



District 2 Public Health

Zachary Taylor, M.D., M.S., Health Director

1280 Athens Street • Gainesville, Georgia 30507

PH: 770-535-5743 • FAX: 770-535-5958 • www.phdistrict2.org

Banks, Dawson, Forsyth, Franklin, Habersham, Hall, Hart, Lumpkin, Rabun, Stephens, Towns, Union and White Counties

January 13, 2024

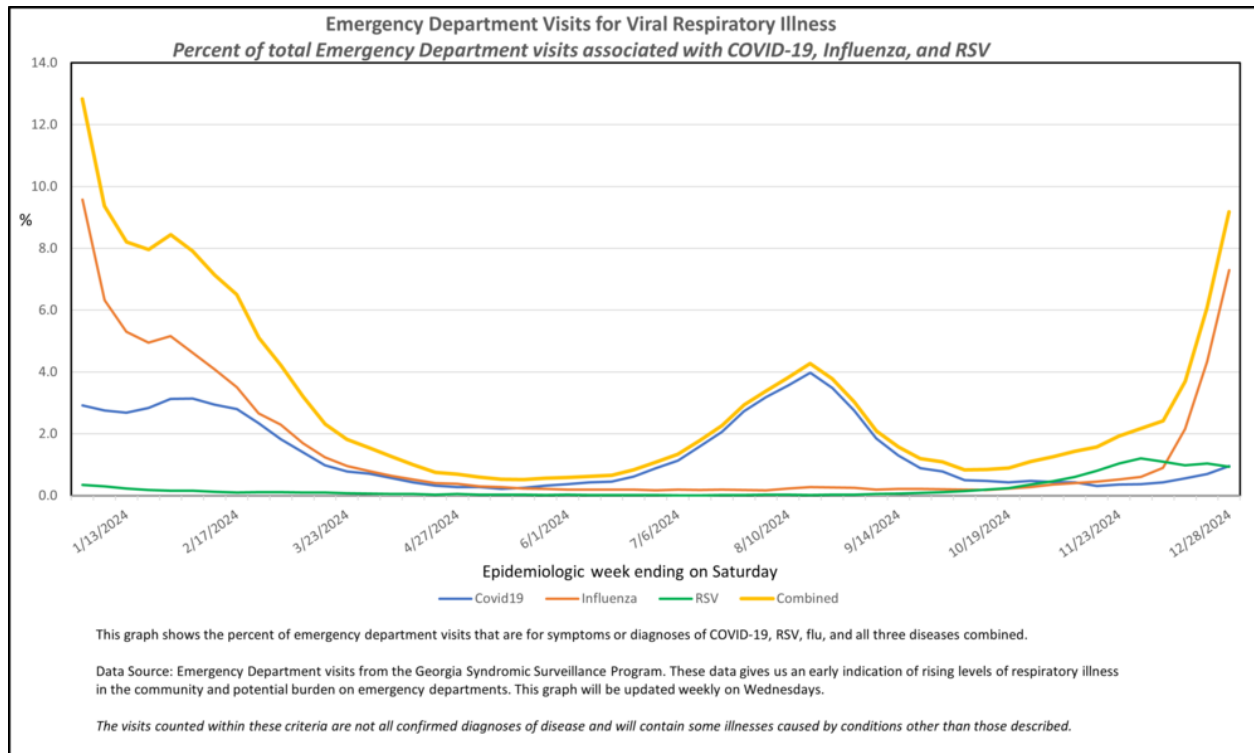
District 2 Public Health- Epidemiology Department

Phone: 770-535-5864 Fax: 770-535-5848

Web: <https://phdistrict2.org/epidemiology/>

Viral Respiratory Diseases Surveillance

Pan-Respiratory Virus Surveillance (Georgia- last updated 12/28/2024)

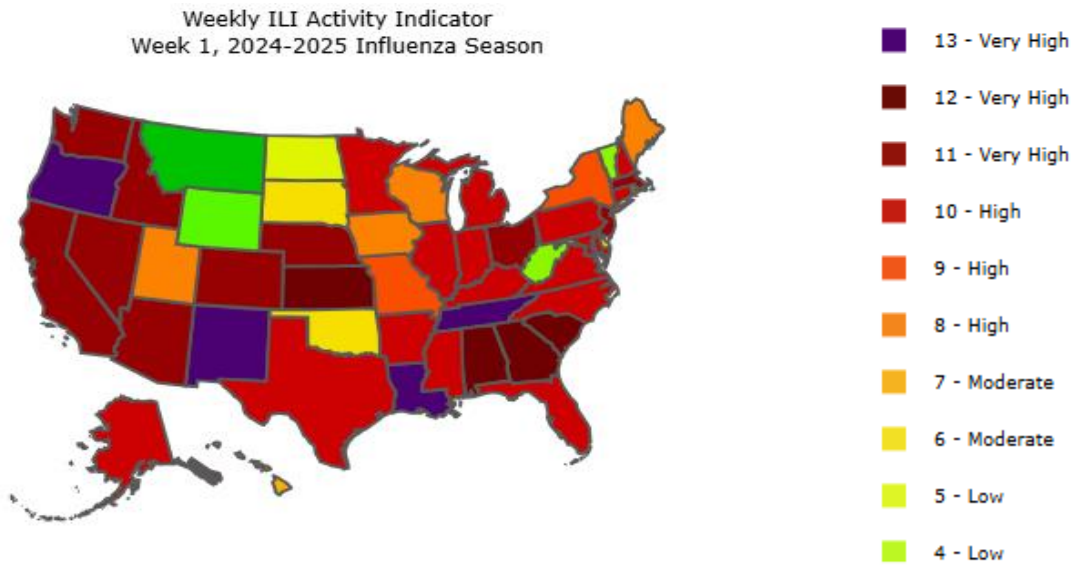


Graph shows Influenza cases are higher than RSV and COVID-19 ending week of 12/28/2024.

Georgia Flu Surveillance Update: Week 1 (Ending January 4, 2025)

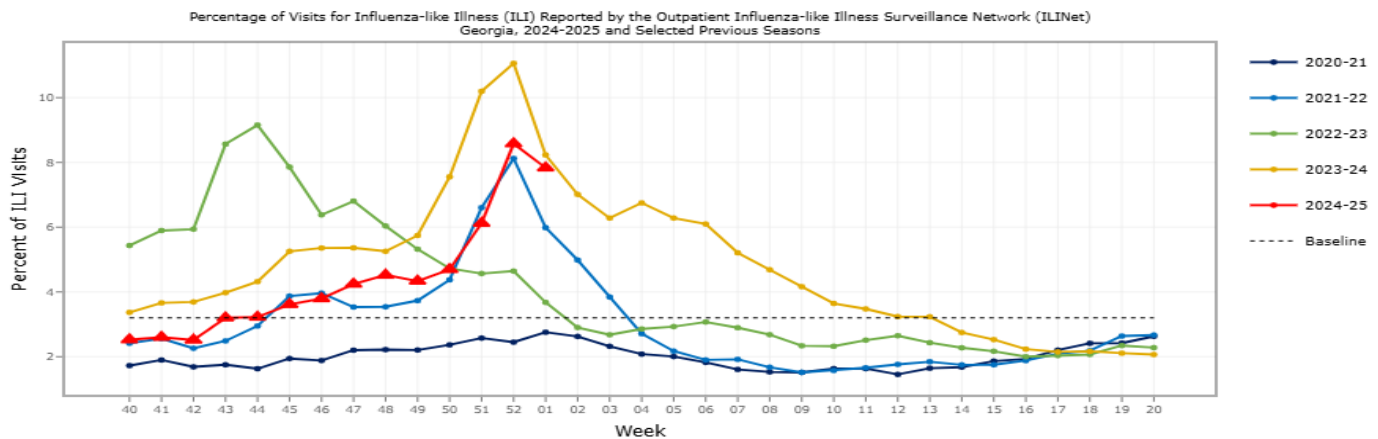
As of Week 1, Georgia flu activity was Very High= 12 (on the scale of 1-13). Activity levels are based on the percent of outpatient visits in Georgia due to Influenza-like illness during this timeframe.

For the corresponding week, the percentage of outpatient visits for Influenza-like Illness was 7.8% (which is above the regional baseline of 3.2%), the number of influenza-associated death was 0 (0 total for the current ILI season); the number of Metro Area Influenza Hospitalizations was 269 (1,089 total for current Flu season); and the number of Influenza Outbreaks was 2 (22 total for current Flu season).



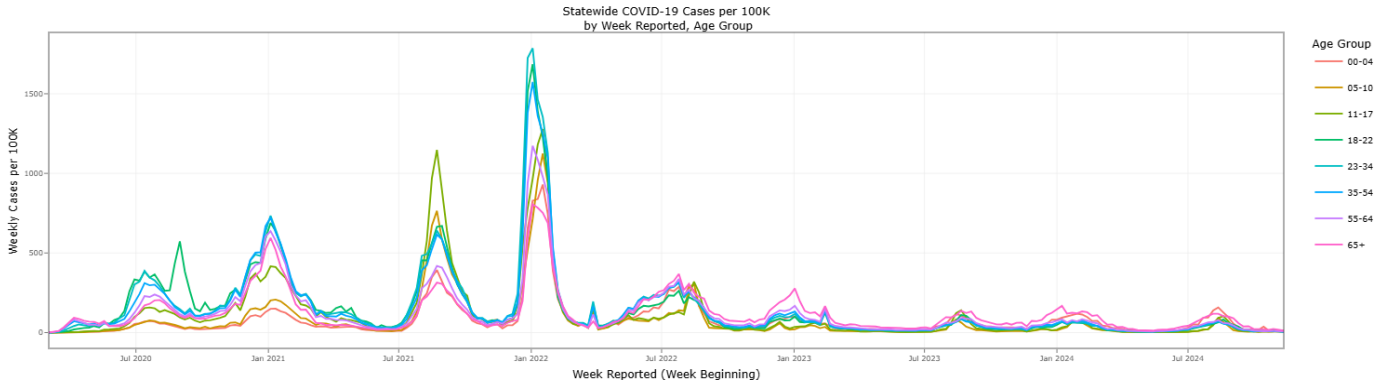
Map shows Influenza-like cases in US southern region. Georgia activity indicator is at level 12 (**Very High**) on week 1 as shown in dark red color.

ILI (Influenza-like Illness) Percentages by Season



Graph shows Georgia Flu snapshot comparison to previous years. Graph shows flu cases are low in 2024-2025 when compared to 2023-2024. However, graph also shows a slight decrease in percentage of Georgia flu cases compared to previous weeks in 2024-2025.

COVID-19 Snapshot in Georgia

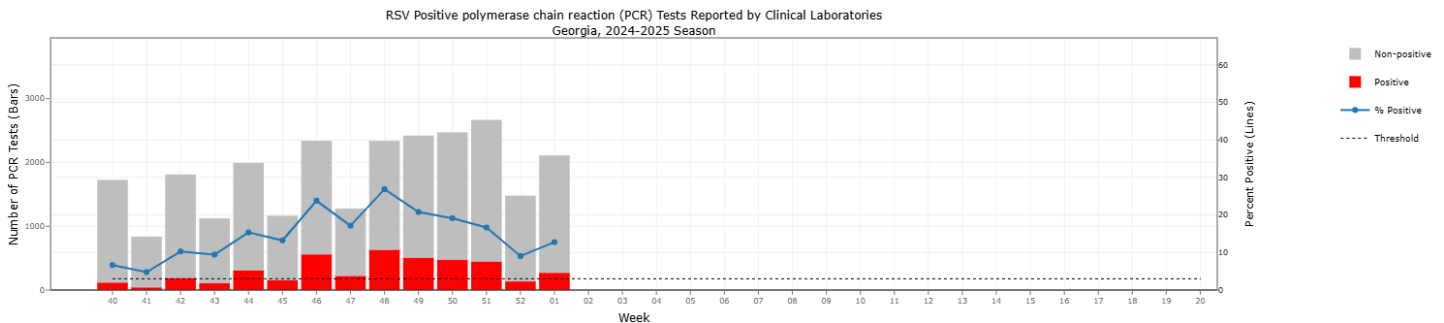


Graph shows COVID-19 cases being low for all age groups. The SARS-CoV-2 subvariant Omicron XEC is responsible for 45% of all cases in U.S. Majority of COVID-19 cases, hospitalizations and deaths are occurring among those 65 years and older.

Respiratory Syncytial Virus Infection (RSV) Surveillance

Data from NREVSS are also analyzed to measure the RSV seasonality. Antigen and polymerase chain reaction (PCR) tests are analyzed separately to determine the start and end of RSV season. Season onset is defined as the first week of two consecutive weeks when the percent positive of ALL laboratory confirmed tests are greater than or equal a certain threshold. The end is defined as the first week of two consecutive weeks when the percent positive of ALL laboratory confirmed tests are less than a certain threshold. For antigen-based testing, the threshold is 10% and for PCR the threshold is 3%.

During week 1, clinical laboratories in Georgia reported testing 3,763 (9.2% positive) antigen specimens and 2,109 (12.8% positive) PCR specimens.



For week 1, PCR Detections: Graph shows increase in RSV PCR positive test results/cases compared to the previous week.

Getting vaccinated is the best thing you can do to protect yourself and others.

District 2 health departments have vaccines available. Please contact your local health department for information on how to get your vaccine at http://phdistrict2.org/?page_id=597.

To learn more about how to protect yourself against flu and other respiratory diseases, visit DPH website at <https://dph.georgia.gov/epidemiology/acute-disease-epidemiology/viral-respiratory-diseases> and CDC website at <https://www.cdc.gov/flu/>

All Georgia physicians, laboratories, and other health care providers are required by law to report notifiable diseases. Instructions, including notifiable conditions and the timeframe in which they are reportable can be found at <https://dph.georgia.gov/epidemiology/disease-reporting>. Georgia tracks the listed conditions statewide using multiple overlapping surveillance systems, especially in the case of viral respiratory diseases as some are not reportable at the individual case level.