



# District 2 Public Health

Zachary Taylor, M.D., M.S., Health Director

1280 Athens Street • Gainesville, Georgia 30507

PH: 770-535-5743 • FAX: 770-535-5958 • [www.phdistrict2.org](http://www.phdistrict2.org)

Banks, Dawson, Forsyth, Franklin, Habersham, Hall, Hart, Lumpkin, Rabun, Stephens, Towns, Union and White Counties

November 12, 2024

## District 2 Public Health- Epidemiology Department

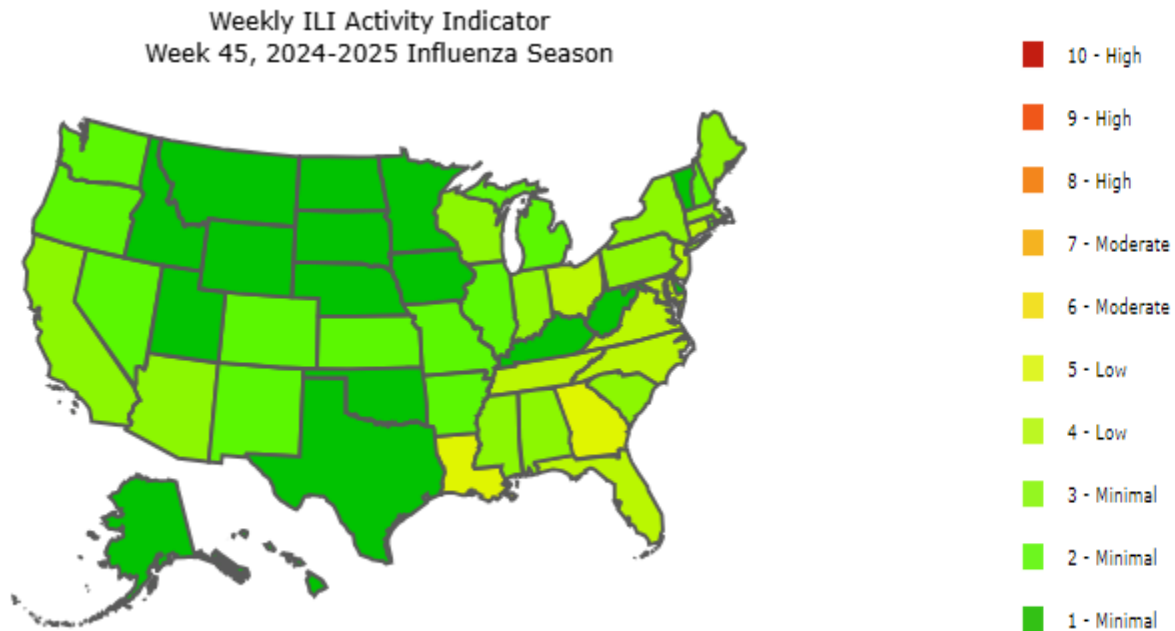
Phone: 770-535-5864 Fax: 770-535-5848

Web: <https://phdistrict2.org/epidemiology/>

## Georgia Flu Surveillance Update: Week 45 (Ending November 9, 2024)

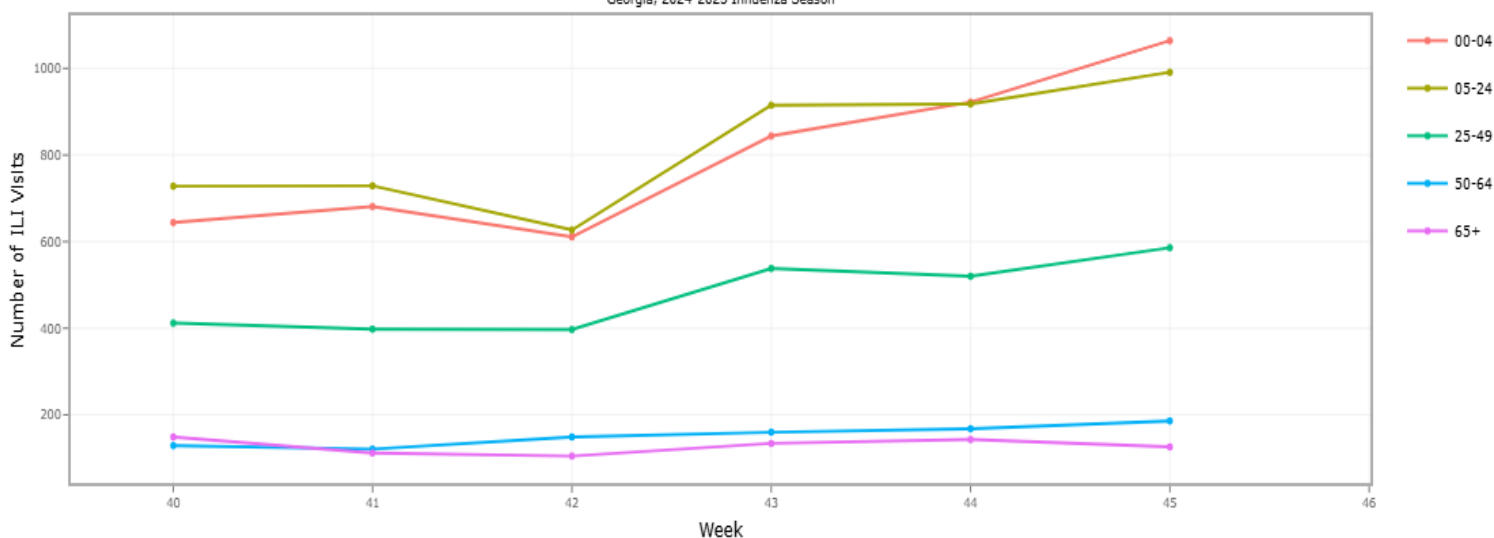
As of Week 45, Georgia flu activity was Low= 5 (on the scale of 1-13). Activity levels are based on the percent of outpatient visits in Georgia due to Influenza-like illness during this timeframe.

For the corresponding week, the percentage of outpatient visits for Influenza-like Illness was 3.7% (which is above the regional baseline of 3.2%), the number of influenza-associated death was 0 (0 total for the current ILI season); the number of Metro Area Influenza Hospitalizations was 7 (29 total for current Flu season); and the number of Influenza Outbreaks was 0 (0 total for current Flu season).



Map shows Influenza-like cases in US southern region. Georgia activity indicator is at level 5 (**Low**) on week 45 as shown in **Light Green** color.

Number of Visits for Influenza-like Illness (ILI) by Age, Reported by the Outpatient Influenza-like Illness Surveillance Network (ILINet)  
Georgia, 2024-2025 Influenza Season



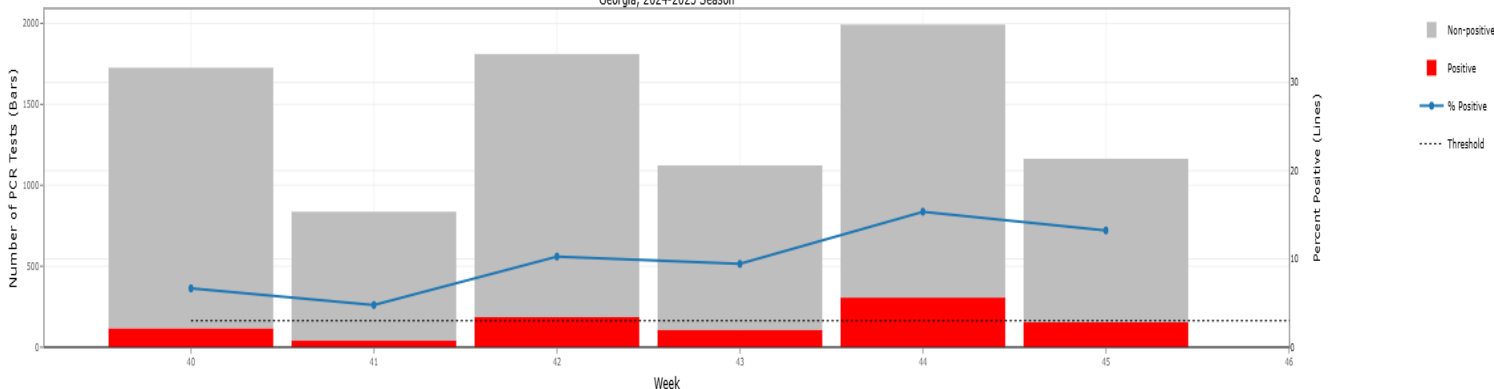
For week 45, the graph shows an increase in cases for age groups 00-04, 05-24, 25-49, and 50-64 and decrease for age group 65+.

### Respiratory Syncytial Virus Infection (RSV) Surveillance

Data from NREVSS are also analyzed to measure the RSV seasonality. Antigen and polymerase chain reaction (PCR) tests are analyzed separately to determine the start and end of RSV season. Season onset is defined as the first week of two consecutive weeks when the percent positive of ALL laboratory confirmed tests are greater than or equal a certain threshold. The end is defined as the first week of two consecutive weeks when the percent positive of ALL laboratory confirmed tests are less than a certain threshold. For antigen-based testing, the threshold is 10% and for PCR the threshold is 3%.

During week 45, clinical laboratories in Georgia reported testing 1,871 (5.8% positive) antigen specimens and 1,164 (13.2% positive) PCR specimens.

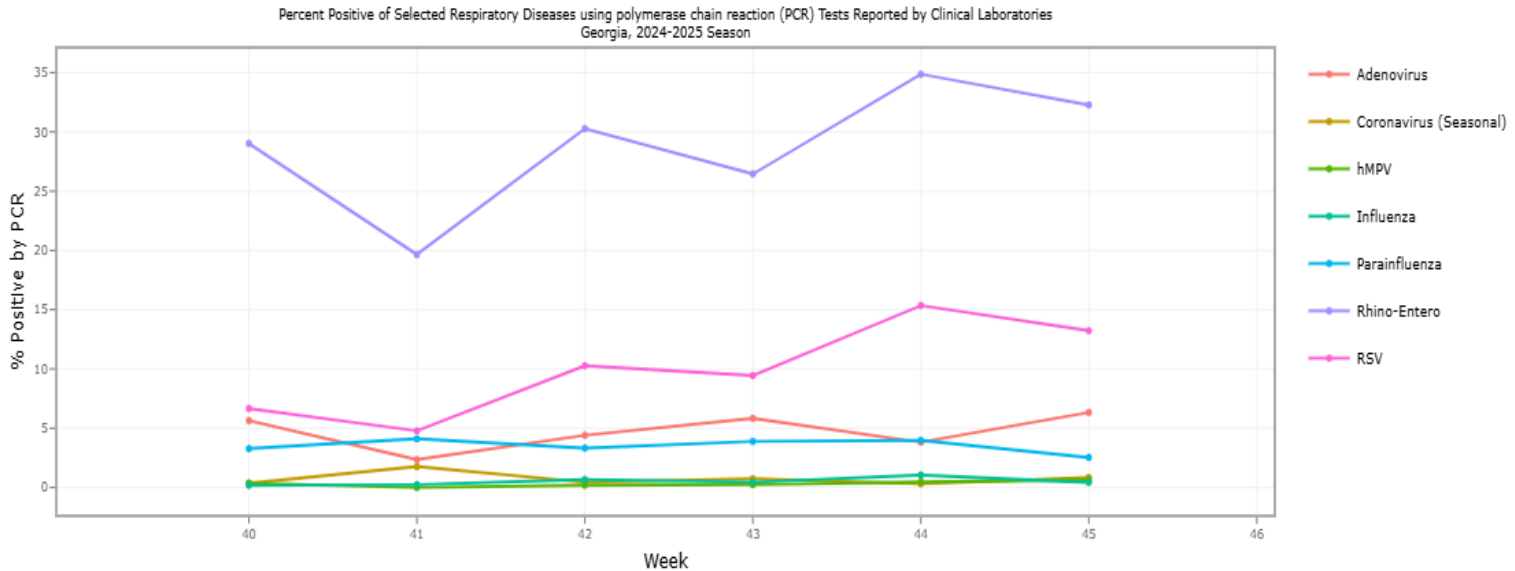
RSV Positive polymerase chain reaction (PCR) Tests Reported by Clinical Laboratories  
Georgia, 2024-2025 Season



For week 45, RSV PCR positive test results show a slight decrease in cases compared to the previous week.

## Other Respiratory Disease Surveillance

Trends in influenza, RSV, and other respiratory viruses are displayed below using NREVSS polymerase chain reaction (PCR) testing data.



For week 45, Adenovirus shows increase in cases along with Coronavirus (seasonal) also showing slight increase in cases compared to previous week. Rhino-Enterovirus, RSV, and hMPV show a decrease in cases.

### Summary: Number of PCR Tests (% Positive)

	Week 45	Total since Week 40
<b>Adenovirus</b>	474 (6.3%)	4,721 (4.7%)
<b>Coronavirus (Seasonal)</b>	474 (0.8%)	4,721 (0.6%)
<b>Influenza</b>	1,164 (0.4%)	8,655 (0.6%)
<b>Parainfluenza</b>	474 (2.5%)	4,721 (3.5%)
<b>RSV</b>	1,164 (13.2%)	8,654 (10.5%)
<b>Rhino-Enterovirus</b>	474 (32.3%)	4,721 (30.3%)
<b>hMPV</b>	474 (0.6%)	4,721 (0.3%)

Getting vaccinated is the best thing you can do to protect yourself and others.

District 2 health departments have vaccines available. Please contact your local health department for information on how to get your vaccine at [http://phdistrict2.org/?page\\_id=597](http://phdistrict2.org/?page_id=597).

To learn more about how to protect yourself against flu and other respiratory diseases, visit DPH website at <https://dph.georgia.gov/epidemiology/acute-disease-epidemiology/viral-respiratory-diseases> and CDC website at <https://www.cdc.gov/flu/>