



District 2 Public Health

Zachary Taylor, M.D., M.S., Health Director

1280 Athens Street • Gainesville, Georgia 30507

PH: 770-535-5743 • FAX: 770-535-5958 • www.phdistrict2.org

Banks, Dawson, Forsyth, Franklin, Habersham, Hall, Hart, Lumpkin, Rabun, Stephens, Towns, Union and White Counties

Date: November 7, 2022

District 2 Epidemiology Department

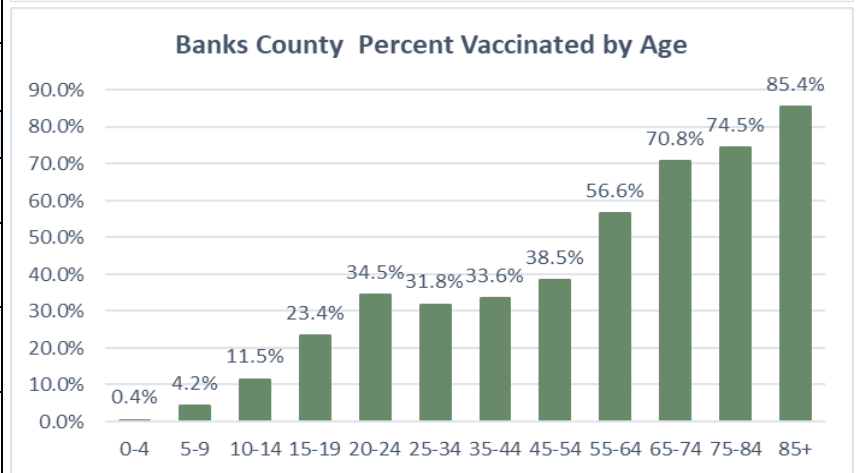
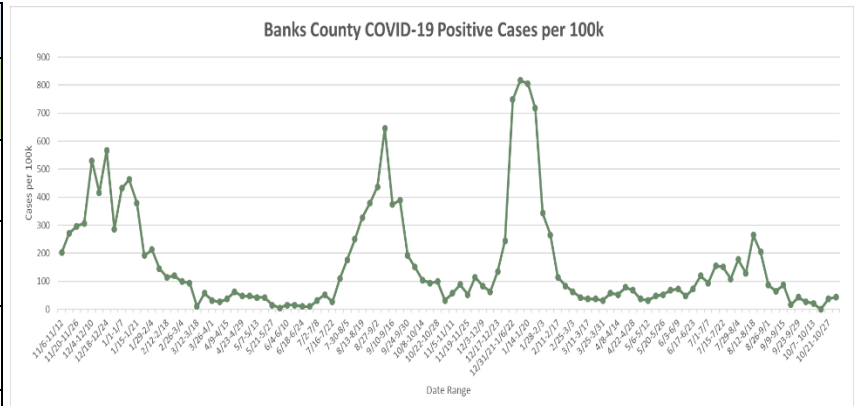
Marie Brown, MPH

Notifiable Disease Coordinator/ Epi lead

marie.brown@dph.ga.gov • PH: 770-519-7661

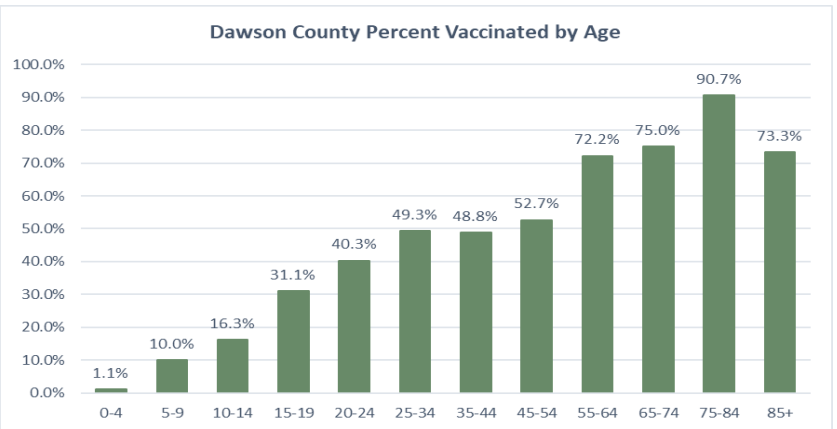
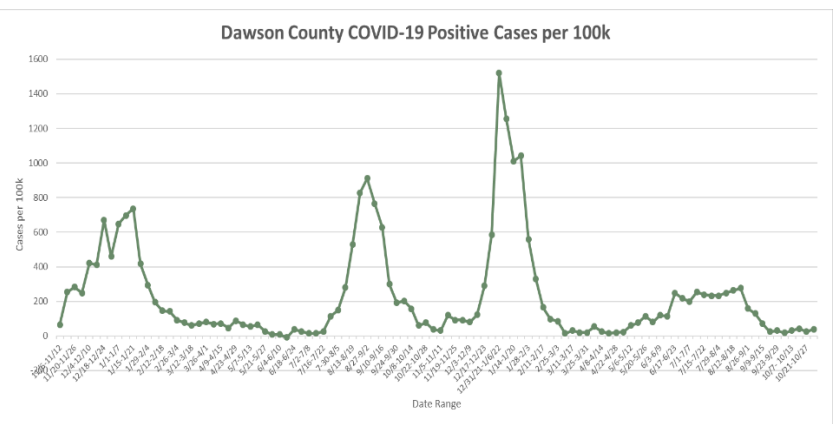
Banks County

COVID-19 Cases	
Community level Transmissibility	Low
Total Positive Cases	3,829
14 Day Case Rate (per 100K)	N/A
Percent Positive over last 2 weeks	5.6%
Total Hospitalizations	375
Total Deaths	90
COVID-19 Vaccine	
Vaccines Administered	16,795
Vaccines Administered per 100K	89,774
One Dose:	7,107 (38% residents)
Fully Vaccinated:	6,449 (34% residents)



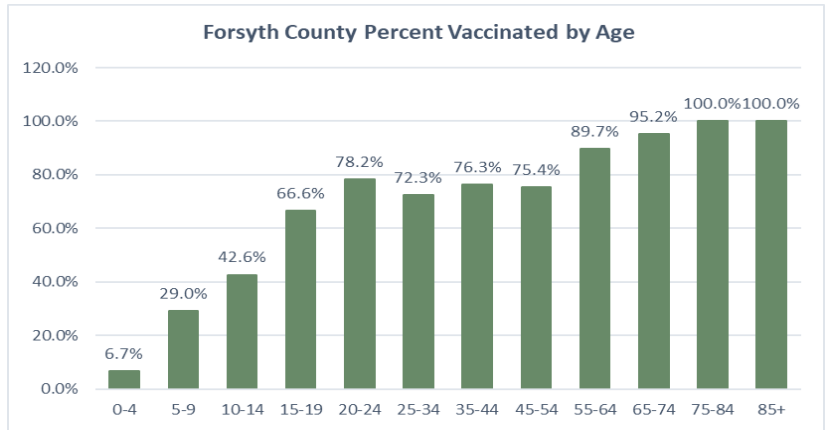
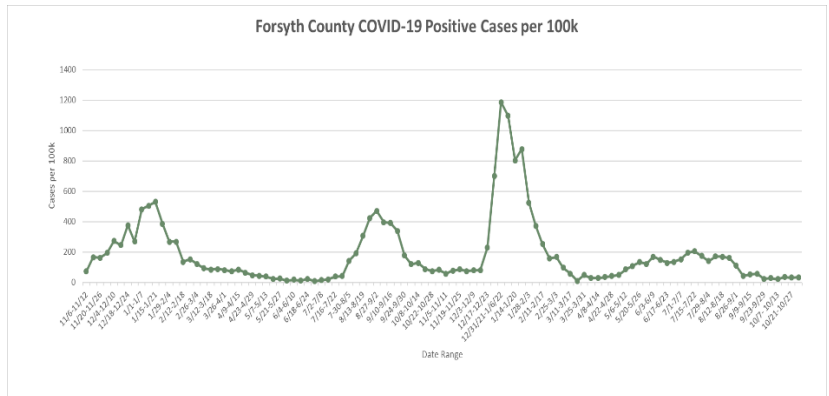
Dawson County

COVID-19 Cases	
Community level Transmissibility	Low
Total Positive Cases	7,146
14 Day Case Rate (per 100K)	63
Percent Positive over last 2 weeks	5.0%
Total Hospitalizations	442
Total Deaths	101
COVID-19 Vaccine	
Vaccines Administered	30,678
Vaccines Administered per 100K	125,032
One Dose:	12,454 (51% residents)
Fully Vaccinated:	11,459 (47% residents)



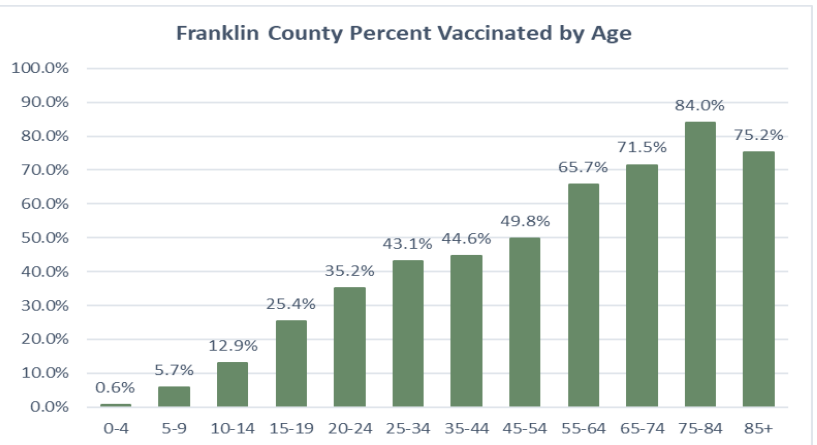
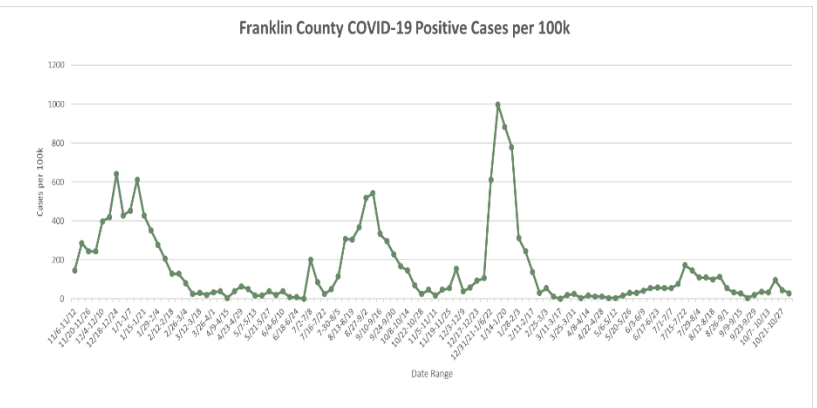
Forsyth County

COVID-19 Cases	
Community level Transmissibility	Low
Total Positive Cases	51,775
14 Day Case Rate (per 100K)	67
Percent Positive over last 2 weeks	6.6%
Total Hospitalizations	1,718
Total Deaths	419
COVID-19 Vaccine	
Vaccines Administered	397,779
Vaccines Administered per 100K	174,171
One Dose:	156,413 (68% residents)
Fully Vaccinated:	145,019 (63% residents)



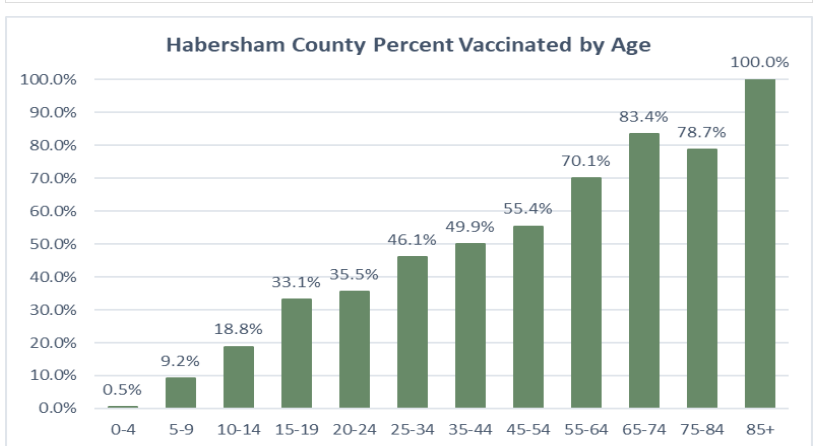
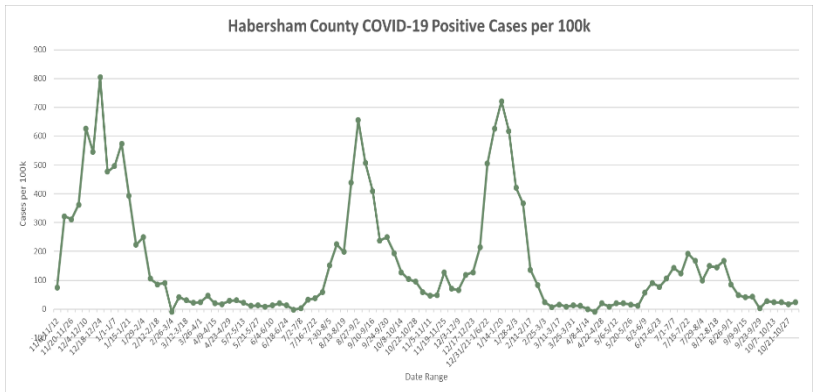
Franklin County

COVID-19 Cases	
Community level Transmissibility	Low
Total Positive Cases	4,761
14 Day Case Rate (per 100K)	73
Percent Positive over last 2 weeks	5.8%
Total Hospitalizations	305
Total Deaths	85
COVID-19 Vaccine	
Vaccines Administered	24,279
Vaccines Administered per 100K	106,645
One Dose:	10,264 (45% residents)
Fully Vaccinated:	9,319 (41% residents)



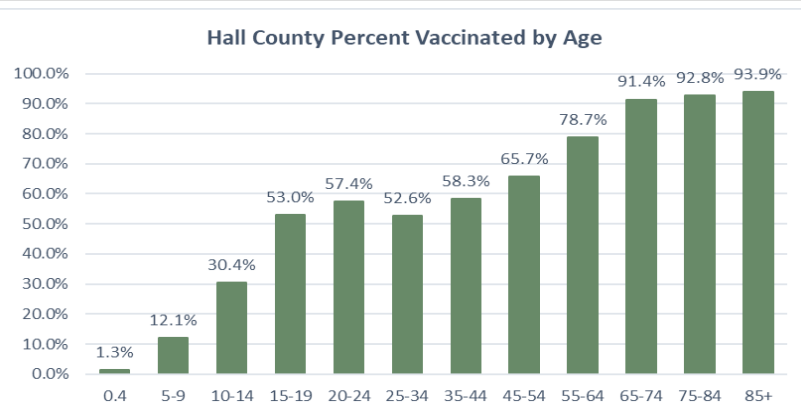
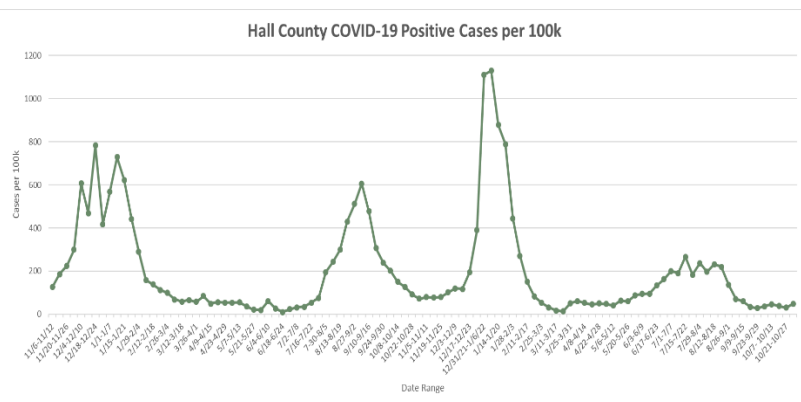
Habersham County

COVID-19 Cases	
Community level Transmissibility	Low
Total Positive Cases	9,295
14 Day Case Rate (per 100K)	39
Percent Positive over last 2 weeks	5.2%
Total Hospitalizations	780
Total Deaths	256
COVID-19 Vaccine	
Vaccines Administered	52,957
Vaccines Administered per 100K	118,668
One Dose:	22,133 (50% residents)
Fully Vaccinated:	20,251 (45% residents)



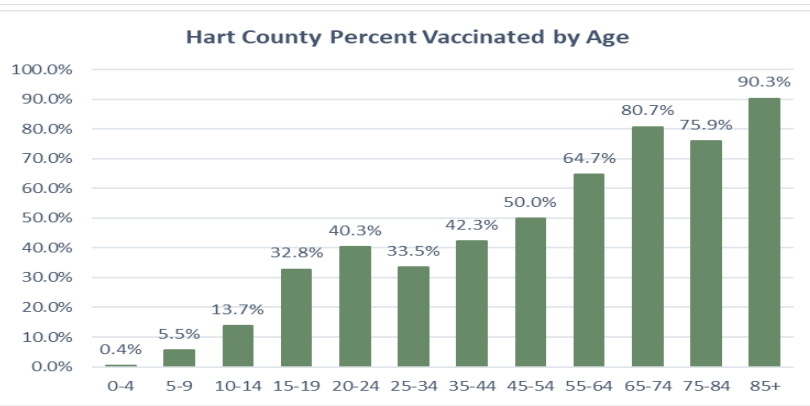
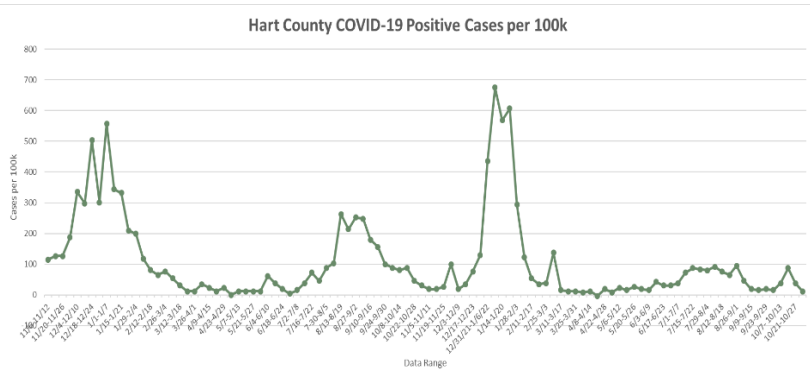
Hall County

COVID-19 Cases	
Community level Transmissibility	Low
Total Positive Cases	53,382
14 Day Case Rate (per 100K)	77
Percent Positive over last 2 weeks	5.6%
Total Hospitalizations	3,853
Total Deaths	840
COVID-19 Vaccine	
Vaccines Administered	270,468
Vaccines Administered per 100K	136,141
One Dose:	111,912 (56% residents)
Fully Vaccinated:	102,165 (51% residents)



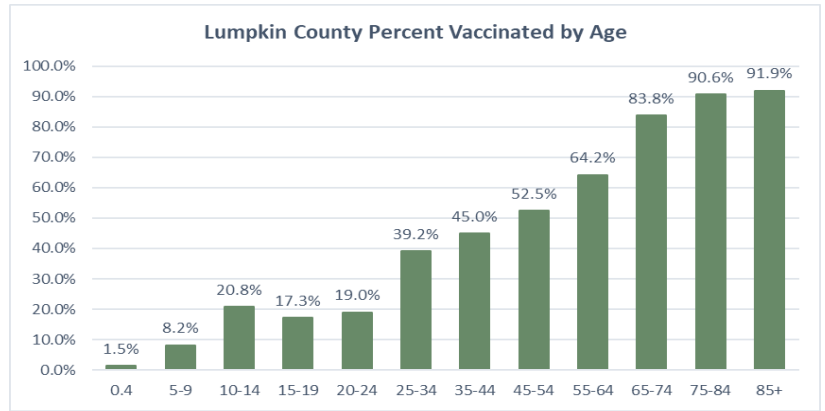
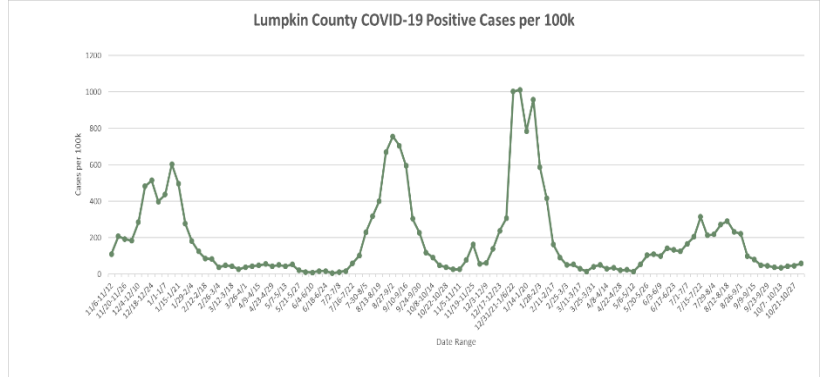
Hart County

COVID-19 Cases	
Community level Transmissibility	Low
Total Positive Cases	3,523
14 Day Case Rate (per 100K)	50
Percent Positive over last 2 weeks	8.2%
Total Hospitalizations	237
Total Deaths	69
COVID-19 Vaccine	
Vaccines Administered	29,739
Vaccines Administered per 100K	115,388
One Dose:	12,075 (47% residents)
Fully Vaccinated:	11,012 (43% residents)



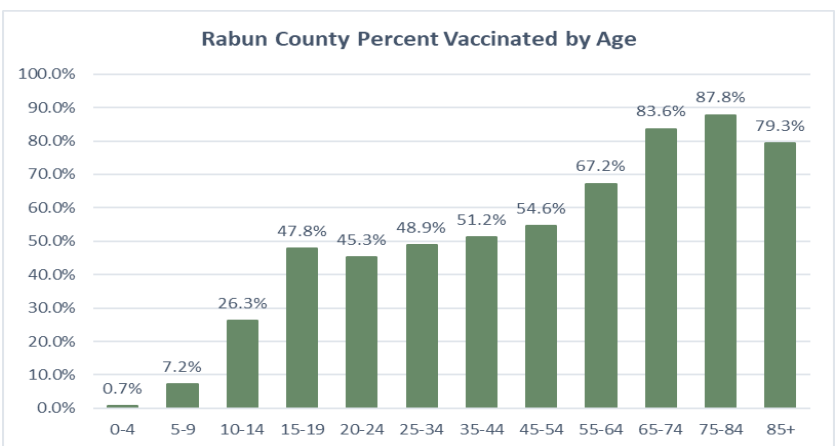
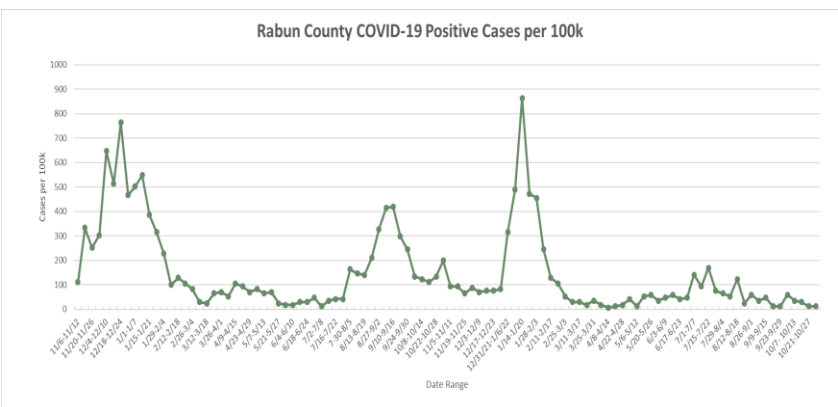
Lumpkin County

COVID-19 Cases	
Community level Transmissibility	Low
Total Positive Cases	7,772
14 Day Case Rate (per 100K)	89
Percent Positive over last 2 weeks	5.2%
Total Hospitalizations	553
Total Deaths	115
COVID-19 Vaccine	
Vaccines Administered	35,935
Vaccines Administered per 100K	110,903
One Dose:	14,149 (44% residents)
Fully Vaccinated:	12,950 (40% residents)



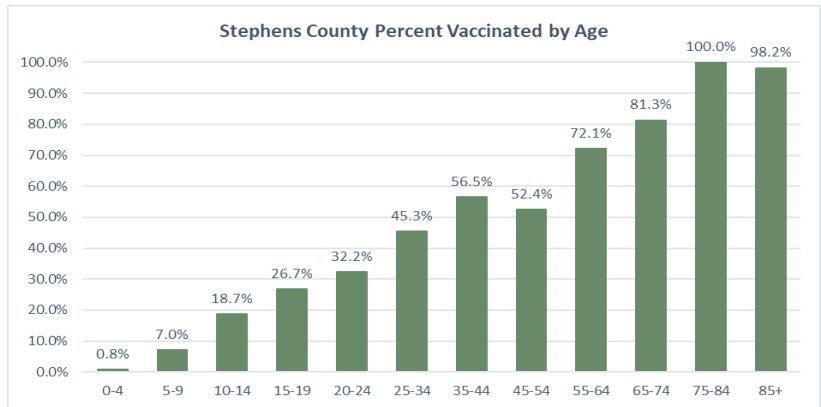
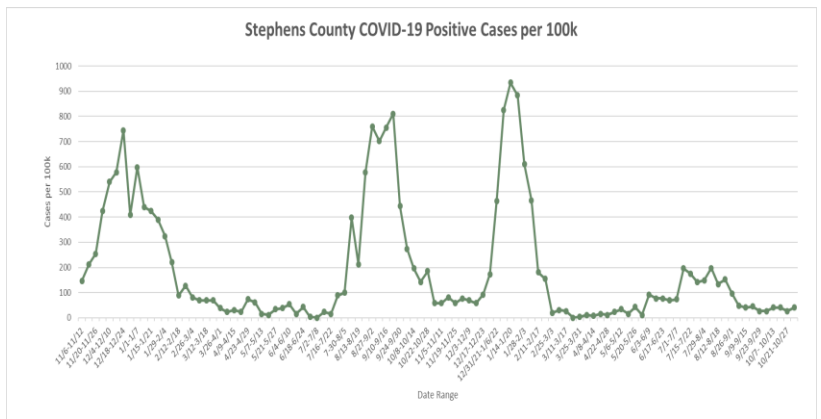
Rabun County

COVID-19 Cases	
Community level Transmissibility	Low
Total Positive Cases	3,060
14 Day Case Rate (per 100K)	53
Percent Positive over last 2 weeks	4.4%
Total Hospitalizations	289
Total Deaths	84
COVID-19 Vaccine	
Vaccines Administered	24,920
Vaccines Administered per 100K	149,714
One Dose:	9,506 (57% residents)
Fully Vaccinated:	8,710 (52% residents)



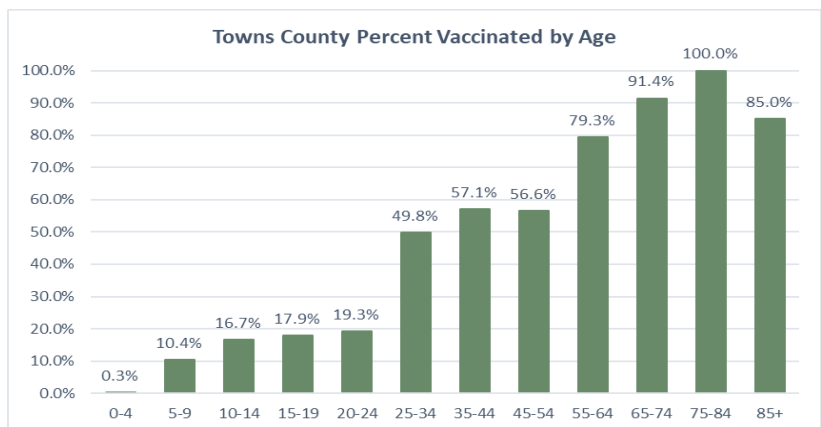
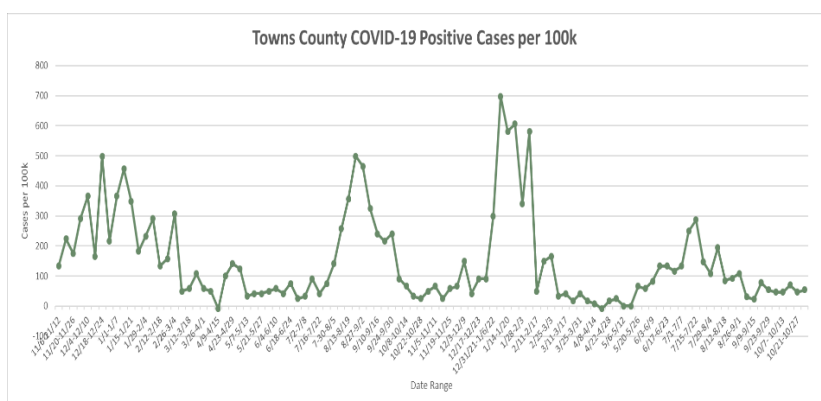
Stephens County

COVID-19 Cases	
Community level Transmissibility	Low
Total Positive Cases	6,465
14 Day Case Rate (per 100K)	61
Percent Positive over last 2 weeks	9.2%
Total Hospitalizations	448
Total Deaths	144
COVID-19 Vaccine	
Vaccines Administered	32,347
Vaccines Administered per 100K	125,619
One Dose:	13,048 (51% residents)
Fully Vaccinated:	11,936 (46% residents)



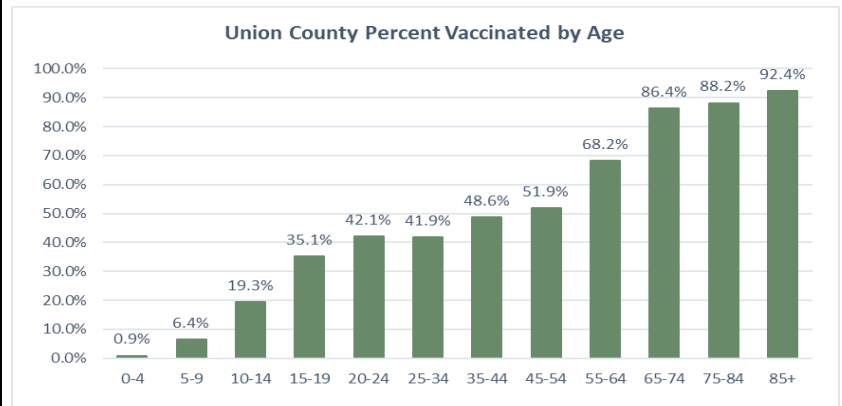
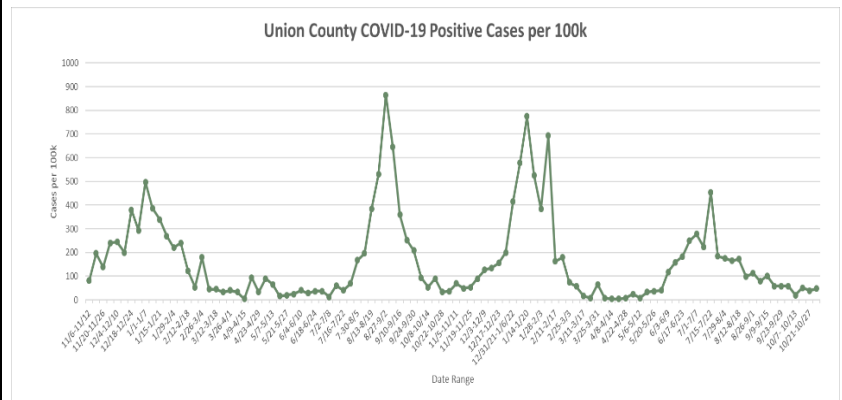
Towns County

COVID-19 Cases	
Community level Transmissibility	Low
Total Positive Cases	2,357
14 Day Case Rate (per 100K)	91
Percent Positive over last 2 weeks	23.5%
Total Hospitalizations	234
Total Deaths	89
COVID-19 Vaccine	
Vaccines Administered	18,988
Vaccines Administered per 100K	163,450
One Dose:	7,128 (61% residents)
Fully Vaccinated:	6,603 (57% residents)



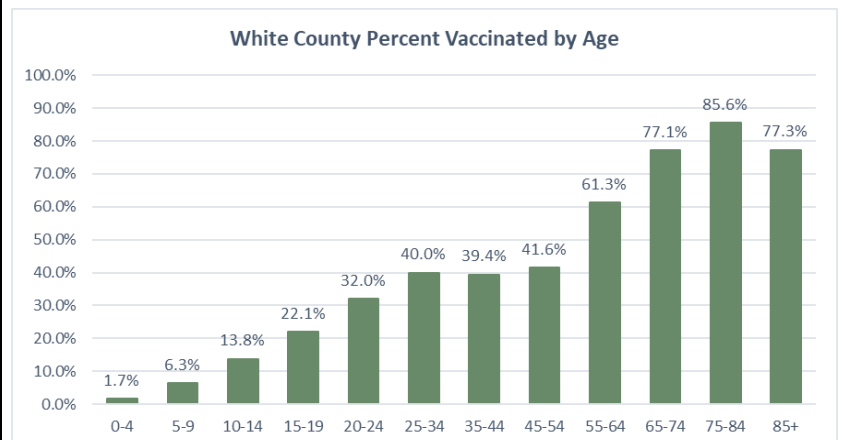
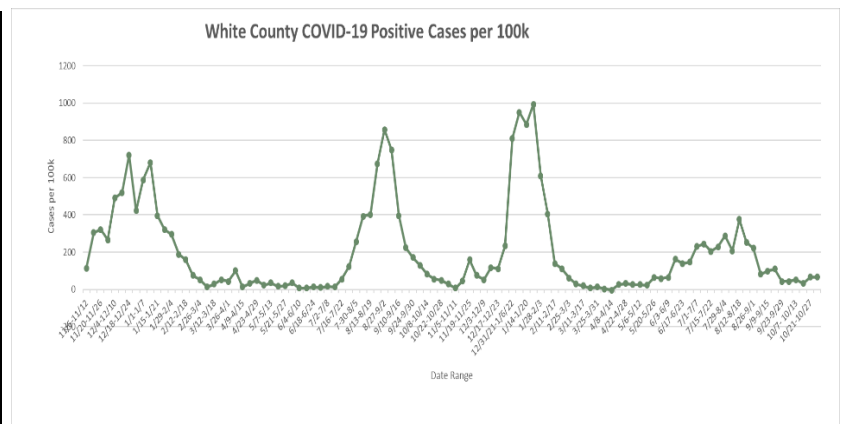
Union County

COVID-19 Cases	
Community level Transmissibility	Low
Total Positive Cases	5,118
14 Day Case Rate (per 100K)	71
Percent Positive over last 2 weeks	12.3%
Total Hospitalizations	497
Total Deaths	156
COVID-19 Vaccine	
Vaccines Administered	35,792
Vaccines Administered per 100K	153,692
One Dose:	13,528 (58% residents)
Fully Vaccinated:	12,501 (54% residents)



White County

COVID-19 Cases	
Community level Transmissibility	Low
Total Positive Cases	7,317
14 Day Case Rate (per 100K)	117
Percent Positive over last 2 weeks	5.6%
Total Hospitalizations	533
Total Deaths	152
COVID-19 Vaccine	
Vaccines Administered	34,148
Vaccines Administered per 100K	115,799
One Dose:	13,342 (45% residents)
Fully Vaccinated:	12,332 (42% residents)



EPI SUMMARY: Data source Georgia DPH and SendSS. Cases include all confirmed and probable cases. Population data source Oasis, 2019. Time frame as of 11/06/2020 to 11/03/2022. Vaccines introduced 12/19/2020 – decline noted in cases after vaccine implementation. Vaccine data includes number of vaccines administered in each county in District 2 and vaccines administered per 100,000 (of the total county population). Vaccine data also shows number of one dose received and percentage of residents as well as 2 doses received, and percentage of residents vaccinated.

*Graph above shows weekly changes in COVID cases. The case rate reported in the graph is approximately half of the 14-day case rate.

*Vaccine graph shows percentage of individuals vaccinated by age group.

COVID-19 Community Levels – Use the Highest Level that Applies to Your Community				
New COVID-19 Cases Per 100,000 people in the past 7 days	Indicators	Low	Medium	High
Fewer than 200	New COVID-19 admissions per 100,000 population (7-day total)	<10.0	10.0-19.9	≥20.0
	Percent of staffed inpatient beds occupied by COVID-19 patients (7-day average)	<10.0%	10.0-14.9%	≥15.0%
200 or more	New COVID-19 admissions per 100,000 population (7-day total)	NA	<10.0	≥10.0
	Percent of staffed inpatient beds occupied by COVID-19 patients (7-day average)	NA	<10.0%	≥10.0%

For more information regarding Community Levels, please visit <https://www.cdc.gov/coronavirus/2019-ncov/science/community-levels.html>

Georgia Flu Surveillance Update: Week 43 (Ending October 29, 2022)

As of Week 43, Georgia flu activity is Very High=12 (on the scale of 1-13). Activity levels are based on the percent of outpatient visits in Georgia due to Influenza-like illness during this timeframe.

For the corresponding week, the percentage of outpatient visits for Influenza-like illness was 8.6%, the number of influenza-associated death was 0; the number of Metro Area Influenza Hospitalizations was 169; and reported Influenza Outbreak was 58.

Getting the flu shot is the best thing you can do to protect yourself and others.

District 2 health departments have flu vaccines available. Please contact your local health department for information on how to get your Flu vaccine at http://phdistrict2.org/?page_id=597.

To learn more about how to protect yourself against flu, visit DPH website at <https://dph.georgia.gov/epidemiology/influenza/seasonal-flu-influenza> and CDC website at <https://www.cdc.gov/flu/>