



# District 2 Public Health

Zachary Taylor, M.D., M.S., Health Director

1280 Athens Street • Gainesville, Georgia 30507

PH: 770-535-5743 • FAX: 770-535-5958 • [www.phdistrict2.org](http://www.phdistrict2.org)

Banks, Dawson, Forsyth, Franklin, Habersham, Hall, Hart, Lumpkin, Rabun, Stephens, Towns, Union and White Counties

Date: October 24, 2022

District 2 Epidemiology Department

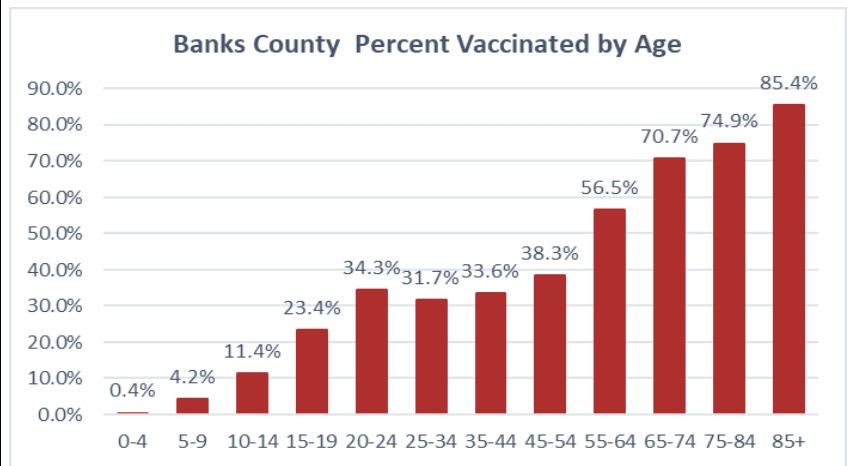
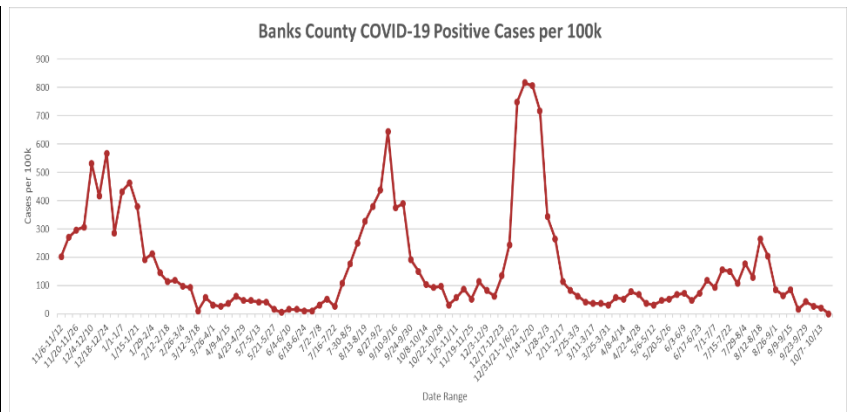
Marie Brown, MPH

Notifiable Disease Coordinator/ Epi lead

[marie.brown@dph.ga.gov](mailto:marie.brown@dph.ga.gov) • PH: 770-519-7661

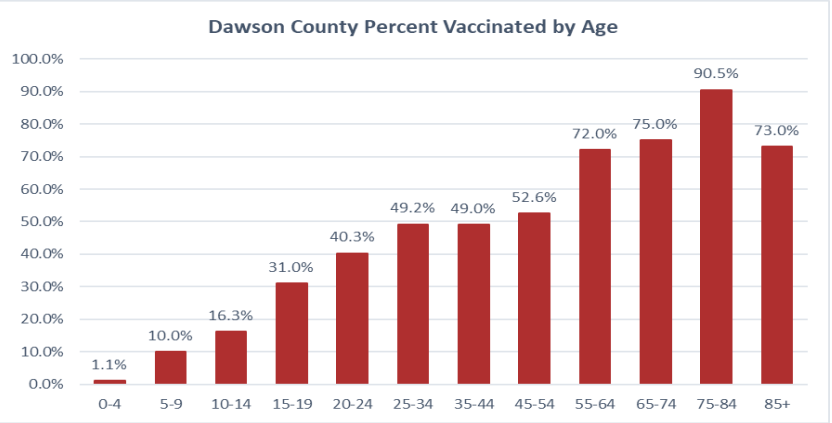
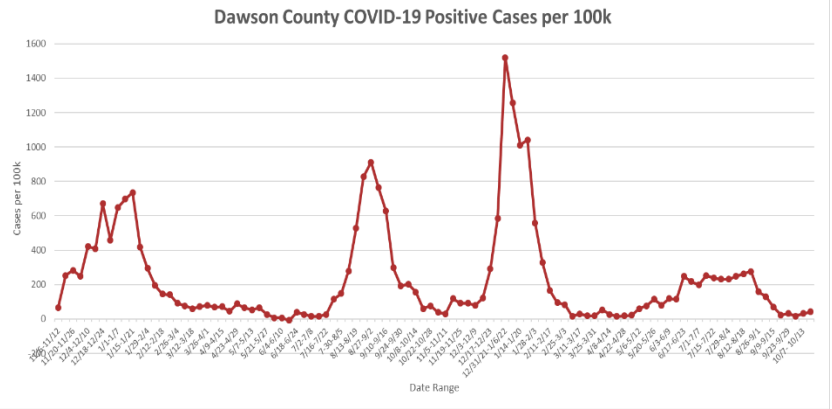
## Banks County

COVID-19 Cases	
Community level Transmissibility	Low
Total Positive Cases	3,820
14 Day Case Rate (per 100K)	N/A
Percent Positive over last 2 weeks	6.3%
Total Hospitalizations	372
Total Deaths	90
COVID-19 Vaccine	
Vaccines Administered	16,662
Vaccines Administered per 100K	88,063
One Dose:	7,095 (38% residents)
Fully Vaccinated:	6,436 (34% residents)



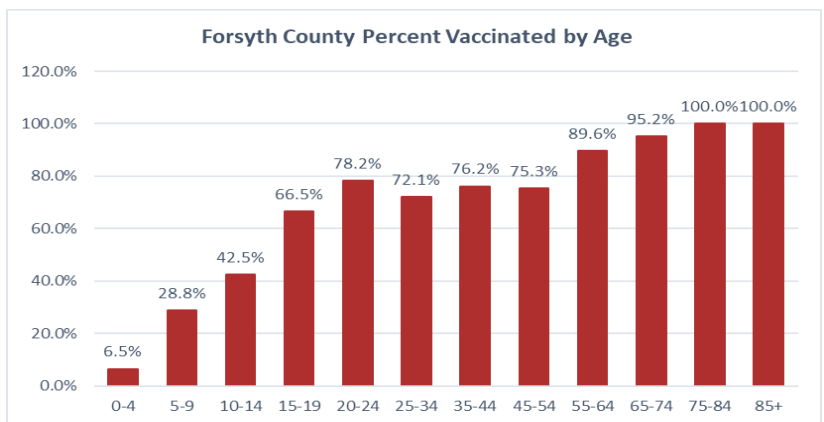
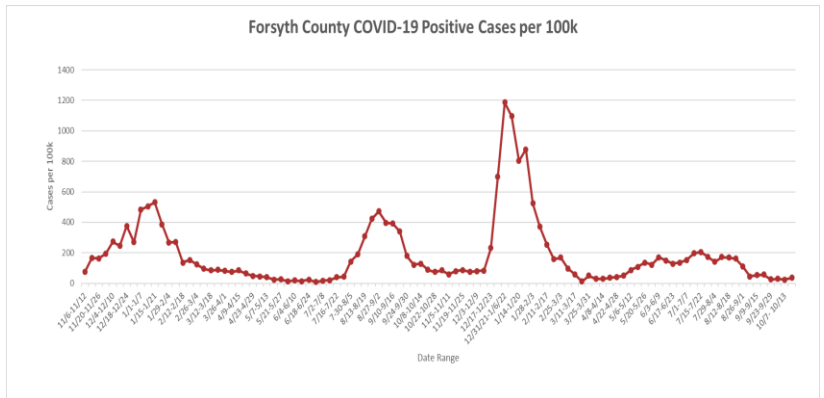
## Dawson County

COVID-19 Cases	
Community level Transmissibility	Low
Total Positive Cases	7,129
14 Day Case Rate (per 100K)	93
Percent Positive over last 2 weeks	10.9%
Total Hospitalizations	438
Total Deaths	101
COVID-19 Vaccine	
Vaccines Administered	30,339
Vaccines Administered per 100K	123,650
One Dose:	12,438 (51% residents)
Fully Vaccinated:	11,437 (47% residents)



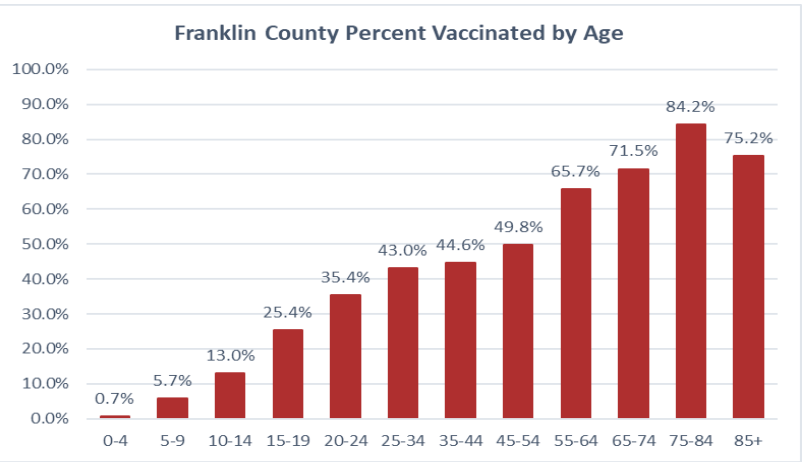
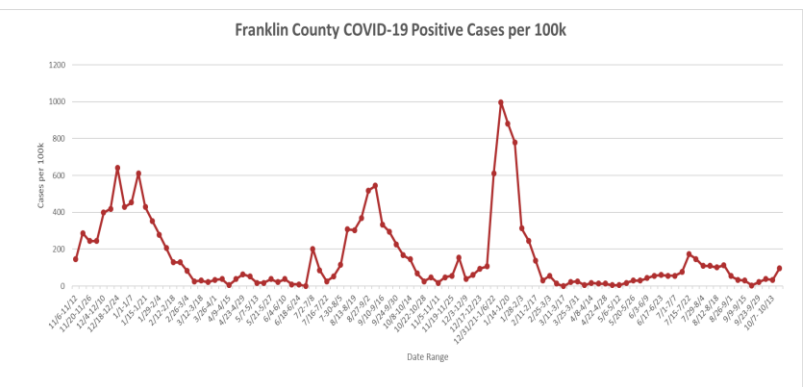
## Forsyth County

COVID-19 Cases	
Community level Transmissibility	Low
Total Positive Cases	51,610
14 Day Case Rate (per 100K)	63
Percent Positive over last 2 weeks	7.8%
Total Hospitalizations	1,703
Total Deaths	417
COVID-19 Vaccine	
Vaccines Administered	393,156
Vaccines Administered per 100K	172,147
One Dose:	156,185 (68% residents)
Fully Vaccinated:	144,658 (63% residents)



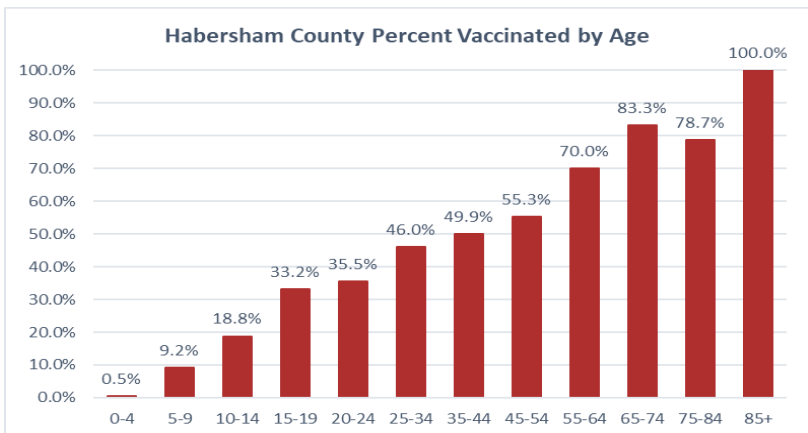
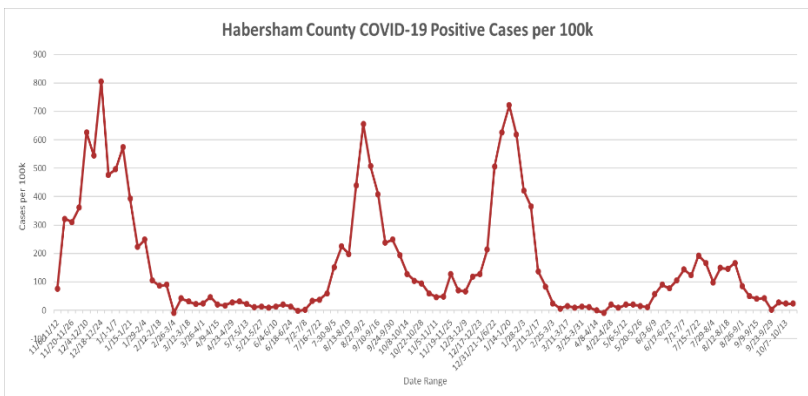
## Franklin County

COVID-19 Cases	
Community level Transmissibility	Low
Total Positive Cases	4,743
14 Day Case Rate (per 100K)	167
Percent Positive over last 2 weeks	8.1%
Total Hospitalizations	302
Total Deaths	84
COVID-19 Vaccine	
Vaccines Administered	24,087
Vaccines Administered per 100K	105,802
One Dose:	10,264 (45% residents)
Fully Vaccinated:	9,317 (41% residents)



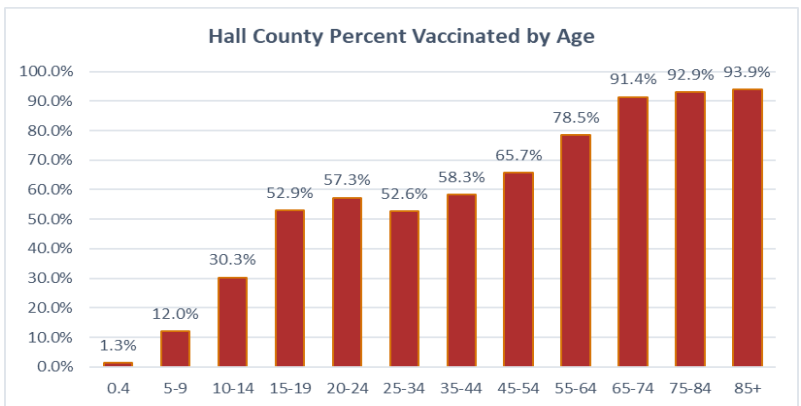
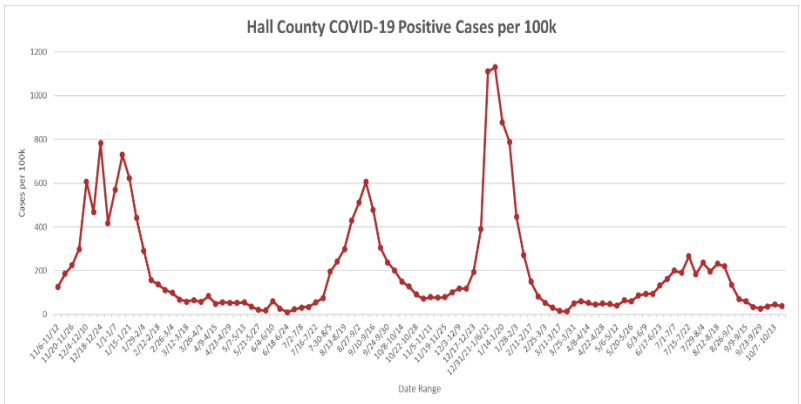
## Habersham County

COVID-19 Cases	
Community level Transmissibility	Low
Total Positive Cases	9,279
14 Day Case Rate (per 100K)	57
Percent Positive over last 2 weeks	6.8%
Total Hospitalizations	772
Total Deaths	255
COVID-19 Vaccine	
Vaccines Administered	52,417
Vaccines Administered per 100K	117,458
One Dose:	22,112 (50% residents)
Fully Vaccinated:	20,214 (45% residents)



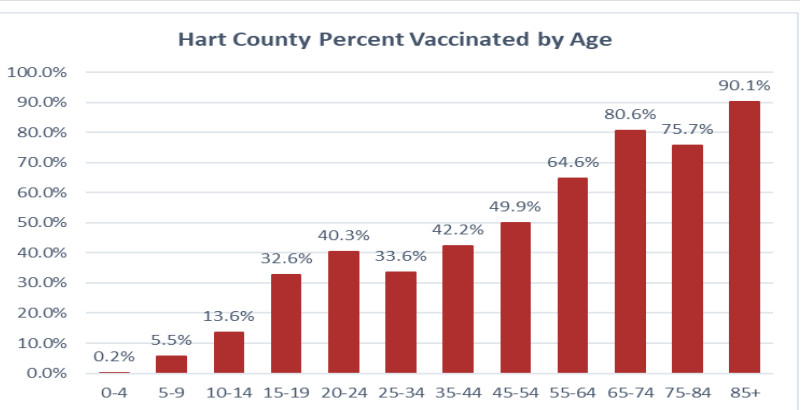
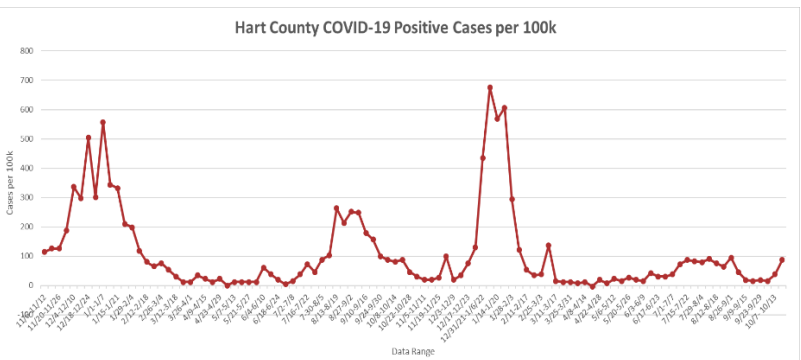
## Hall County

COVID-19 Cases	
Community level Transmissibility	Low
Total Positive Cases	53,218
14 Day Case Rate (per 100K)	77
Percent Positive over last 2 weeks	7.5%
Total Hospitalizations	3,826
Total Deaths	837
COVID-19 Vaccine	
Vaccines Administered	267,955
Vaccines Administered per 100K	134,876
One Dose:	111,835 (56% residents)
Fully Vaccinated:	102,030 (51% residents)



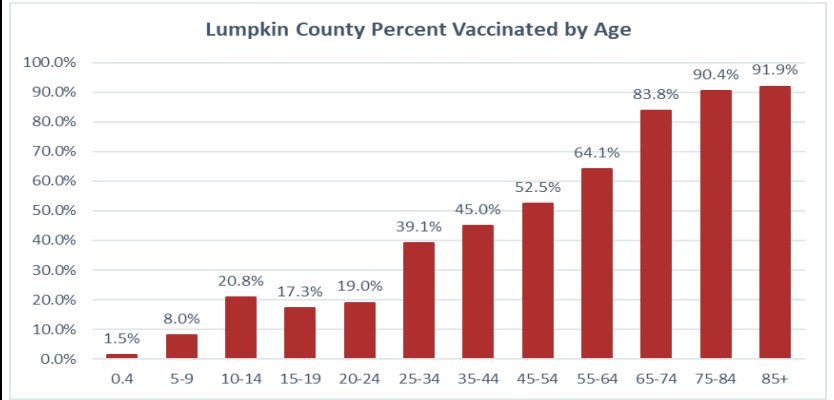
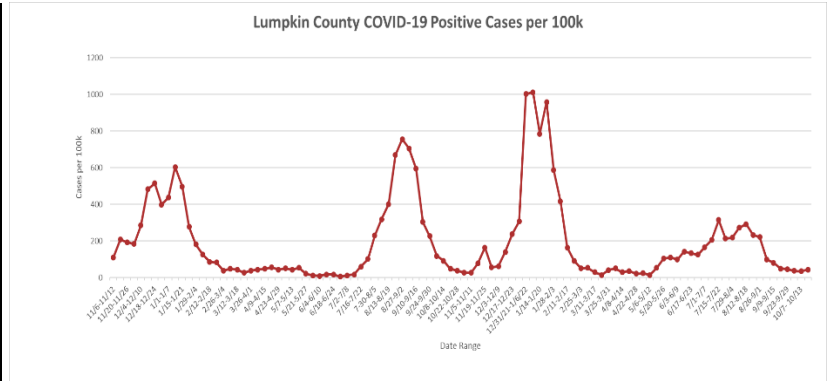
## Hart County

COVID-19 Cases	
Community level Transmissibility	Low
Total Positive Cases	3,511
14 Day Case Rate (per 100K)	134
Percent Positive over last 2 weeks	8.5%
Total Hospitalizations	235
Total Deaths	66
COVID-19 Vaccine	
Vaccines Administered	29,382
Vaccines Administered per 100K	114,003
One Dose:	12,055 (47% residents)
Fully Vaccinated:	10,985 (43% residents)



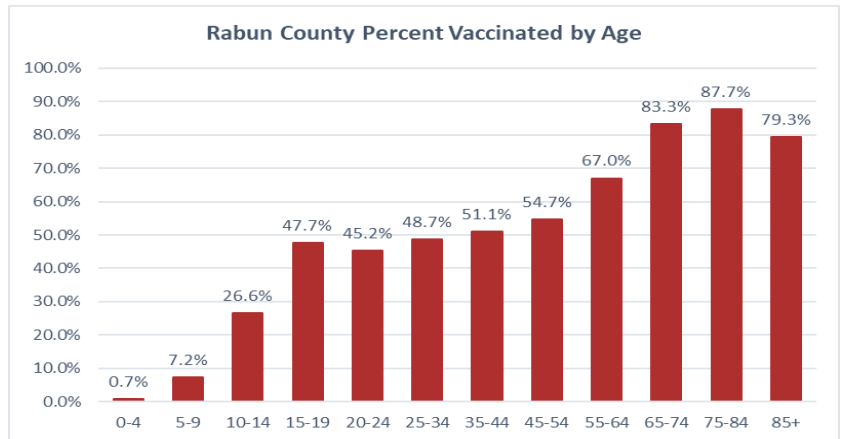
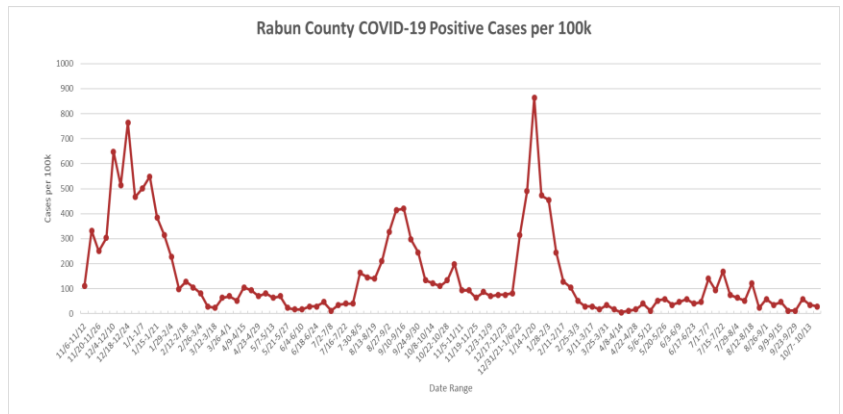
## Lumpkin County

COVID-19 Cases	
Community level Transmissibility	Low
Total Positive Cases	7,743
14 Day Case Rate (per 100K)	71
Percent Positive over last 2 weeks	8.6%
Total Hospitalizations	546
Total Deaths	115
COVID-19 Vaccine	
Vaccines Administered	35,535
Vaccines Administered per 100K	109,669
One Dose:	14,135 (44% residents)
Fully Vaccinated:	12,931 (40% residents)



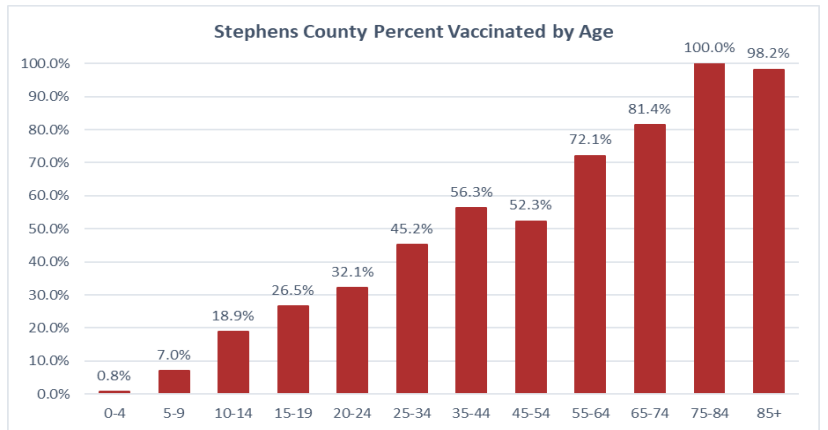
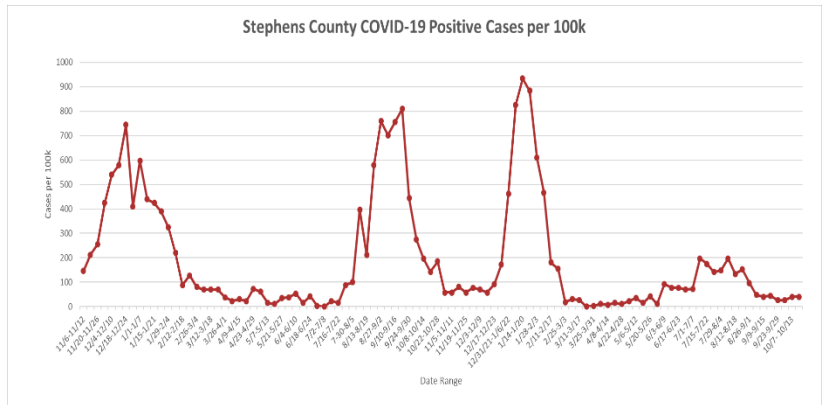
## Rabun County

COVID-19 Cases	
Community level Transmissibility	Low
Total Positive Cases	3,053
14 Day Case Rate (per 100K)	53
Percent Positive over last 2 weeks	9.6%
Total Hospitalizations	287
Total Deaths	84
COVID-19 Vaccine	
Vaccines Administered	24,546
Vaccines Administered per 100K	147,467
One Dose:	9,492 (57% residents)
Fully Vaccinated:	8,680 (52% residents)



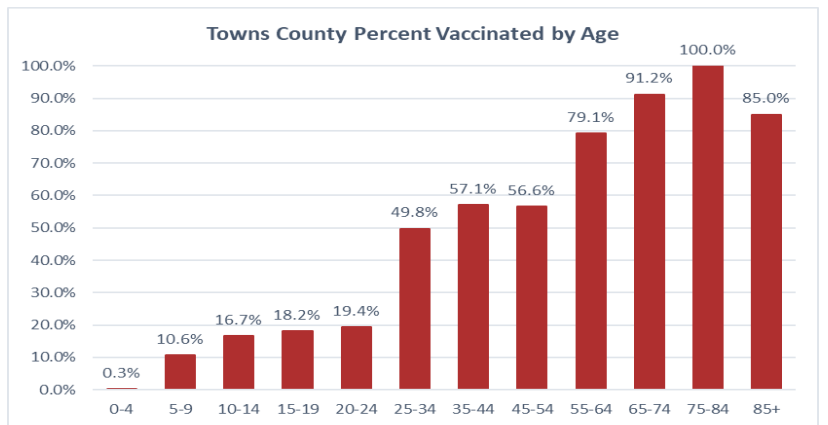
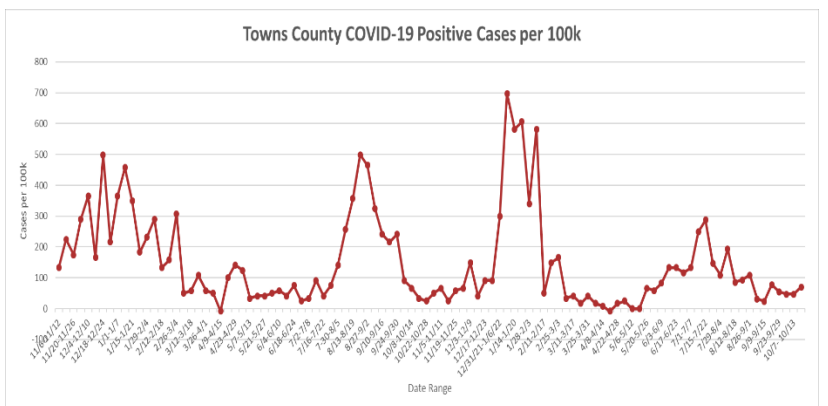
## Stephens County

COVID-19 Cases	
Community level Transmissibility	Low
Total Positive Cases	6,449
14 Day Case Rate (per 100K)	103
Percent Positive over last 2 weeks	10.4%
Total Hospitalizations	441
Total Deaths	143
COVID-19 Vaccine	
Vaccines Administered	32,031
Vaccines Administered per 100K	124,392
One Dose:	13,034 (51% residents)
Fully Vaccinated:	11,926 (46% residents)



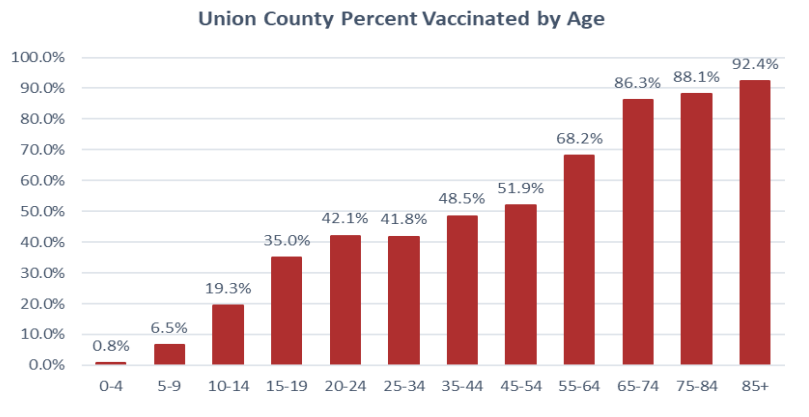
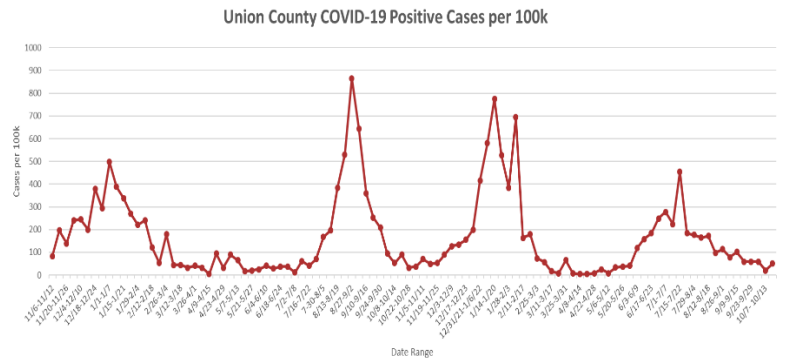
## Towns County

COVID-19 Cases	
Community level Transmissibility	Low
Total Positive Cases	2,348
14 Day Case Rate (per 100K)	116
Percent Positive over last 2 weeks	19.1%
Total Hospitalizations	231
Total Deaths	89
COVID-19 Vaccine	
Vaccines Administered	18,735
Vaccines Administered per 100K	161,272
One Dose:	7,124 (61% residents)
Fully Vaccinated:	6,591 (57% residents)



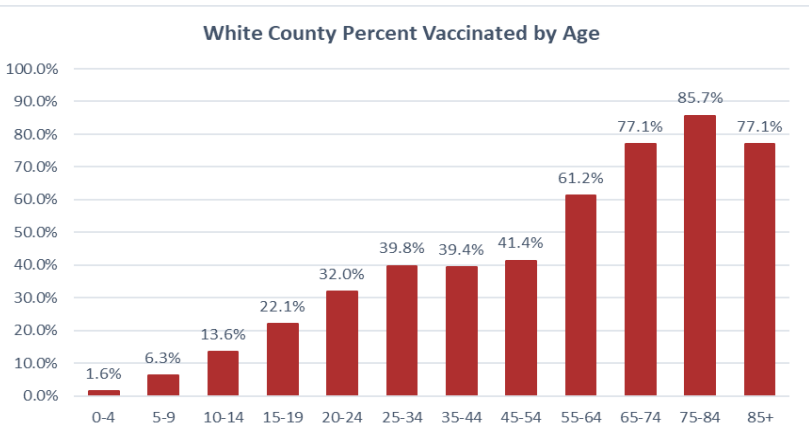
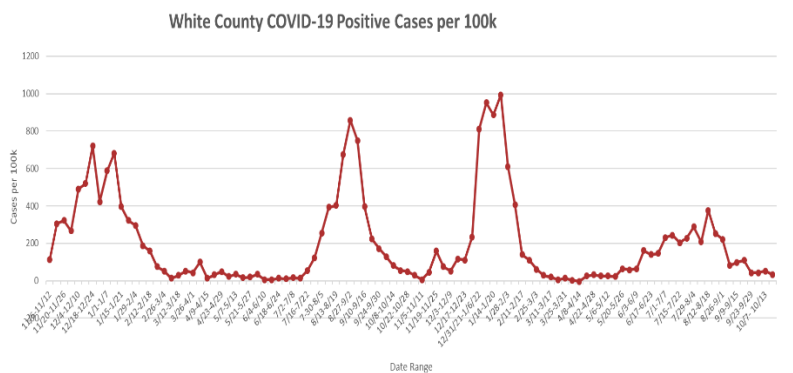
## Union County

COVID-19 Cases	
Community level Transmissibility	Low
Total Positive Cases	5,100
14 Day Case Rate (per 100K)	87
Percent Positive over last 2 weeks	5.9%
Total Hospitalizations	489
Total Deaths	153
COVID-19 Vaccine	
Vaccines Administered	35,289
Vaccines Administered per 100K	151,532
One Dose:	13,514 (58% residents)
Fully Vaccinated:	12,484 (54% residents)



## White County

COVID-19 Cases	
Community level Transmissibility	Low
Total Positive Cases	7,282
14 Day Case Rate (per 100K)	82
Percent Positive over last 2 weeks	8.3%
Total Hospitalizations	523
Total Deaths	151
COVID-19 Vaccine	
Vaccines Administered	33,708
Vaccines Administered per 100K	114,307
One Dose:	13,321 (45% residents)
Fully Vaccinated:	12,303 (42% residents)



EPI SUMMARY: Data source Georgia DPH and SendSS. Cases include all confirmed and probable cases. Population data source Oasis, 2019. Time frame as of 11/06/2020 to 10/20/2022. Vaccines introduced 12/19/2020 – decline noted in cases after vaccine implementation. Vaccine data includes number of vaccines administered in each county in District 2 and vaccines administered per 100,000 (of the total county population). Vaccine data also shows number of one dose received and percentage of residents as well as 2 doses received, and percentage of residents vaccinated.

\*Graph above shows weekly changes in COVID cases. The case rate reported in the graph is approximately half of the 14-day case rate.

\*Vaccine graph shows percentage of individuals vaccinated by age group.

COVID-19 Community Levels – Use the Highest Level that Applies to Your Community				
New COVID-19 Cases Per 100,000 people in the past 7 days	Indicators	Low	Medium	High
Fewer than 200	New COVID-19 admissions per 100,000 population (7-day total)	<10.0	10.0-19.9	≥20.0
	Percent of staffed inpatient beds occupied by COVID-19 patients (7-day average)	<10.0%	10.0-14.9%	≥15.0%
200 or more	New COVID-19 admissions per 100,000 population (7-day total)	NA	<10.0	≥10.0
	Percent of staffed inpatient beds occupied by COVID-19 patients (7-day average)	NA	<10.0%	≥10.0%

For more information regarding Community Levels, please visit <https://www.cdc.gov/coronavirus/2019-ncov/science/community-levels.html>

## Georgia Flu Surveillance Update: Week 41 (Ending October 15, 2022)

As of Week 40, Georgia flu activity is High=10 (on the scale of 1-13). Activity levels are based on the percent of outpatient visits in Georgia due to Influenza-like illness during this timeframe.

For the corresponding week, the percentage of outpatient visits for Influenza-like illness was 5.9%, the number of influenza-associated death was 1; the number of Metro Area Influenza Hospitalizations was 77; and reported Influenza Outbreak was 5.

### Getting the flu shot is the best thing you can do to protect yourself and others.

District 2 health departments have flu vaccines available. Please contact your local health department for information on how to get your Flu vaccine at [http://phdistrict2.org/?page\\_id=597](http://phdistrict2.org/?page_id=597).

To learn more about how to protect yourself against flu, visit DPH website at <https://dph.georgia.gov/epidemiology/influenza/seasonal-flu-influenza> and CDC website at <https://www.cdc.gov/flu/>