



# District 2 Public Health

Zachary Taylor, M.D., M.S., Health Director

1280 Athens Street • Gainesville, Georgia 30507

PH: 770-535-5743 • FAX: 770-535-5958 • [www.phdistrict2.org](http://www.phdistrict2.org)

Banks, Dawson, Forsyth, Franklin, Habersham, Hall, Hart, Lumpkin, Rabun, Stephens, Towns, Union and White Counties

Date: October 17, 2022

District 2 Epidemiology Department

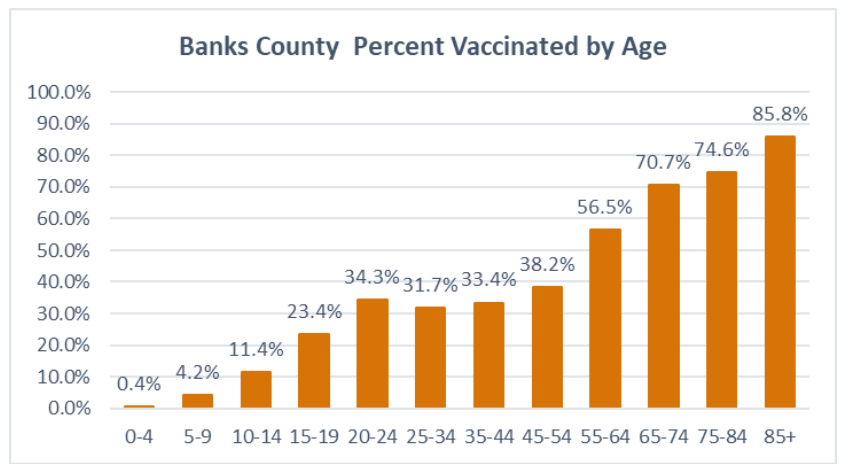
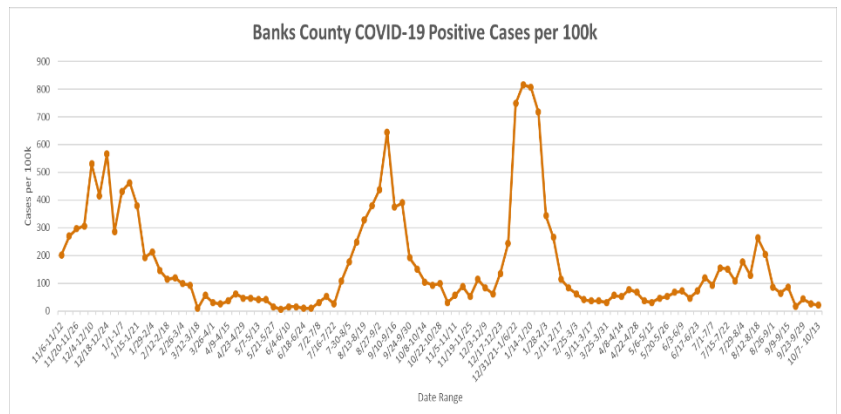
Marie Brown, MPH

Notifiable Disease Coordinator/ Epi lead

[marie.brown@dph.ga.gov](mailto:marie.brown@dph.ga.gov) • PH: 770-519-7661

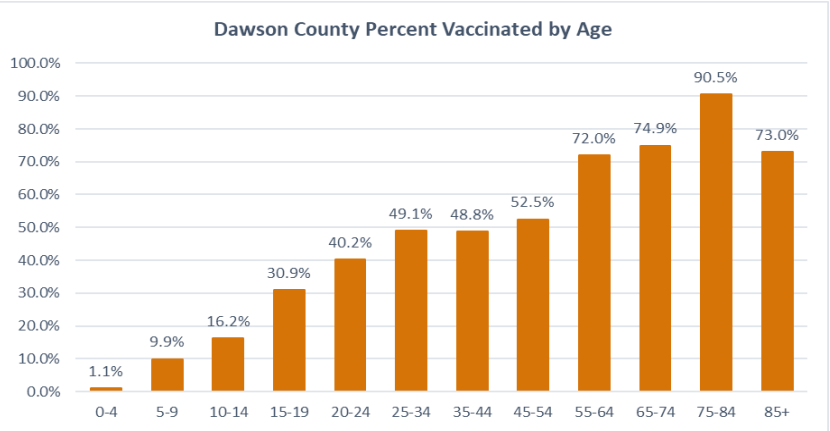
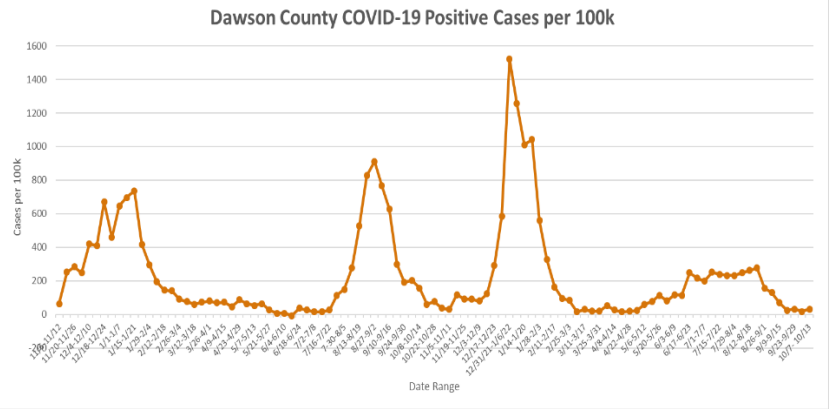
## Banks County

COVID-19 Cases	
Community level Transmissibility	Low
Total Positive Cases	3,818
14 Day Case Rate (per 100K)	35
Percent Positive over last 2 weeks	5.0%
Total Hospitalizations	372
Total Deaths	90
COVID-19 Vaccine	
Vaccines Administered	16,550
Vaccines Administered per 100K	88,464
One Dose:	7,084 (38% residents)
Fully Vaccinated:	6,427 (34% residents)



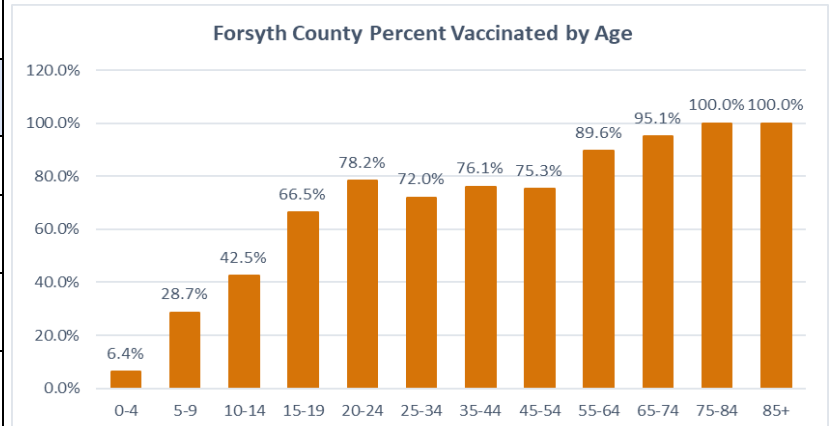
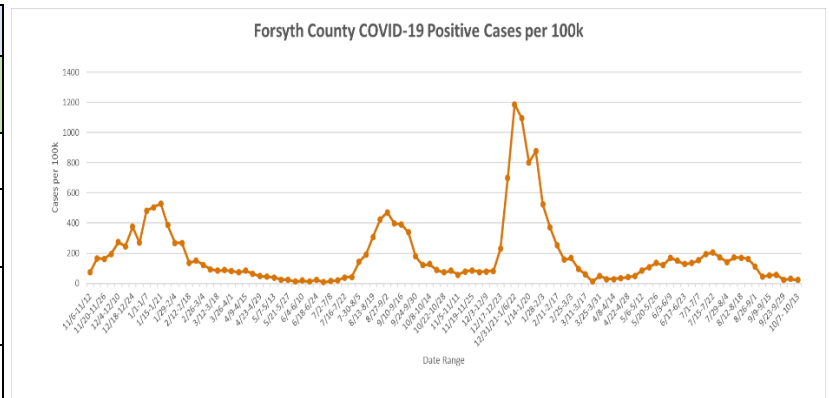
## Dawson County

COVID-19 Cases	
Community level Transmissibility	Low
Total Positive Cases	7,118
14 Day Case Rate (per 100K)	67
Percent Positive over last 2 weeks	8.3%
Total Hospitalizations	436
Total Deaths	101
COVID-19 Vaccine	
Vaccines Administered	30,138
Vaccines Administered per 100K	122,831
One Dose:	12,417 (51% residents)
Fully Vaccinated:	11,413 (47% residents)



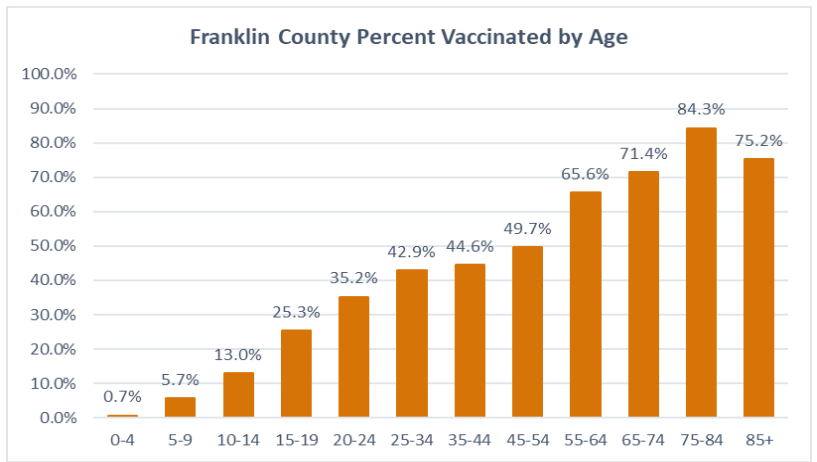
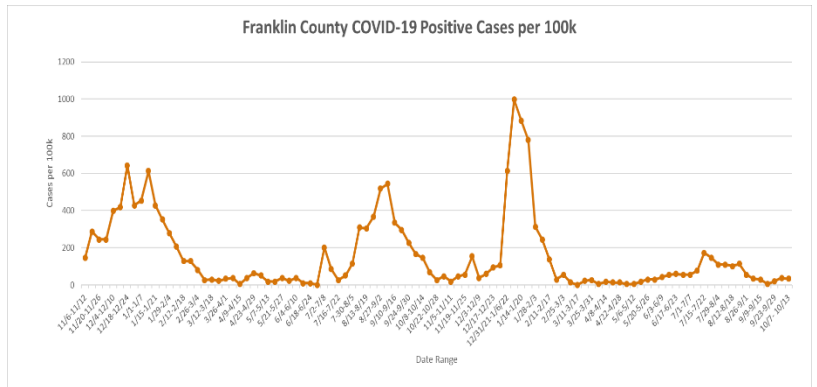
## Forsyth County

COVID-19 Cases	
Community level Transmissibility	Low
Total Positive Cases	51,526
14 Day Case Rate (per 100K)	60
Percent Positive over last 2 weeks	8.2%
Total Hospitalizations	1,693
Total Deaths	416
COVID-19 Vaccine	
Vaccines Administered	390,885
Vaccines Administered per 100K	171,153
One Dose:	156,095 (68% residents)
Fully Vaccinated:	144,535 (63% residents)



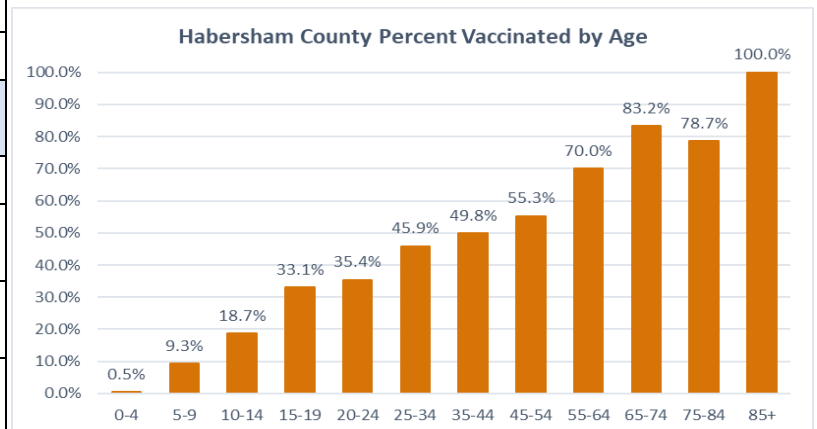
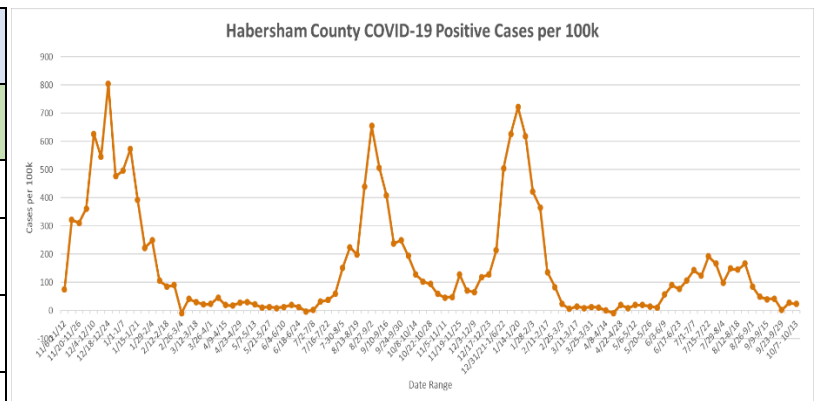
## Franklin County

COVID-19 Cases	
Community level Transmissibility	Low
Total Positive Cases	4,720
14 Day Case Rate (per 100K)	69
Percent Positive over last 2 weeks	15.8%
Total Hospitalizations	302
Total Deaths	84
COVID-19 Vaccine	
Vaccines Administered	23,962
Vaccines Administered per 100K	105,253
One Dose:	10,251 (45% residents)
Fully Vaccinated:	9,301 (41% residents)



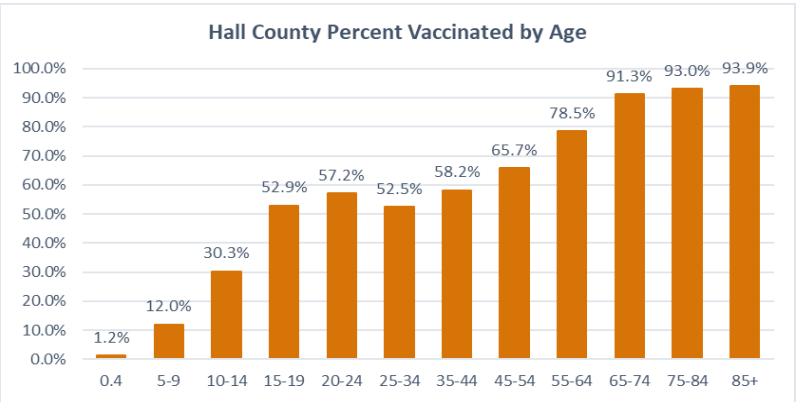
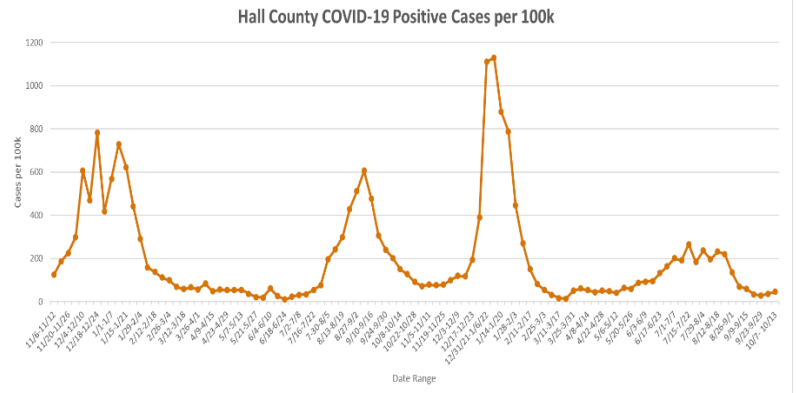
## Habersham County

COVID-19 Cases	
Community level Transmissibility	Low
Total Positive Cases	9,272
14 Day Case Rate (per 100K)	59
Percent Positive over last 2 weeks	7.9%
Total Hospitalizations	771
Total Deaths	254
COVID-19 Vaccine	
Vaccines Administered	52,180
Vaccines Administered per 100K	116,927
One Dose:	22,099 (50% residents)
Fully Vaccinated:	20,204 (45% residents)



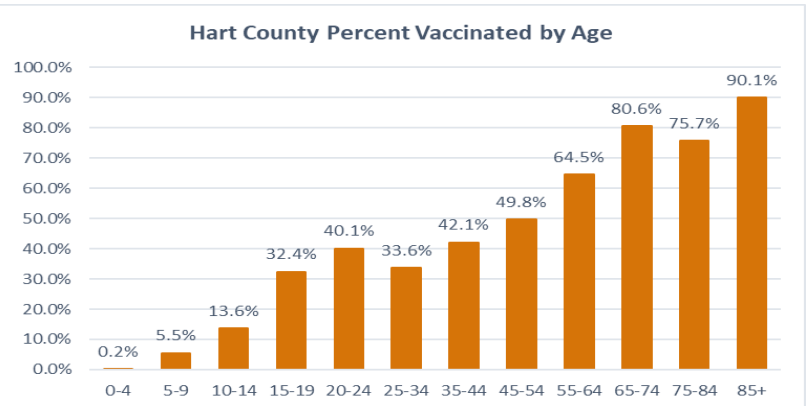
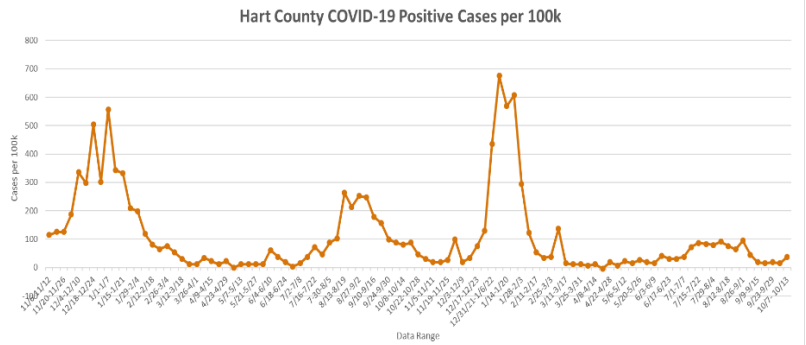
## Hall County

COVID-19 Cases	
Community level Transmissibility	Low
Total Positive Cases	53,130
14 Day Case Rate (per 100K)	69
Percent Positive over last 2 weeks	8.3%
Total Hospitalizations	3,808
Total Deaths	833
COVID-19 Vaccine	
Vaccines Administered	266,556
Vaccines Administered per 100K	134,172
One Dose:	111,760 (56% residents)
Fully Vaccinated:	101,934 (51% residents)



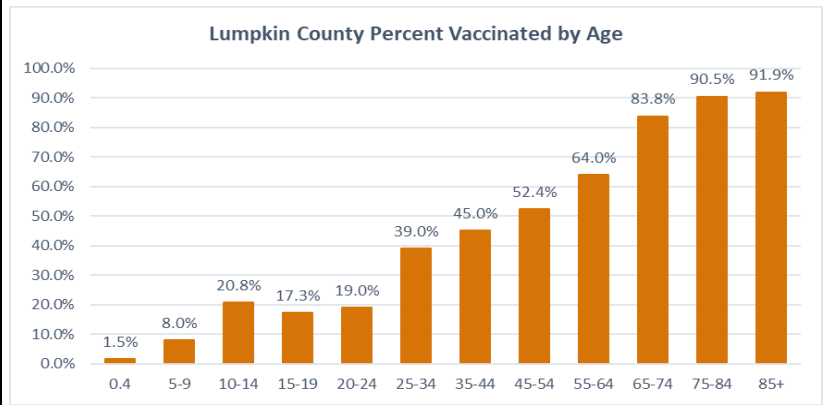
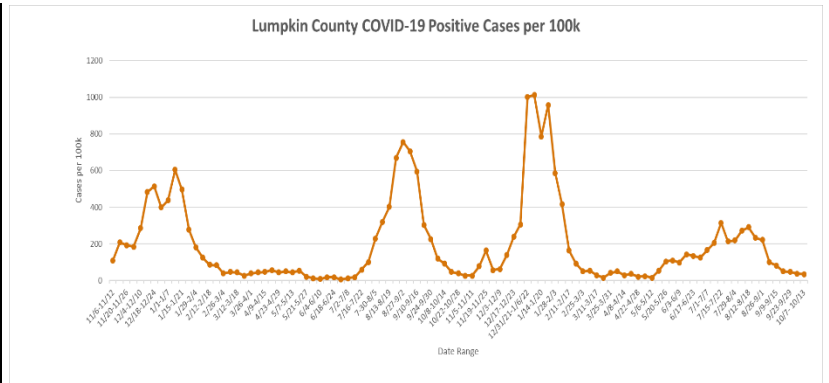
## Hart County

COVID-19 Cases	
Community level Transmissibility	Low
Total Positive Cases	3,486
14 Day Case Rate (per 100K)	50
Percent Positive over last 2 weeks	10.0%
Total Hospitalizations	234
Total Deaths	66
COVID-19 Vaccine	
Vaccines Administered	29,179
Vaccines Administered per 100K	113,215
One Dose:	12,043 (47% residents)
Fully Vaccinated:	10,966 (43% residents)



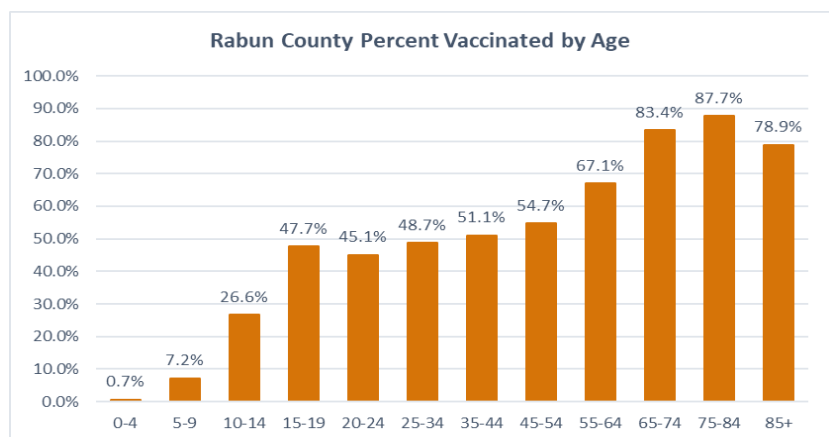
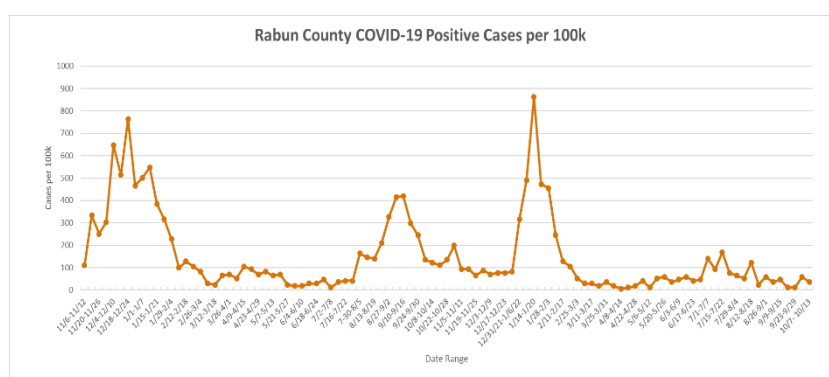
## Lumpkin County

COVID-19 Cases	
Community level Transmissibility	Low
Total Positive Cases	7,730
14 Day Case Rate (per 100K)	80
Percent Positive over last 2 weeks	7.7%
Total Hospitalizations	542
Total Deaths	115
COVID-19 Vaccine	
Vaccines Administered	35,289
Vaccines Administered per 100K	108,909
One Dose:	14,124 (44% residents)
Fully Vaccinated:	12,919 (40% residents)



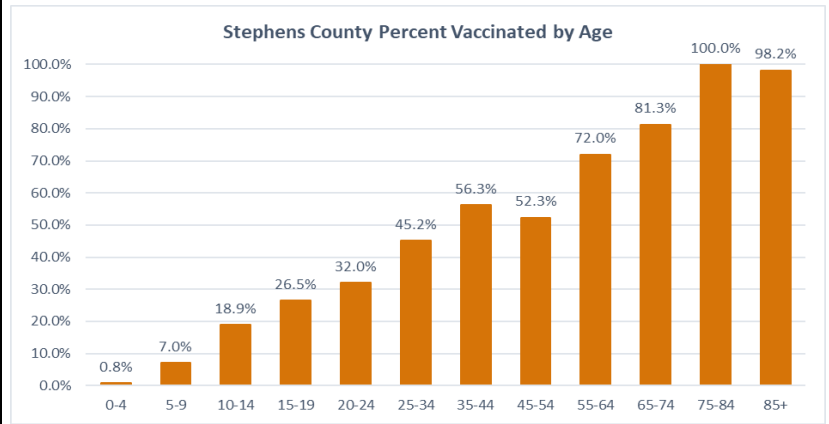
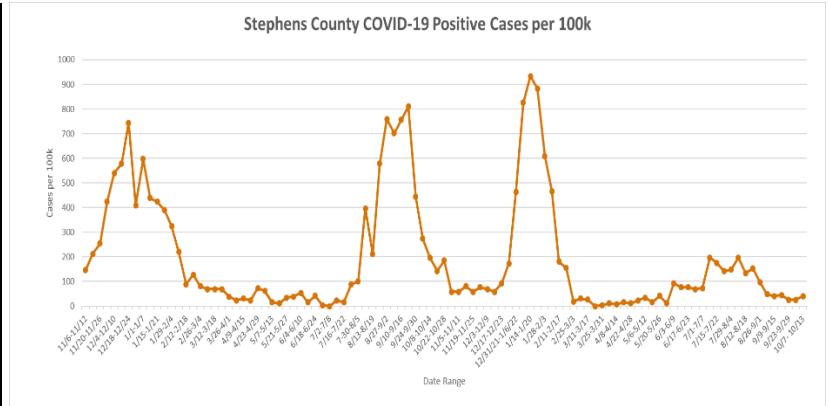
## Rabun County

COVID-19 Cases	
Community level Transmissibility	Medium
Total Positive Cases	3,052
14 Day Case Rate (per 100K)	94
Percent Positive over last 2 weeks	17.8%
Total Hospitalizations	287
Total Deaths	84
COVID-19 Vaccine	
Vaccines Administered	24,359
Vaccines Administered per 100K	146,344
One Dose:	9,490 (57% residents)
Fully Vaccinated:	8,680 (52% residents)



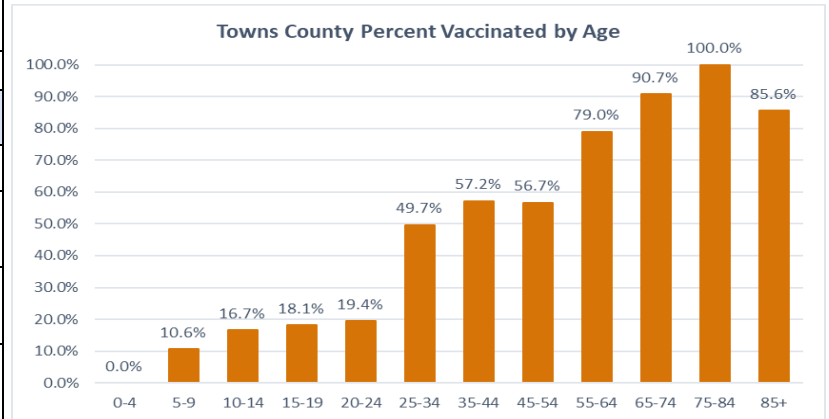
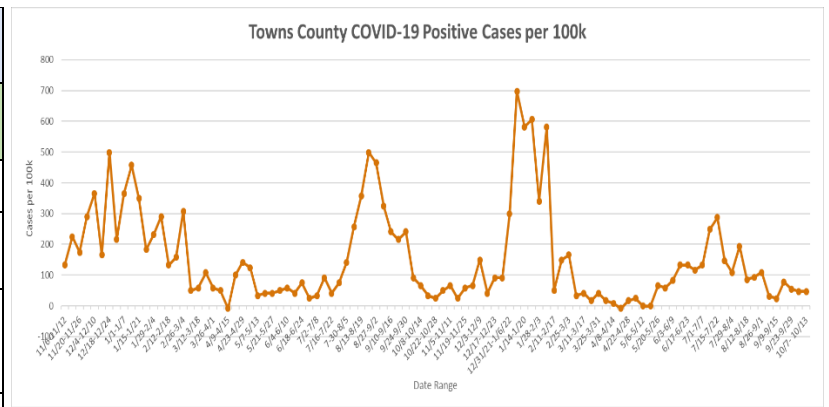
## Stephens County

COVID-19 Cases	
Community level Transmissibility	Low
Total Positive Cases	6,434
14 Day Case Rate (per 100K)	65
Percent Positive over last 2 weeks	14.1%
Total Hospitalizations	433
Total Deaths	143
COVID-19 Vaccine	
Vaccines Administered	31,862
Vaccines Administered per 100K	123,735
One Dose:	13,026 (51% residents)
Fully Vaccinated:	11,917 (46% residents)



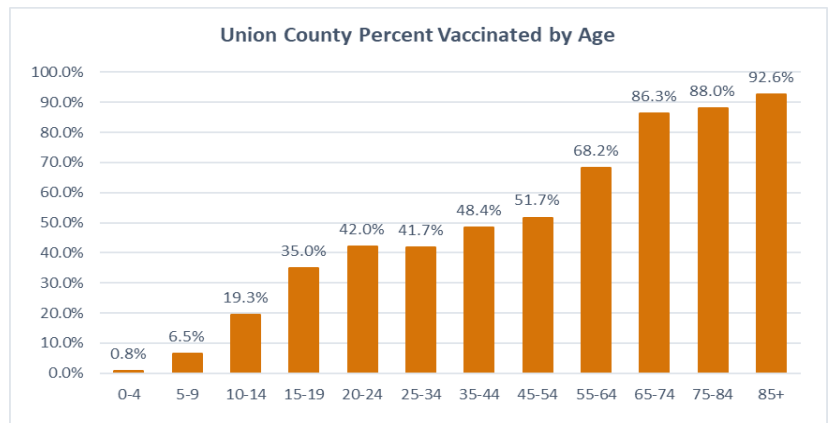
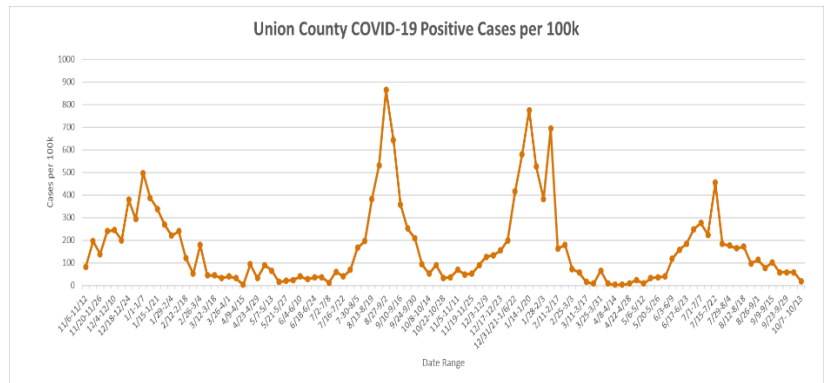
## Towns County

COVID-19 Cases	
Community level Transmissibility	Low
Total Positive Cases	2,339
14 Day Case Rate (per 100K)	91
Percent Positive over last 2 weeks	18.9%
Total Hospitalizations	229
Total Deaths	89
COVID-19 Vaccine	
Vaccines Administered	18,537
Vaccines Administered per 100K	159,567
One Dose:	7,114 (61% residents)
Fully Vaccinated:	6,581 (57% residents)



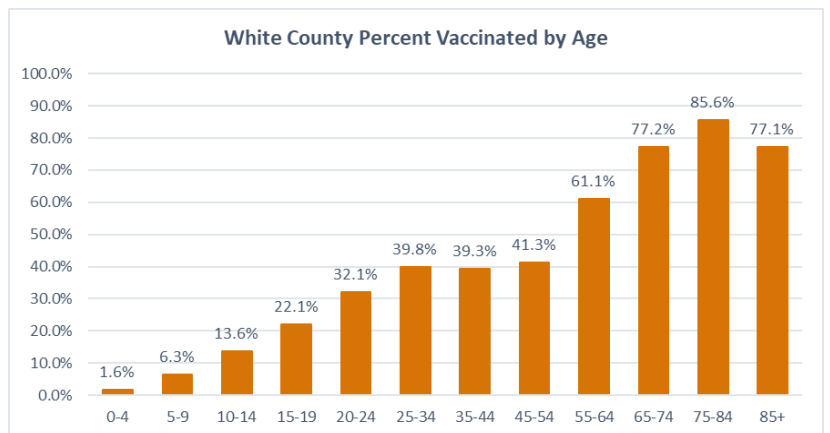
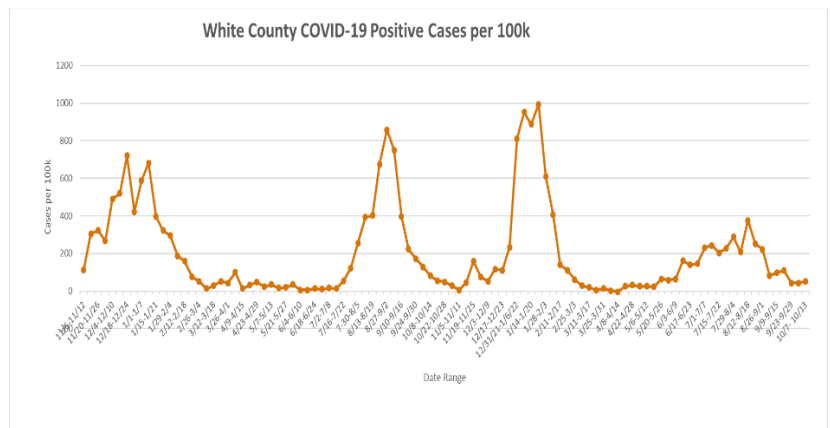
## Union County

COVID-19 Cases	
Community level Transmissibility	Low
Total Positive Cases	5,087
14 Day Case Rate (per 100K)	83
Percent Positive over last 2 weeks	19.5%
Total Hospitalizations	483
Total Deaths	153
COVID-19 Vaccine	
Vaccines Administered	35,017
Vaccines Administered per 100K	150,364
One Dose:	13,503 (58% residents)
Fully Vaccinated:	12,470 (54% residents)



## White County

COVID-19 Cases	
Community level Transmissibility	Low
Total Positive Cases	7,271
14 Day Case Rate (per 100K)	85
Percent Positive over last 2 weeks	8.8%
Total Hospitalizations	516
Total Deaths	150
COVID-19 Vaccine	
Vaccines Administered	33,463
Vaccines Administered per 100K	113,476
One Dose:	13,308 (45% residents)
Fully Vaccinated:	12,287 (42% residents)





EPI SUMMARY: Data source Georgia DPH and SendSS. Cases include all confirmed and probable cases. Population data source Oasis, 2019. Time frame as of 11/06/2020 to 10/13/2022. Vaccines introduced 12/19/2020 – decline noted in cases after vaccine implementation. Vaccine data includes number of vaccines administered in each county in District 2 and vaccines administered per 100,000 (of the total county population). Vaccine data also shows number of one dose received and percentage of residents as well as 2 doses received, and percentage of residents vaccinated.

\*Graph above shows weekly changes in COVID cases. The case rate reported in the graph is approximately half of the 14-day case rate.

\*Vaccine graph shows percentage of individuals vaccinated by age group.

COVID-19 Community Levels – Use the Highest Level that Applies to Your Community				
New COVID-19 Cases Per 100,000 people in the past 7 days	Indicators	Low	Medium	High
Fewer than 200	New COVID-19 admissions per 100,000 population (7-day total)	<10.0	10.0-19.9	≥20.0
	Percent of staffed inpatient beds occupied by COVID-19 patients (7-day average)	<10.0%	10.0-14.9%	≥15.0%
200 or more	New COVID-19 admissions per 100,000 population (7-day total)	NA	<10.0	≥10.0
	Percent of staffed inpatient beds occupied by COVID-19 patients (7-day average)	NA	<10.0%	≥10.0%

For more information regarding Community Levels, please visit <https://www.cdc.gov/coronavirus/2019-ncov/science/community-levels.html>

## Georgia Flu Surveillance Update: Week 40 (Ending October 08, 2022)

As of Week 40, Georgia flu activity is High=10 (on the scale of 1-13). Activity levels are based on the percent of outpatient visits in Georgia due to Influenza-like illness during this timeframe.

For the corresponding week, the percentage of outpatient visits for Influenza-like illness was 5.6%, the number of influenza-associated death was 0; the number of Metro Area Influenza Hospitalizations was 35; and reported Influenza Outbreak was 8.

### Getting the flu shot is the best thing you can do to protect yourself and others.

District 2 health departments have flu vaccines available. Please contact your local health department for information on how to get your Flu vaccine at [http://phdistrict2.org/?page\\_id=597](http://phdistrict2.org/?page_id=597).

To learn more about how to protect yourself against flu, visit DPH website at <https://dph.georgia.gov/epidemiology/influenza/seasonal-flu-influenza> and CDC website at <https://www.cdc.gov/flu/>