



District 2 Public Health

Zachary Taylor, M.D., M.S., Health Director

1280 Athens Street • Gainesville, Georgia 30507

PH: 770-535-5743 • FAX: 770-535-5958 • www.phdistrict2.org

Banks, Dawson, Forsyth, Franklin, Habersham, Hall, Hart, Lumpkin, Rabun, Stephens, Towns, Union and White Counties

Date: September 6, 2022

District 2 Epidemiology Department

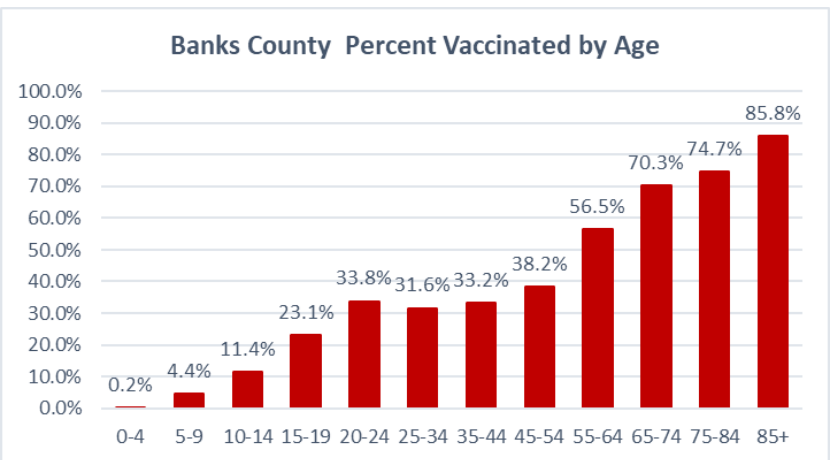
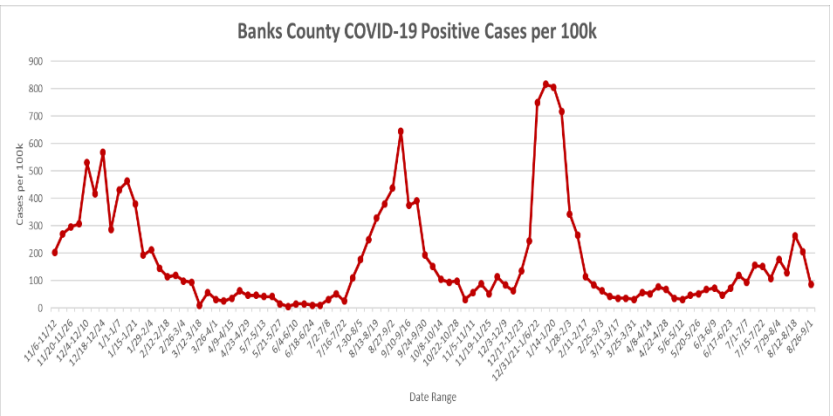
Marie Brown, MPH

Notifiable Disease Coordinator/ Epi lead

marie.brown@dph.ga.gov • PH: 770-519-7661

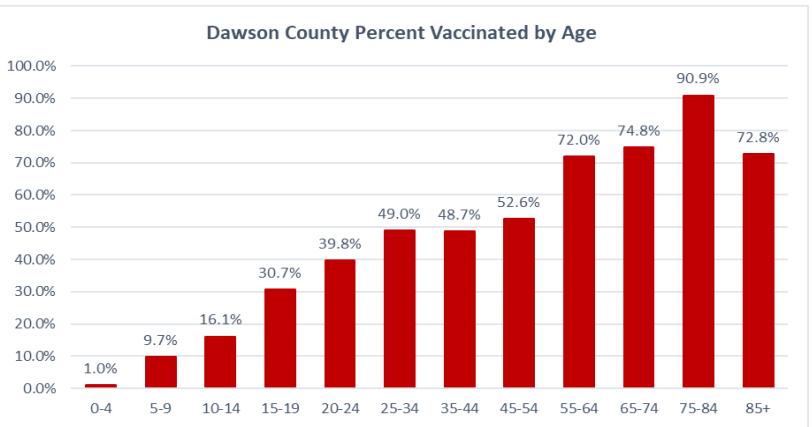
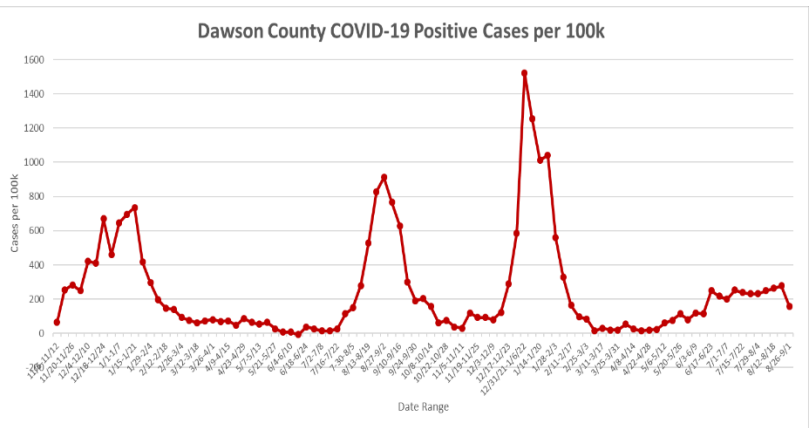
Banks County

COVID-19 Cases	
Community level Transmissibility	Low
Total Positive Cases	3,770
14 Day Case Rate (per 100K)	295
Percent Positive over last 2 weeks	25.2%
Total Hospitalizations	362
Total Deaths	89
COVID-19 Vaccine	
Vaccines Administered	16,231
Vaccines Administered per 100K	86,759
One Dose:	7,060 (38% residents)
Fully Vaccinated:	6,403 (34% residents)



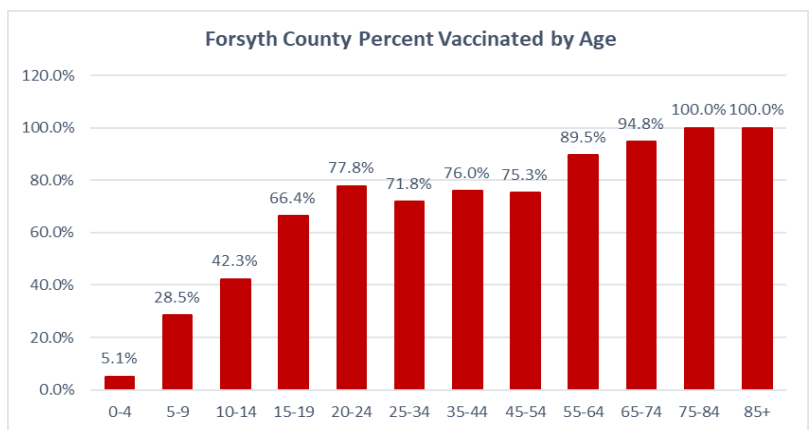
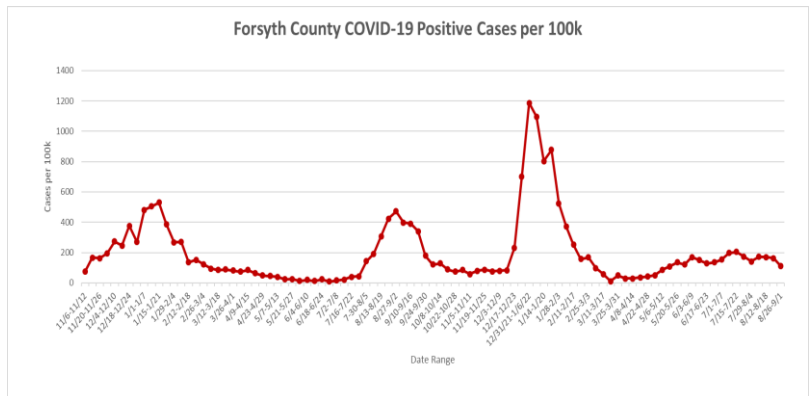
Dawson County

COVID-19 Cases	
Community level Transmissibility	Medium
Total Positive Cases	7,023
14 Day Case Rate (per 100K)	481
Percent Positive over last 2 weeks	26.3%
Total Hospitalizations	419
Total Deaths	99
COVID-19 Vaccine	
Vaccines Administered	29,477
Vaccines Administered per 100K	120,137
One Dose:	12,399 (51% residents)
Fully Vaccinated:	11,379 (46% residents)



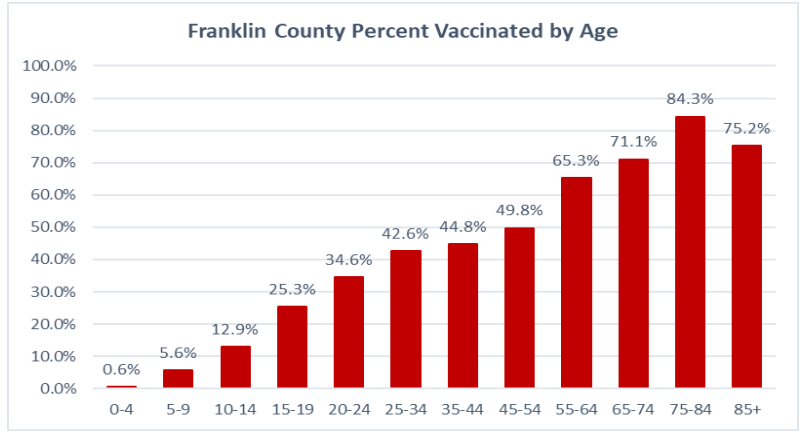
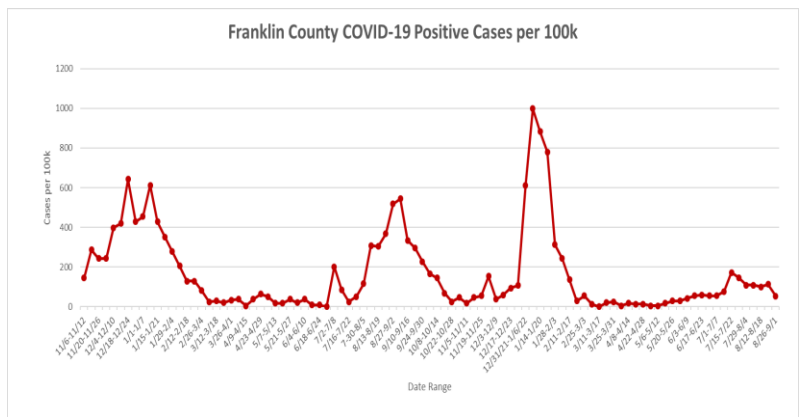
Forsyth County

COVID-19 Cases	
Community level Transmissibility	Medium
Total Positive Cases	50,856
14 Day Case Rate (per 100K)	314
Percent Positive over last 2 weeks	23.2%
Total Hospitalizations	1,665
Total Deaths	403
COVID-19 Vaccine	
Vaccines Administered	381,394
Vaccines Administered per 100K	166,997
One Dose:	155,533 (68% residents)
Fully Vaccinated:	143,626 (63% residents)



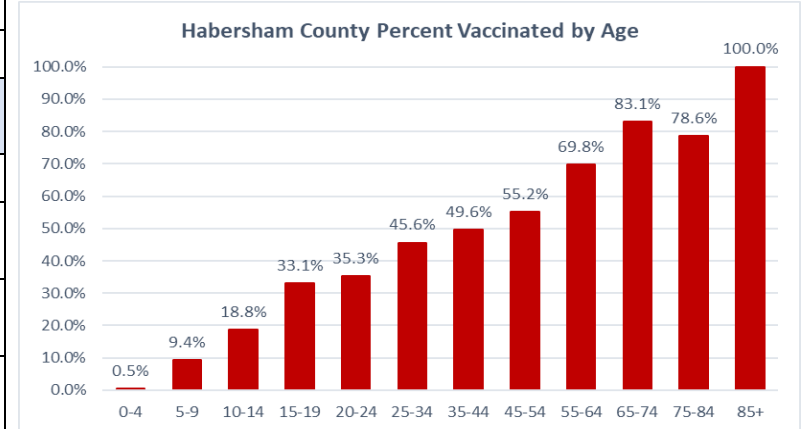
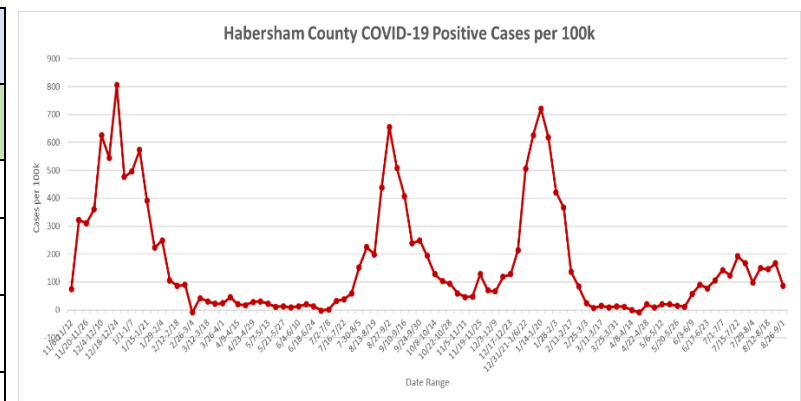
Franklin County

COVID-19 Cases	
Community level Transmissibility	Medium
Total Positive Cases	4,681
14 Day Case Rate (per 100K)	167
Percent Positive over last 2 weeks	23.8%
Total Hospitalizations	290
Total Deaths	82
COVID-19 Vaccine	
Vaccines Administered	23,509
Vaccines Administered per 100K	103,263
One Dose:	10,221 (45% residents)
Fully Vaccinated:	9,272 (41% residents)



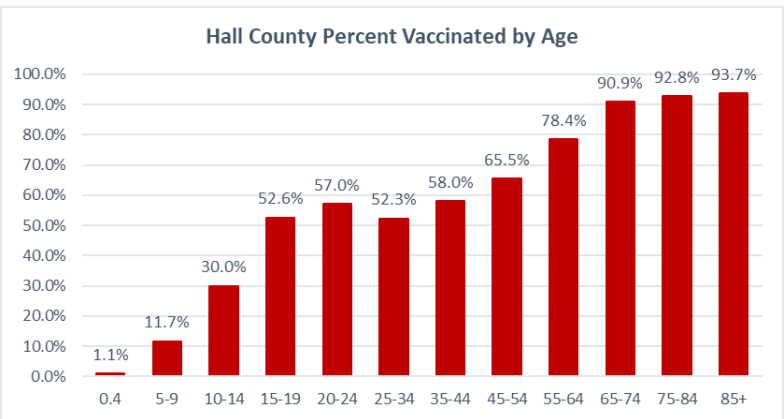
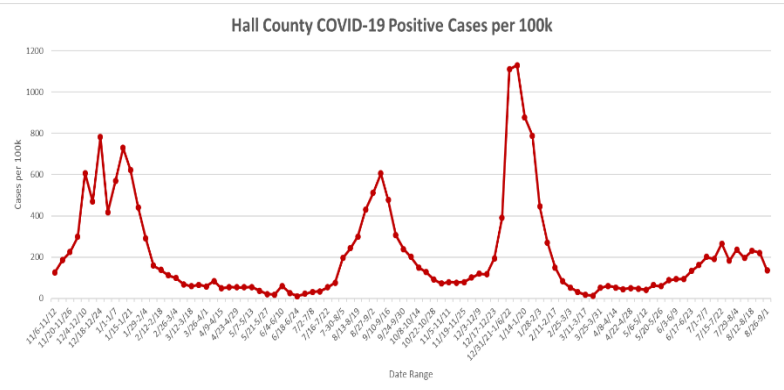
Habersham County

COVID-19 Cases	
Community level Transmissibility	Low
Total Positive Cases	9,179
14 Day Case Rate (per 100K)	293
Percent Positive over last 2 weeks	26.7%
Total Hospitalizations	754
Total Deaths	249
COVID-19 Vaccine	
Vaccines Administered	51,044
Vaccines Administered per 100K	114,381
One Dose:	22,048 (49% residents)
Fully Vaccinated:	20,153 (45% residents)



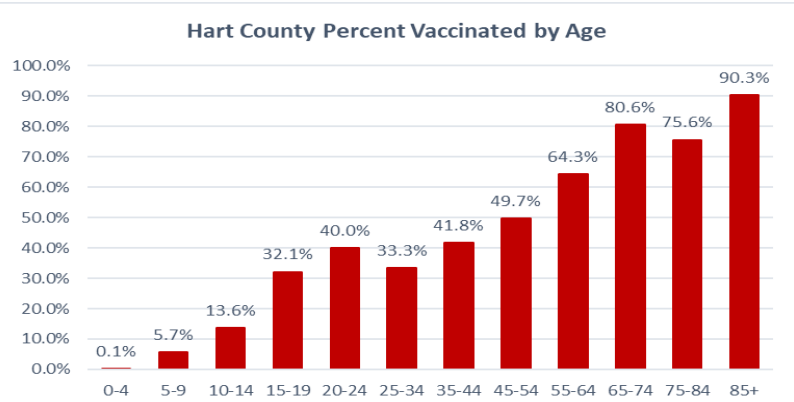
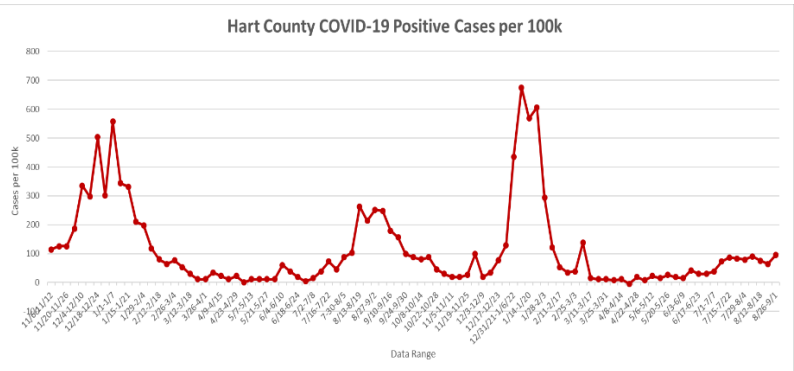
Hall County

COVID-19 Cases	
Community level Transmissibility	Low
Total Positive Cases	52,543
14 Day Case Rate (per 100K)	389
Percent Positive over last 2 weeks	26.7%
Total Hospitalizations	3,735
Total Deaths	824
COVID-19 Vaccine	
Vaccines Administered	260,056
Vaccines Administered per 100K	130,900
One Dose:	111,312 (56% residents)
Fully Vaccinated:	101,412 (51% residents)



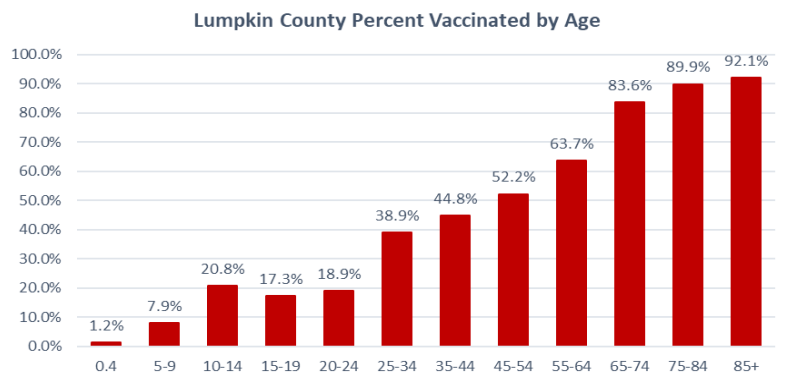
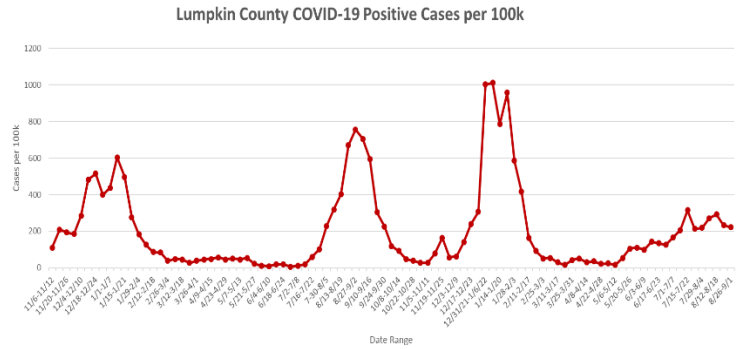
Hart County

COVID-19 Cases	
Community level Transmissibility	Medium
Total Positive Cases	3,444
14 Day Case Rate (per 100K)	138
Percent Positive over last 2 weeks	17.9%
Total Hospitalizations	228
Total Deaths	66
COVID-19 Vaccine	
Vaccines Administered	28,510
Vaccines Administered per 100K	110,619
One Dose:	12,008 (47% residents)
Fully Vaccinated:	10,917 (42% residents)



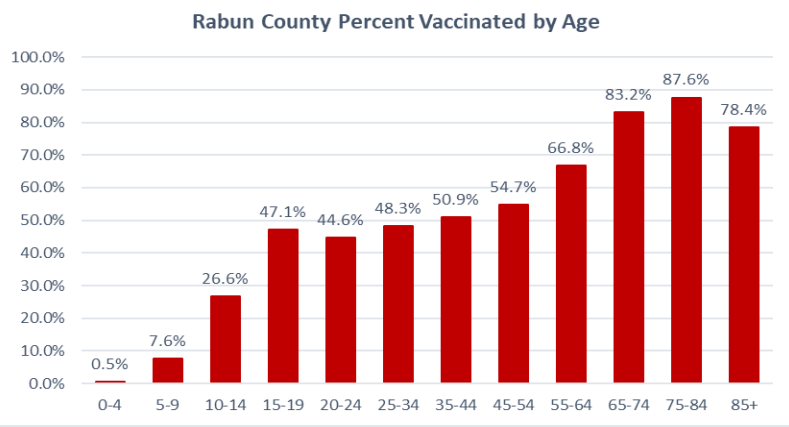
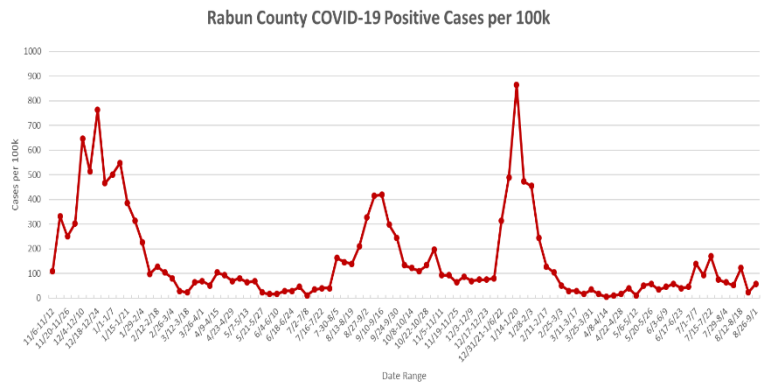
Lumpkin County

COVID-19 Cases	
Community level Transmissibility	Medium
Total Positive Cases	7,596
14 Day Case Rate (per 100K)	476
Percent Positive over last 2 weeks	26.2%
Total Hospitalizations	525
Total Deaths	114
COVID-19 Vaccine	
Vaccines Administered	34,222
Vaccines Administered per 100K	105,616
One Dose:	14,069 (43% residents)
Fully Vaccinated:	12,856 (40% residents)



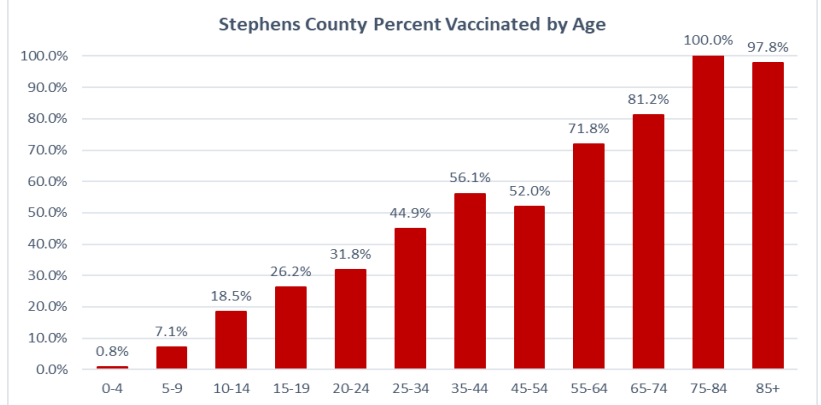
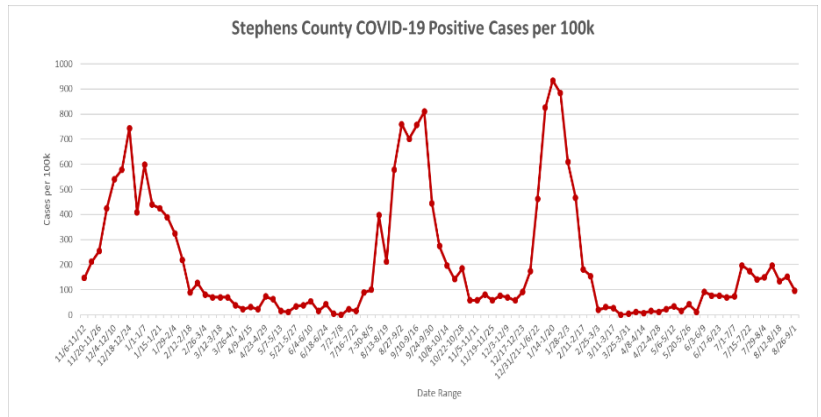
Rabun County

COVID-19 Cases	
Community level Transmissibility	Low
Total Positive Cases	3,017
14 Day Case Rate (per 100K)	171
Percent Positive over last 2 weeks	19.4%
Total Hospitalizations	280
Total Deaths	83
COVID-19 Vaccine	
Vaccines Administered	23,545
Vaccines Administered per 100K	141,453
One Dose:	9,458 (57% residents)
Fully Vaccinated:	8,622 (52% residents)



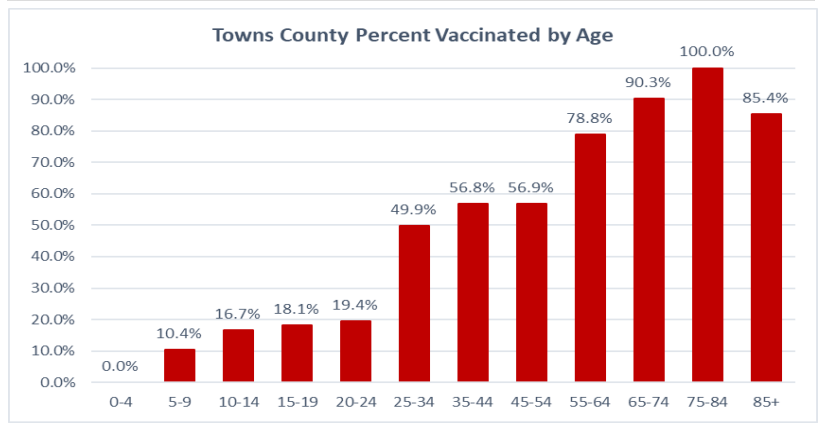
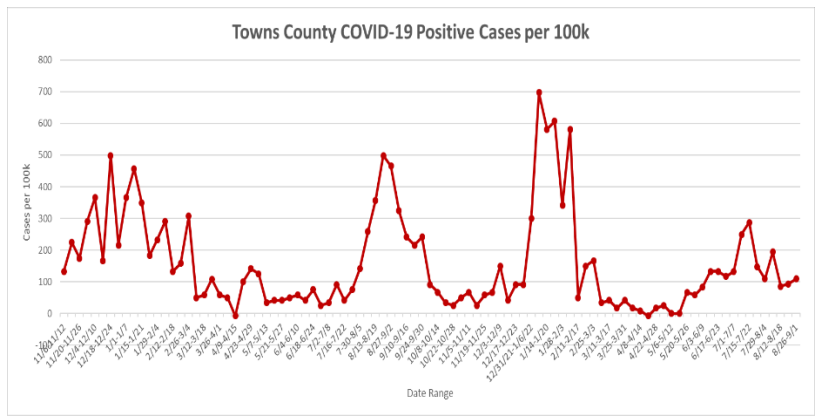
Stephens County

COVID-19 Cases	
Community level Transmissibility	Medium
Total Positive Cases	6,374
14 Day Case Rate (per 100K)	277
Percent Positive over last 2 weeks	26.5%
Total Hospitalizations	416
Total Deaths	140
COVID-19 Vaccine	
Vaccines Administered	31,130
Vaccines Administered per 100K	120,803
One Dose:	12,976 (50% residents)
Fully Vaccinated:	11,859 (46% residents)



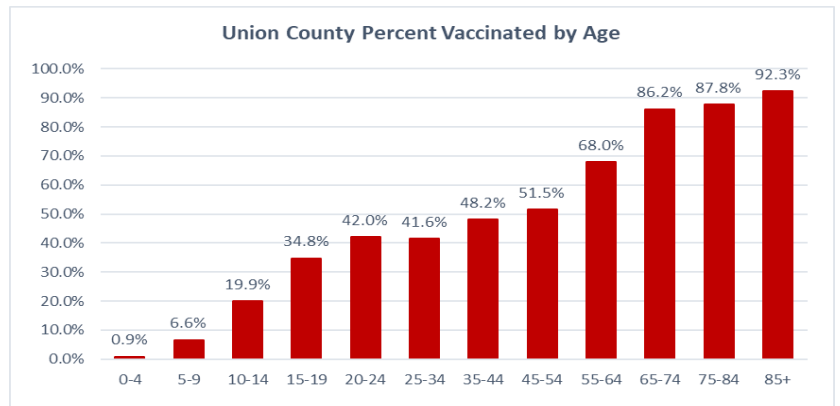
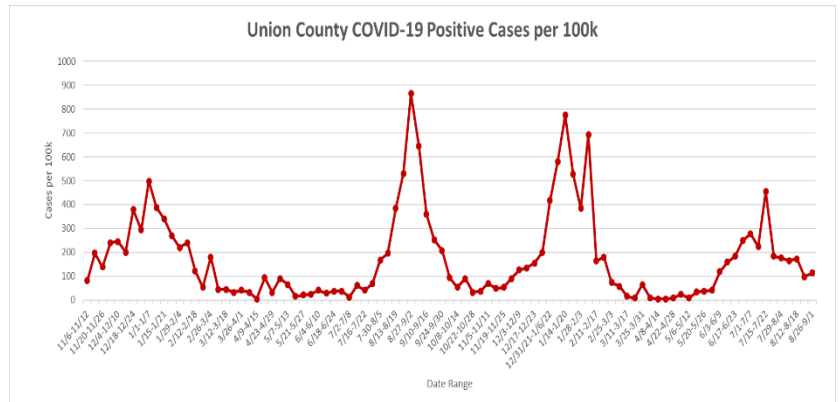
Towns County

COVID-19 Cases	
Community level Transmissibility	Low
Total Positive Cases	2,301
14 Day Case Rate (per 100K)	199
Percent Positive over last 2 weeks	13.2%
Total Hospitalizations	226
Total Deaths	89
COVID-19 Vaccine	
Vaccines Administered	17,869
Vaccines Administered per 100K	153,817
One Dose:	7,096 (61% residents)
Fully Vaccinated:	6,530 (56% residents)



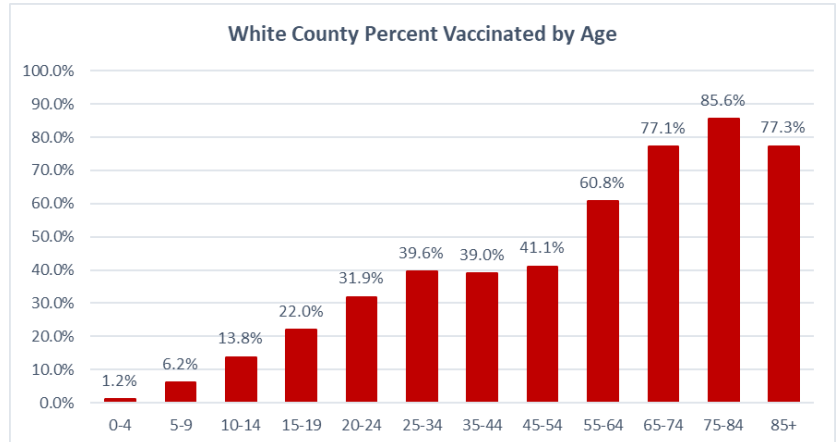
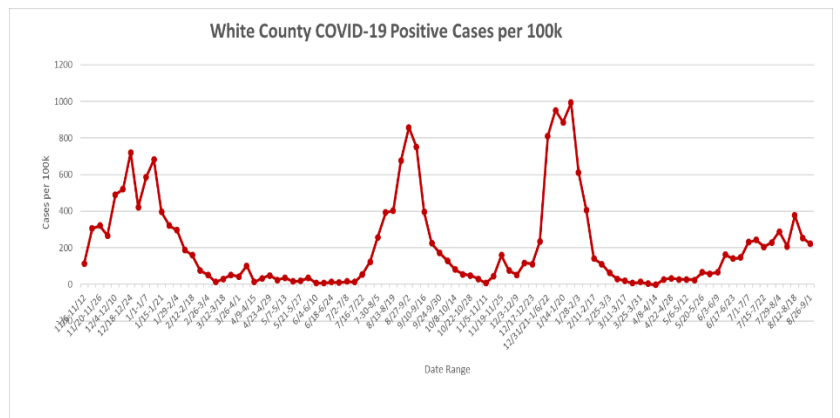
Union County

COVID-19 Cases	
Community level Transmissibility	Low
Total Positive Cases	4,989
14 Day Case Rate (per 100K)	225
Percent Positive over last 2 weeks	18.2%
Total Hospitalizations	460
Total Deaths	149
COVID-19 Vaccine	
Vaccines Administered	33,802
Vaccines Administered per 100K	145,147
One Dose:	13,482 (58% residents)
Fully Vaccinated:	12,420 (53% residents)



White County

COVID-19 Cases	
Community level Transmissibility	Medium
Total Positive Cases	7,148
14 Day Case Rate (per 100K)	460
Percent Positive over last 2 weeks	26.9%
Total Hospitalizations	504
Total Deaths	148
COVID-19 Vaccine	
Vaccines Administered	32,462
Vaccines Administered per 100K	110,081
One Dose:	13,259 (45% residents)
Fully Vaccinated:	12,227 (41% residents)



EPI SUMMARY: Data source Georgia DPH and SendSS. Cases include all confirmed and probable cases. Population data source Oasis, 2019. Time frame as of 11/06/2020 to 9/1/2022. Vaccines introduced 12/19/2020 – decline noted in cases after vaccine implementation. Vaccine data includes number of vaccines administered in each county in District 2 and vaccines administered per 100,000 (of the total county population). Vaccine data also shows number of one dose received and percentage of residents as well as 2 doses received, and percentage of residents vaccinated.

*Graph above shows weekly changes in COVID cases. The case rate reported in the graph is approximately half of the 14-day case rate.

*Vaccine graph shows percentage of individuals vaccinated by age group.

COVID-19 Community Levels – Use the Highest Level that Applies to Your Community				
New COVID-19 Cases Per 100,000 people in the past 7 days	Indicators	Low	Medium	High
Fewer than 200	New COVID-19 admissions per 100,000 population (7-day total)	<10.0	10.0-19.9	≥20.0
	Percent of staffed inpatient beds occupied by COVID-19 patients (7-day average)	<10.0%	10.0-14.9%	≥15.0%
200 or more	New COVID-19 admissions per 100,000 population (7-day total)	NA	<10.0	≥10.0
	Percent of staffed inpatient beds occupied by COVID-19 patients (7-day average)	NA	<10.0%	≥10.0%

For more information regarding Community Levels, please visit <https://www.cdc.gov/coronavirus/2019-ncov/science/community-levels.html>

Georgia Flu Surveillance Update: Week 34 (Ending August 27, 2022)

As of Week 34, Georgia flu activity is Moderate=7 (on the scale of 1-13). Activity levels are based on the percent of outpatient visits in Georgia due to Influenza-like illness during this timeframe.

For the corresponding week, the percentage of outpatient visits for Influenza-like illness was 3.8%, the number of influenza-associated death was 0; the number of Metro Area Influenza Hospitalizations was unknown; and reported Influenza Outbreak was 0.

Getting the flu shot is the best thing you can do to protect yourself and others.

District 2 health departments have flu vaccines available. Please contact your local health department for information on how to get your Flu vaccine at http://phdistrict2.org/?page_id=597.

To learn more about how to protect yourself against flu, visit DPH website at <https://dph.georgia.gov/epidemiology/influenza/seasonal-flu-influenza> and CDC website at <https://www.cdc.gov/flu/>