



District 2 Public Health

Zachary Taylor, M.D., M.S., Health Director

1280 Athens Street • Gainesville, Georgia 30507

PH: 770-535-5743 • FAX: 770-535-5958 • www.phdistrict2.org

Banks, Dawson, Forsyth, Franklin, Habersham, Hall, Hart, Lumpkin, Rabun, Stephens, Towns, Union and White Counties

Date: September 19, 2022

District 2 Epidemiology Department

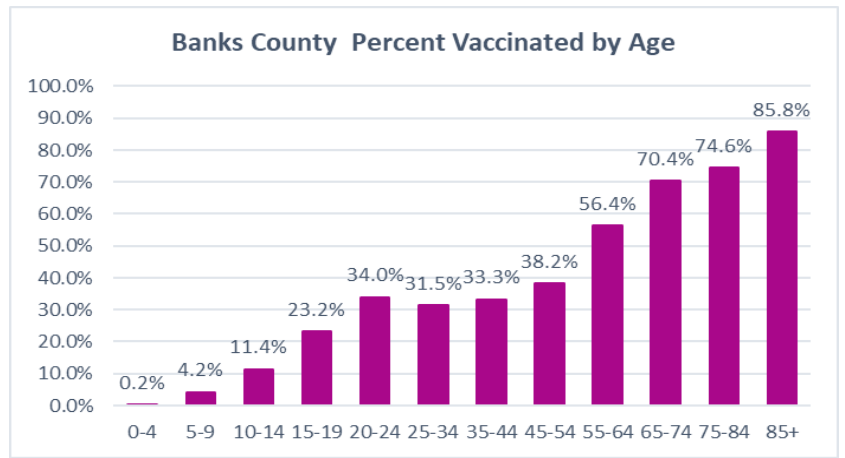
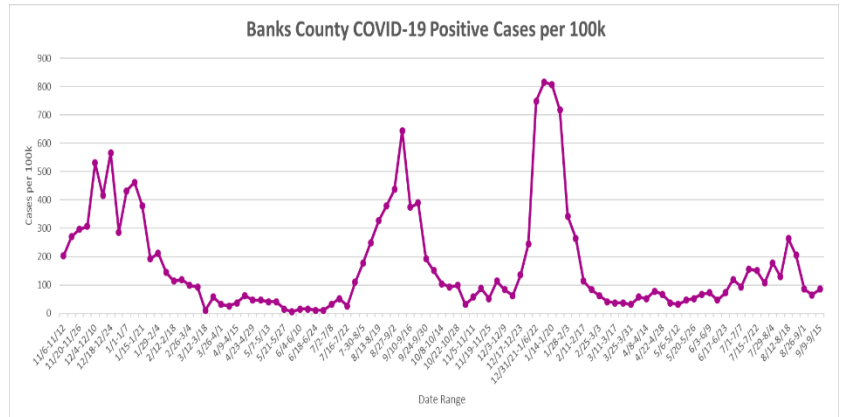
Marie Brown, MPH

Notifiable Disease Coordinator/ Epi lead

marie.brown@dph.ga.gov • PH: 770-519-7661

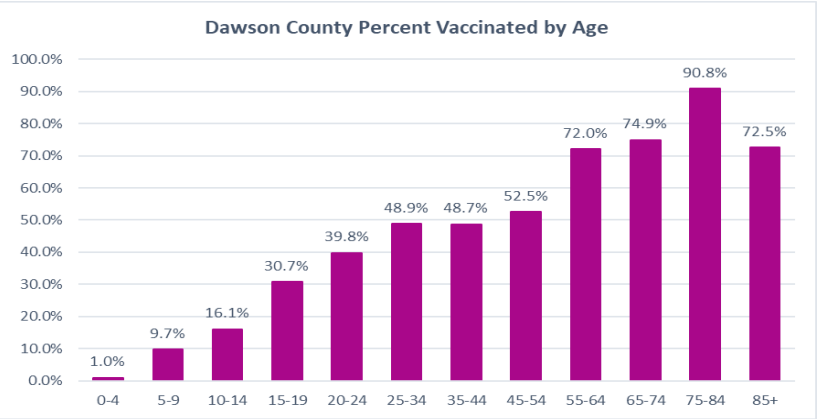
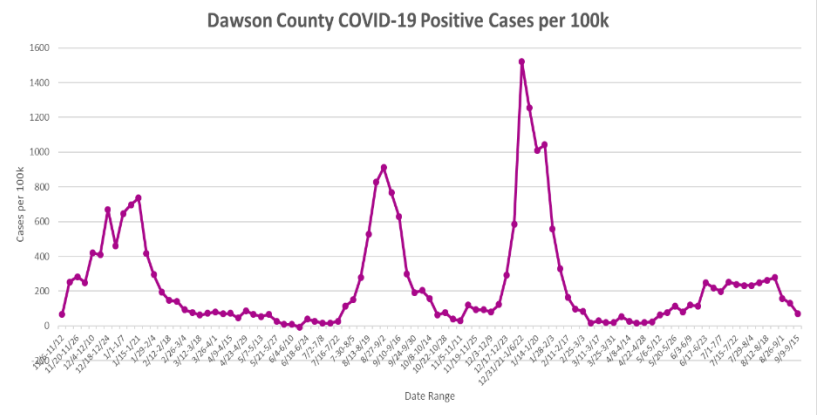
Banks County

COVID-19 Cases	
Community level Transmissibility	Low
Total Positive Cases	3,795
14 Day Case Rate (per 100K)	125
Percent Positive over last 2 weeks	20.2%
Total Hospitalizations	366
Total Deaths	89
COVID-19 Vaccine	
Vaccines Administered	16,266
Vaccines Administered per 100K	86,946
One Dose:	7,061 (38% residents)
Fully Vaccinated:	6,404 (34% residents)



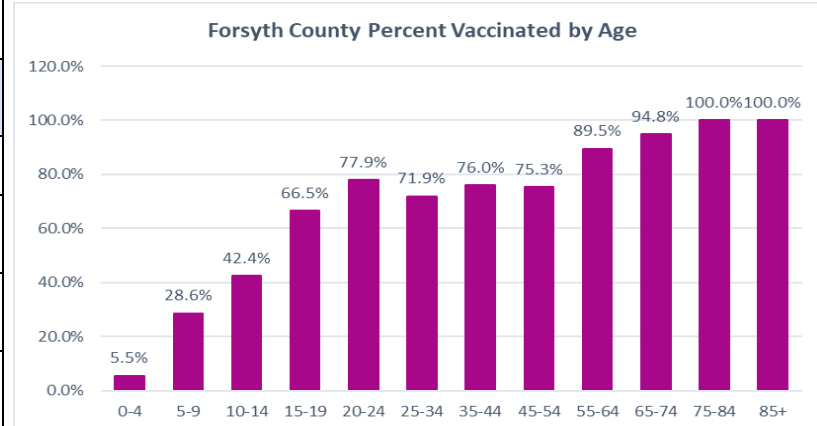
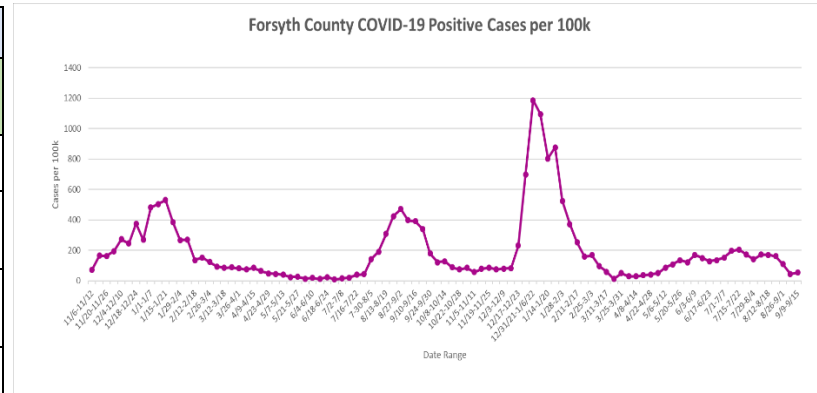
Dawson County

COVID-19 Cases	
Community level Transmissibility	Low
Total Positive Cases	7,085
14 Day Case Rate (per 100K)	233
Percent Positive over last 2 weeks	22.9%
Total Hospitalizations	424
Total Deaths	100
COVID-19 Vaccine	
Vaccines Administered	29,599
Vaccines Administered per 100K	120,634
One Dose:	12,400 (51% residents)
Fully Vaccinated:	11,381 (46% residents)



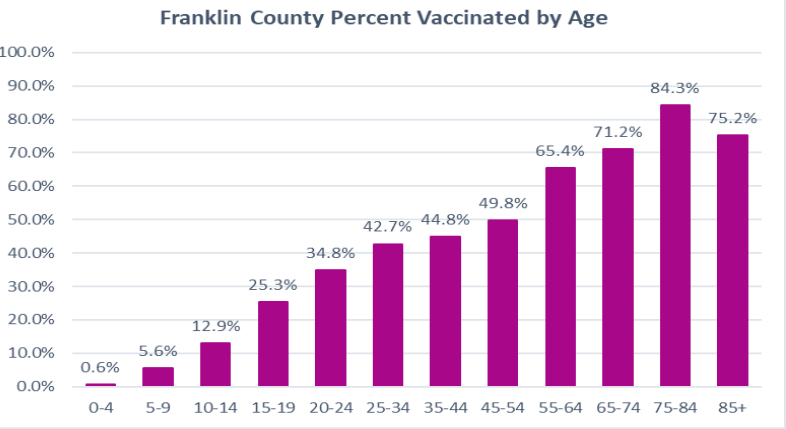
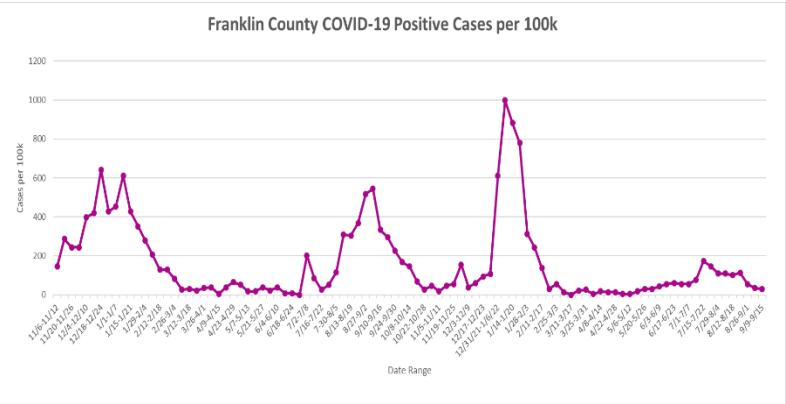
Forsyth County

COVID-19 Cases	
Community level Transmissibility	Low
Total Positive Cases	51,165
14 Day Case Rate (per 100K)	143
Percent Positive over last 2 weeks	13.9%
Total Hospitalizations	1,670
Total Deaths	408
COVID-19 Vaccine	
Vaccines Administered	383,538
Vaccines Administered per 100K	167,936
One Dose:	155,705 (68% residents)
Fully Vaccinated:	143,931 (63% residents)



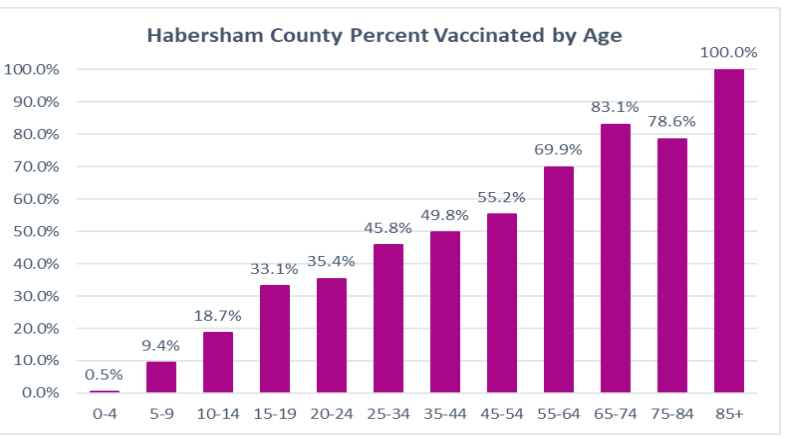
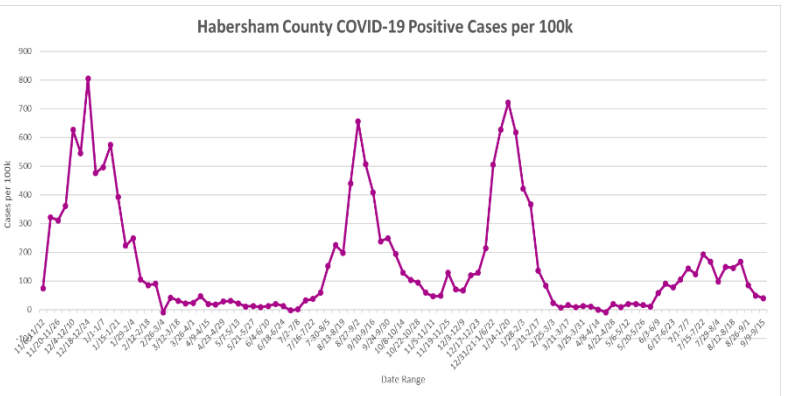
Franklin County

COVID-19 Cases	
Community level Transmissibility	Low
Total Positive Cases	4,693
14 Day Case Rate (per 100K)	64
Percent Positive over last 2 weeks	13.8%
Total Hospitalizations	296
Total Deaths	83
COVID-19 Vaccine	
Vaccines Administered	23,601
Vaccines Administered per 100K	103,667
One Dose:	10,234 (45% residents)
Fully Vaccinated:	9,285 (41% residents)



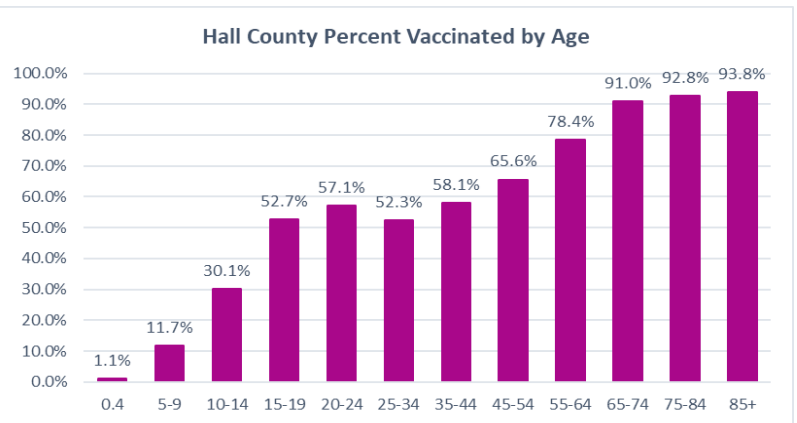
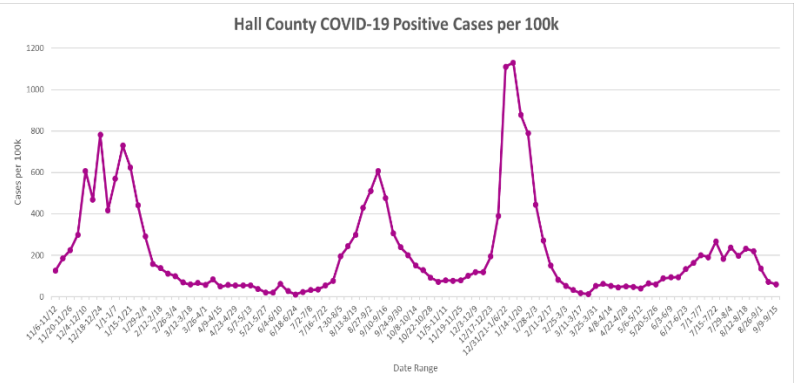
Habersham County

COVID-19 Cases	
Community level Transmissibility	Low
Total Positive Cases	9,222
14 Day Case Rate (per 100K)	103
Percent Positive over last 2 weeks	13.9%
Total Hospitalizations	761
Total Deaths	252
COVID-19 Vaccine	
Vaccines Administered	51,229
Vaccines Administered per 100K	114,796
One Dose:	22,064 (49% residents)
Fully Vaccinated:	20,173 (45% residents)



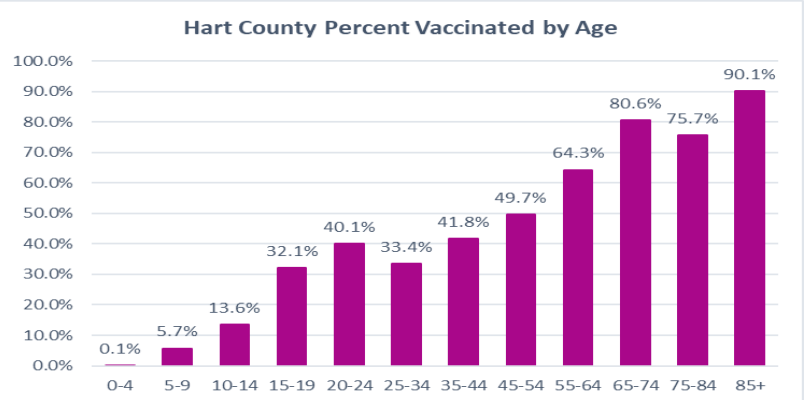
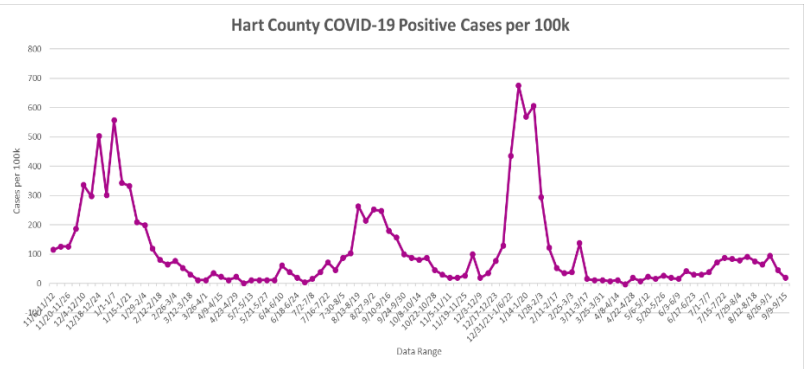
Hall County

COVID-19 Cases	
Community level Transmissibility	Low
Total Positive Cases	52,839
14 Day Case Rate (per 100K)	148
Percent Positive over last 2 weeks	13.9%
Total Hospitalizations	3,754
Total Deaths	828
COVID-19 Vaccine	
Vaccines Administered	261,196
Vaccines Administered per 100K	131,474
One Dose:	111,432 (56% residents)
Fully Vaccinated:	101,556 (51% residents)



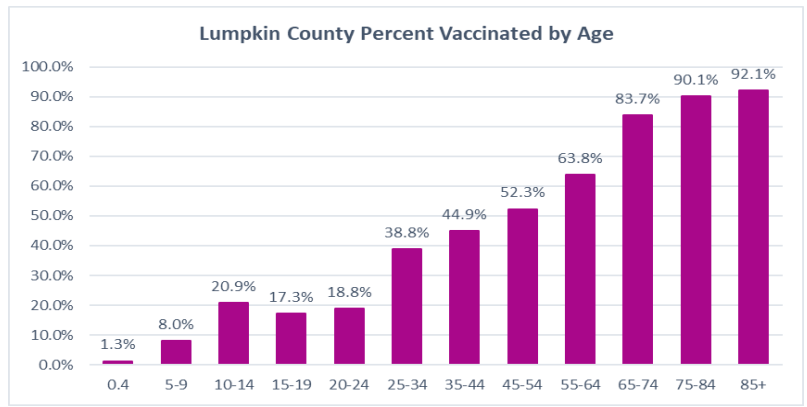
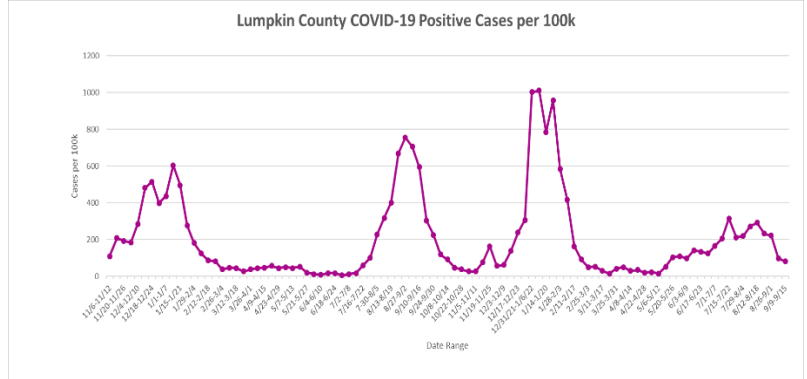
Hart County

COVID-19 Cases	
Community level Transmissibility	Low
Total Positive Cases	3,466
14 Day Case Rate (per 100K)	88
Percent Positive over last 2 weeks	18.9%
Total Hospitalizations	230
Total Deaths	66
COVID-19 Vaccine	
Vaccines Administered	28,592
Vaccines Administered per 100K	110,937
One Dose:	12,016 (47% residents)
Fully Vaccinated:	10,924 (42% residents)



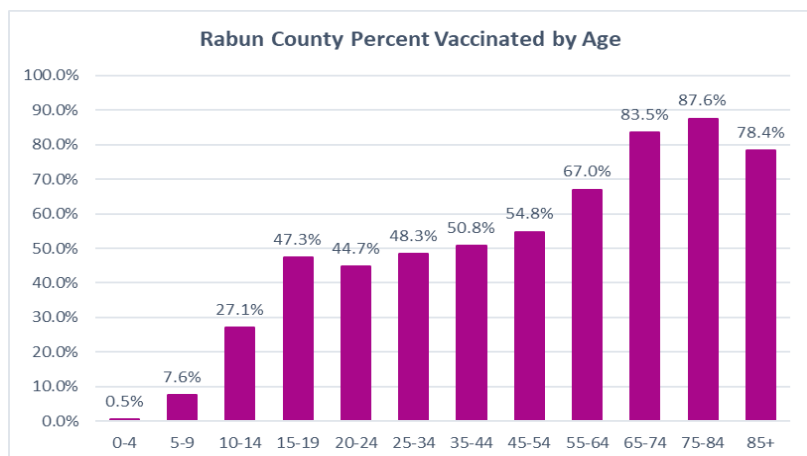
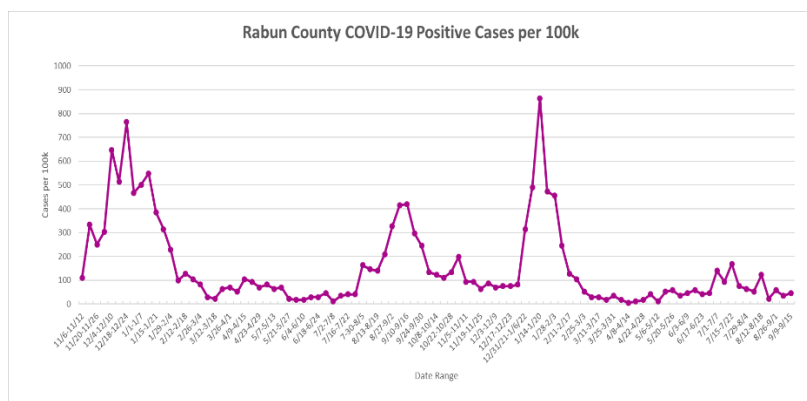
Lumpkin County

COVID-19 Cases	
Community level Transmissibility	Low
Total Positive Cases	7,669
14 Day Case Rate (per 100K)	210
Percent Positive over last 2 weeks	16.7%
Total Hospitalizations	528
Total Deaths	114
COVID-19 Vaccine	
Vaccines Administered	34,467
Vaccines Administered per 100K	106,373
One Dose:	14,086 (43% residents)
Fully Vaccinated:	12,876 (40% residents)



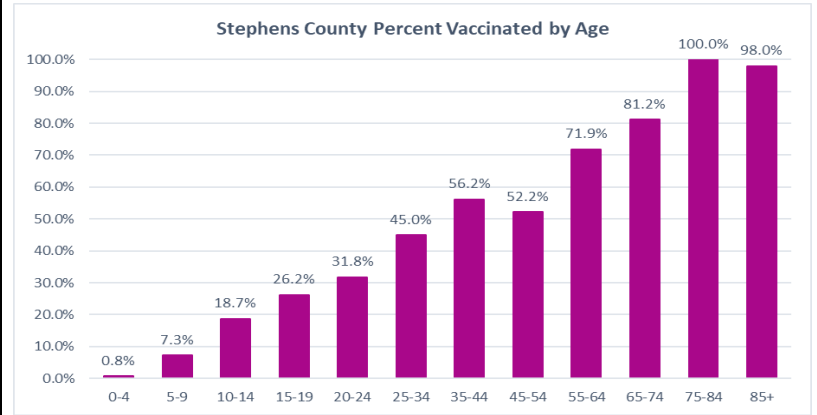
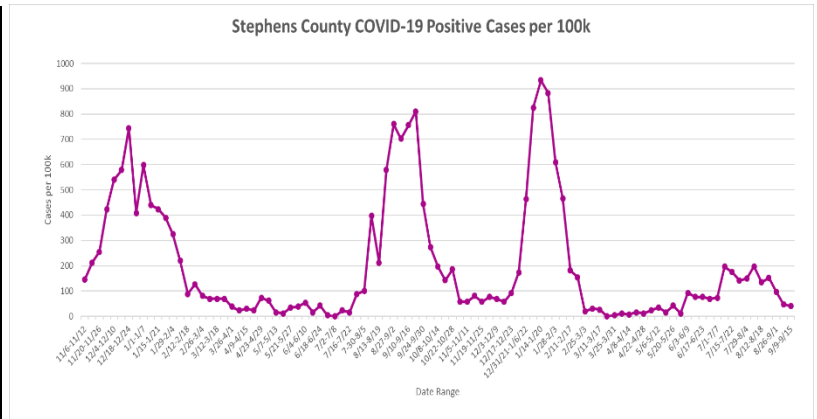
Rabun County

COVID-19 Cases	
Community level Transmissibility	Low
Total Positive Cases	3,030
14 Day Case Rate (per 100K)	82
Percent Positive over last 2 weeks	9.8%
Total Hospitalizations	284
Total Deaths	84
COVID-19 Vaccine	
Vaccines Administered	23,702
Vaccines Administered per 100K	142,397
One Dose:	9,476 (57% residents)
Fully Vaccinated:	8,644 (52% residents)



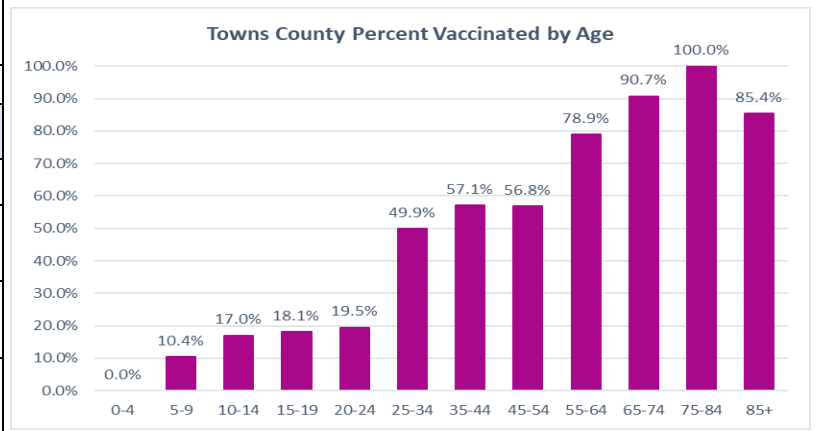
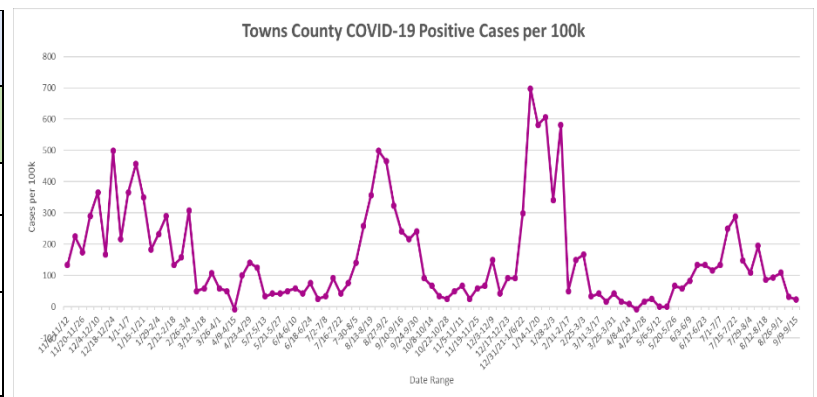
Stephens County

COVID-19 Cases	
Community level Transmissibility	Low
Total Positive Cases	6,400
14 Day Case Rate (per 100K)	103
Percent Positive over last 2 weeks	17.4%
Total Hospitalizations	418
Total Deaths	143
COVID-19 Vaccine	
Vaccines Administered	31,289
Vaccines Administered per 100K	121,510
One Dose:	12,995 (50% residents)
Fully Vaccinated:	11,883 (46% residents)



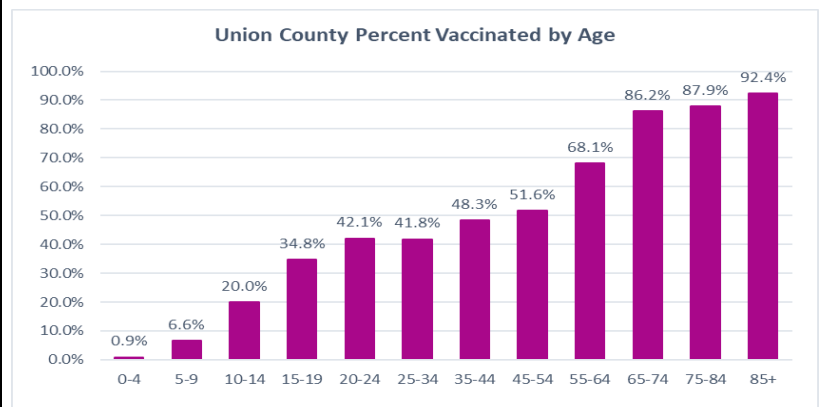
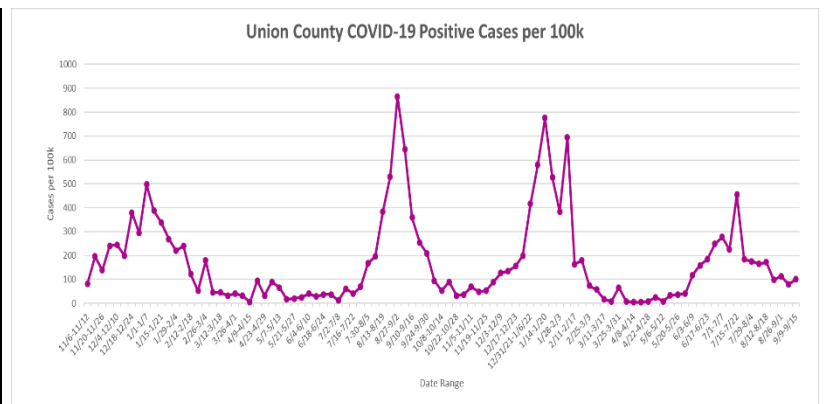
Towns County

COVID-19 Cases	
Community level Transmissibility	Low
Total Positive Cases	2,309
14 Day Case Rate (per 100K)	66
Percent Positive over last 2 weeks	9.1%
Total Hospitalizations	228
Total Deaths	89
COVID-19 Vaccine	
Vaccines Administered	18,030
Vaccines Administered per 100K	155,203
One Dose:	7,112 (61% residents)
Fully Vaccinated:	6,547 (56% residents)



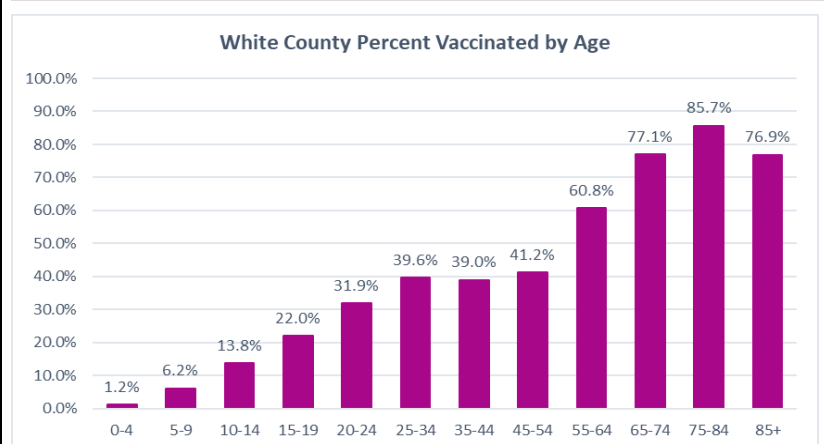
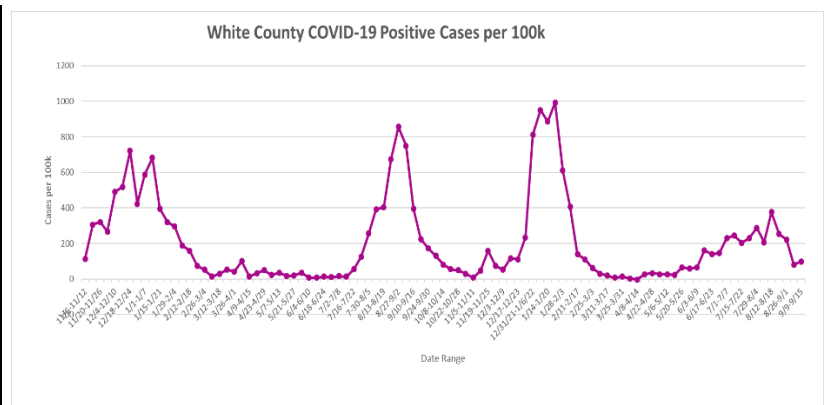
Union County

COVID-19 Cases	
Community level Transmissibility	Low
Total Positive Cases	5,036
14 Day Case Rate (per 100K)	186
Percent Positive over last 2 weeks	13.6%
Total Hospitalizations	469
Total Deaths	150
COVID-19 Vaccine	
Vaccines Administered	34,002
Vaccines Administered per 100K	146,006
One Dose:	13,494 (58% residents)
Fully Vaccinated:	12,433 (53% residents)



White County

COVID-19 Cases	
Community level Transmissibility	Low
Total Positive Cases	7,200
14 Day Case Rate (per 100K)	173
Percent Positive over last 2 weeks	17.7%
Total Hospitalizations	508
Total Deaths	149
COVID-19 Vaccine	
Vaccines Administered	32,634
Vaccines Administered per 100K	110,664
One Dose:	13,268 (45% residents)
Fully Vaccinated:	12,237 (41% residents)



EPI SUMMARY: Data source Georgia DPH and SendSS. Cases include all confirmed and probable cases. Population data source Oasis, 2019. Time frame as of 11/06/2020 to 9/15/2022. Vaccines introduced 12/19/2020 – decline noted in cases after vaccine implementation. Vaccine data includes number of vaccines administered in each county in District 2 and vaccines administered per 100,000 (of the total county population). Vaccine data also shows number of one dose received and percentage of residents as well as 2 doses received, and percentage of residents vaccinated.

*Graph above shows weekly changes in COVID cases. The case rate reported in the graph is approximately half of the 14-day case rate.

*Vaccine graph shows percentage of individuals vaccinated by age group.

COVID-19 Community Levels – Use the Highest Level that Applies to Your Community				
New COVID-19 Cases Per 100,000 people in the past 7 days	Indicators	Low	Medium	High
Fewer than 200	New COVID-19 admissions per 100,000 population (7-day total)	<10.0	10.0-19.9	≥20.0
	Percent of staffed inpatient beds occupied by COVID-19 patients (7-day average)	<10.0%	10.0-14.9%	≥15.0%
200 or more	New COVID-19 admissions per 100,000 population (7-day total)	NA	<10.0	≥10.0
	Percent of staffed inpatient beds occupied by COVID-19 patients (7-day average)	NA	<10.0%	≥10.0%

For more information regarding Community Levels, please visit <https://www.cdc.gov/coronavirus/2019-ncov/science/community-levels.html>

Georgia Flu Surveillance Update: Week 36 (Ending September 10, 2022)

As of Week 36, Georgia flu activity is Moderate=6 (on the scale of 1-13). Activity levels are based on the percent of outpatient visits in Georgia due to Influenza-like illness during this timeframe.

For the corresponding week, the percentage of outpatient visits for Influenza-like illness was 3.6%, the number of influenza-associated death was 0; the number of Metro Area Influenza Hospitalizations was unknown; and reported Influenza Outbreak was 0.

Getting the flu shot is the best thing you can do to protect yourself and others.

District 2 health departments have flu vaccines available. Please contact your local health department for information on how to get your Flu vaccine at http://phdistrict2.org/?page_id=597.

To learn more about how to protect yourself against flu, visit DPH website at <https://dph.georgia.gov/epidemiology/influenza/seasonal-flu-influenza> and CDC website at <https://www.cdc.gov/flu/>