



District 2 Public Health

Zachary Taylor, M.D., M.S., Health Director

1280 Athens Street • Gainesville, Georgia 30507

PH: 770-535-5743 • FAX: 770-535-5958 • www.phdistrict2.org

Banks, Dawson, Forsyth, Franklin, Habersham, Hall, Hart, Lumpkin, Rabun, Stephens, Towns, Union and White Counties

Date: August 29, 2022

District 2 Epidemiology Department

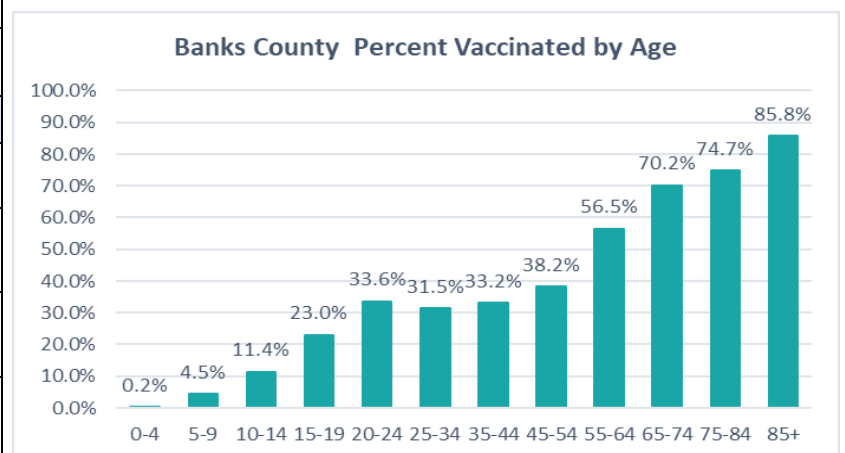
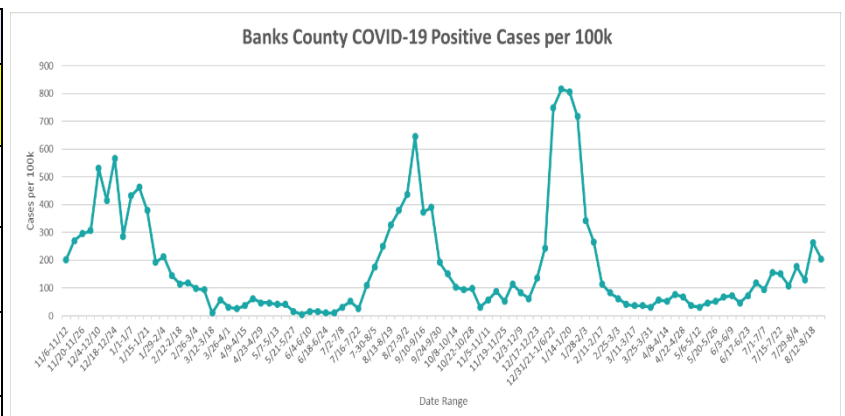
Marie Brown, MPH

Notifiable Disease Coordinator/ Epi lead

marie.brown@dph.ga.gov • PH: 770-519-7661

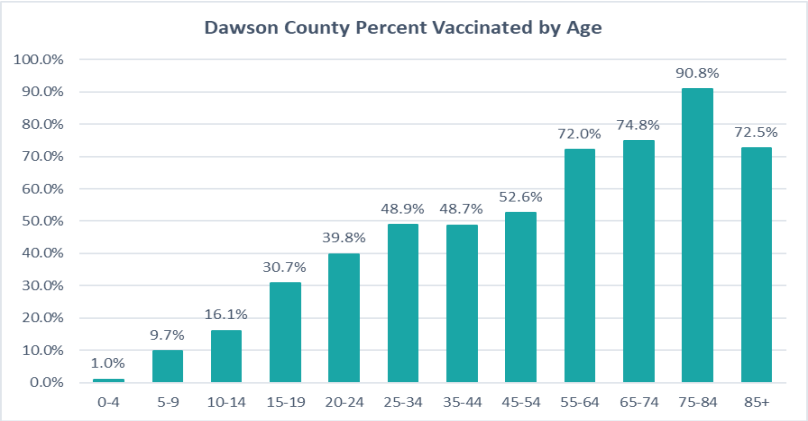
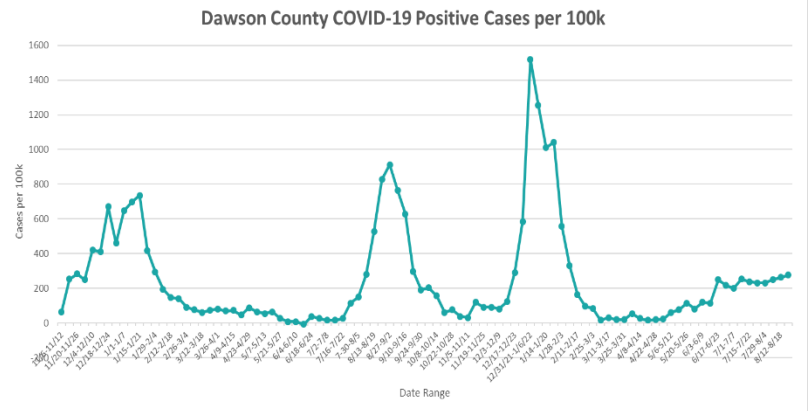
Banks County

COVID-19 Cases	
Community level Transmissibility	Medium
Total Positive Cases	3,752
14 Day Case Rate (per 100K)	420
Percent Positive over last 2 weeks	37.9%
Total Hospitalizations	363
Total Deaths	89
COVID-19 Vaccine	
Vaccines Administered	16,210
Vaccines Administered per 100K	86,647
One Dose:	7,054 (38% residents)
Fully Vaccinated:	6,399 (34% residents)



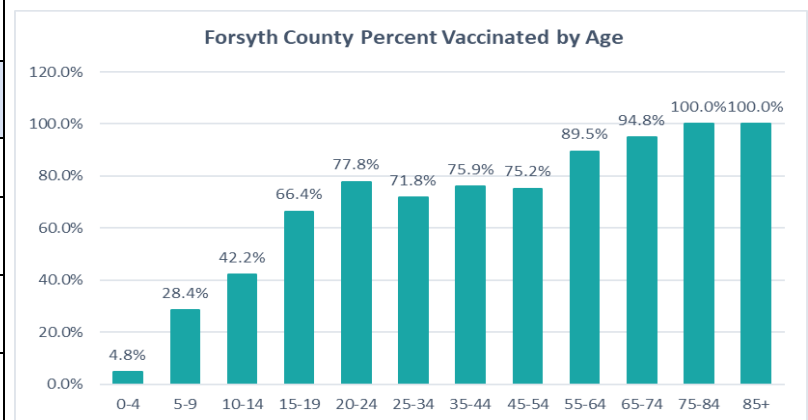
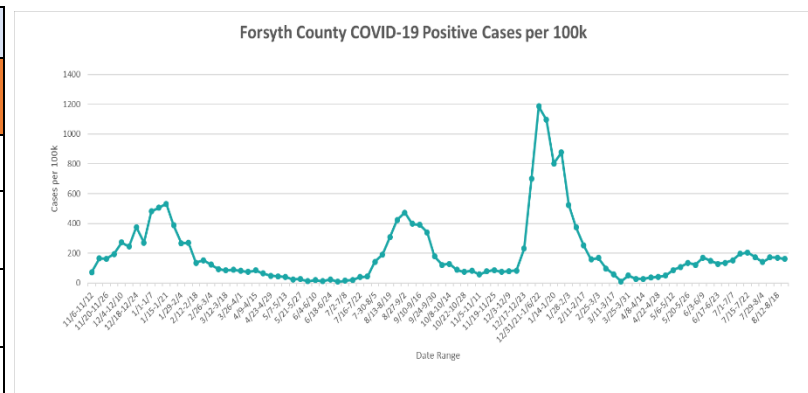
Dawson County

COVID-19 Cases	
Community level Transmissibility	Medium
Total Positive Cases	6,971
14 Day Case Rate (per 100K)	577
Percent Positive over last 2 weeks	33.1%
Total Hospitalizations	417
Total Deaths	99
COVID-19 Vaccine	
Vaccines Administered	29,447
Vaccines Administered per 100K	120,015
One Dose:	12,394 (51% residents)
Fully Vaccinated:	11,374 (46% residents)



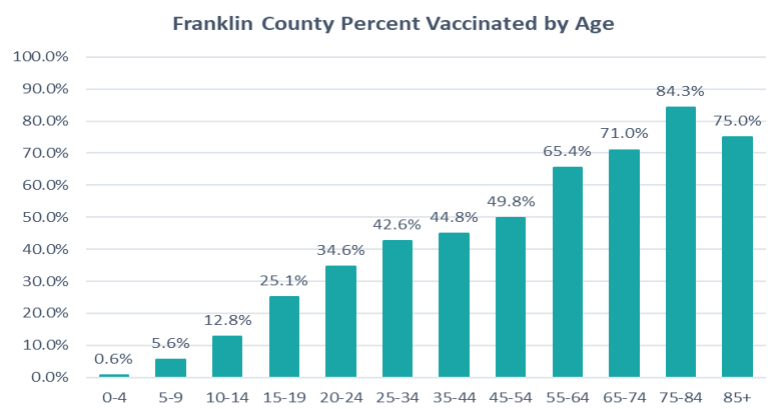
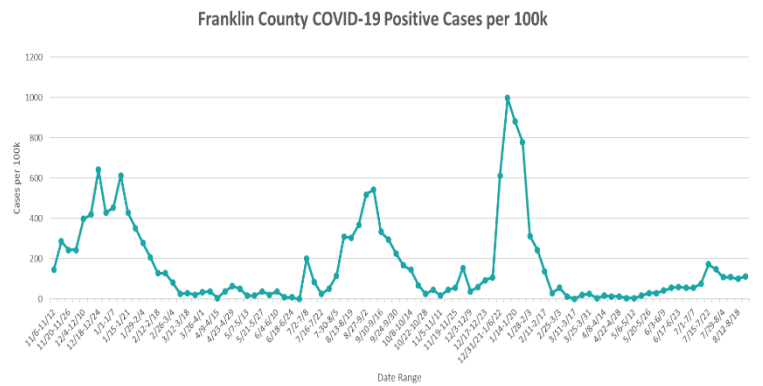
Forsyth County

COVID-19 Cases	
Community level Transmissibility	High
Total Positive Cases	50,578
14 Day Case Rate (per 100K)	353
Percent Positive over last 2 weeks	26.3%
Total Hospitalizations	1,656
Total Deaths	402
COVID-19 Vaccine	
Vaccines Administered	380,862
Vaccines Administered per 100K	166,764
One Dose:	155,425 (68% residents)
Fully Vaccinated:	143,498 (63% residents)



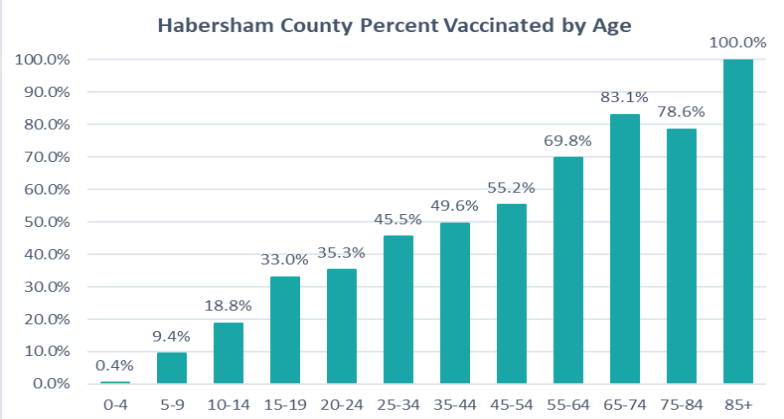
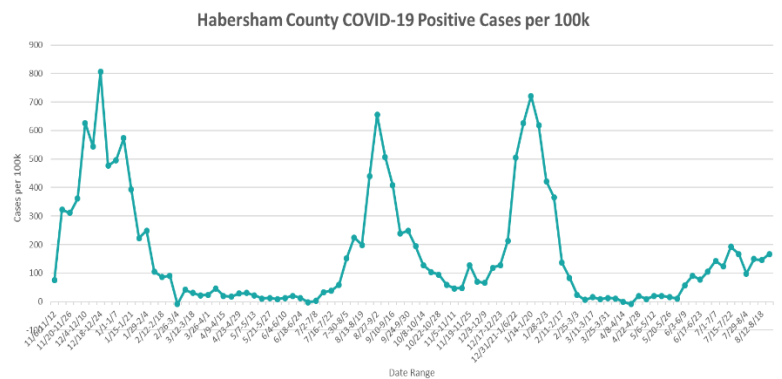
Franklin County

COVID-19 Cases	
Community level Transmissibility	Medium
Total Positive Cases	4,667
14 Day Case Rate (per 100K)	219
Percent Positive over last 2 weeks	25.3%
Total Hospitalizations	290
Total Deaths	82
COVID-19 Vaccine	
Vaccines Administered	23,478
Vaccines Administered per 100K	103,127
One Dose:	10,217 (45% residents)
Fully Vaccinated:	9,263 (41% residents)



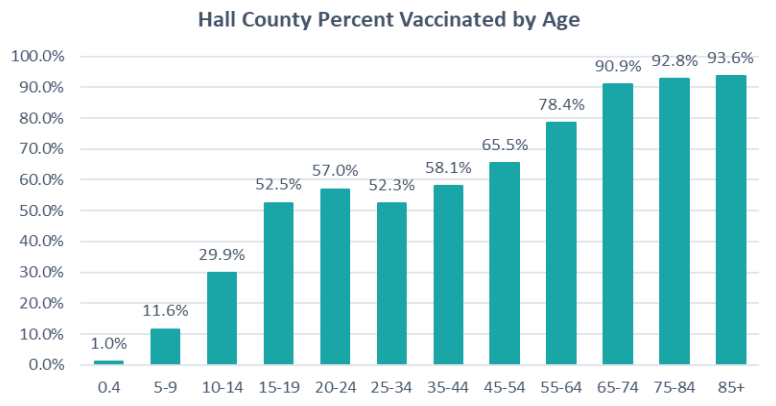
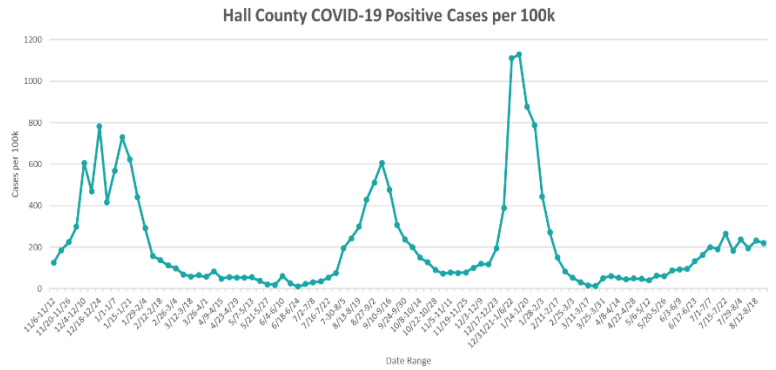
Habersham County

COVID-19 Cases	
Community level Transmissibility	Medium
Total Positive Cases	9,129
14 Day Case Rate (per 100K)	310
Percent Positive over last 2 weeks	30.1%
Total Hospitalizations	752
Total Deaths	247
COVID-19 Vaccine	
Vaccines Administered	50,986
Vaccines Administered per 100K	114,251
One Dose:	22,038 (49% residents)
Fully Vaccinated:	20,143 (45% residents)



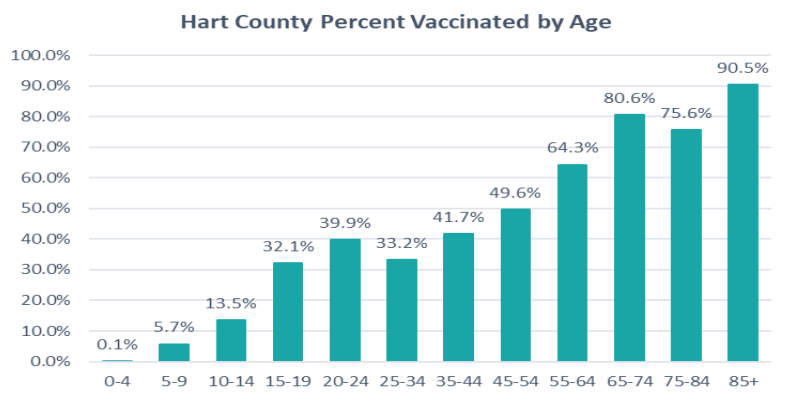
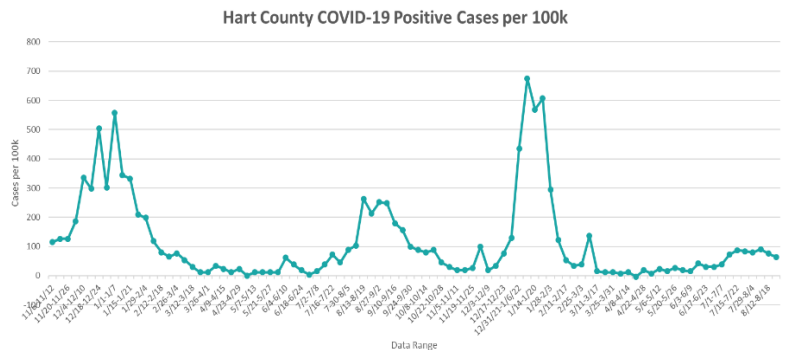
Hall County

COVID-19 Cases	
Community level Transmissibility	Medium
Total Positive Cases	52,241
14 Day Case Rate (per 100K)	451
Percent Positive over last 2 weeks	33.1%
Total Hospitalizations	3,721
Total Deaths	816
COVID-19 Vaccine	
Vaccines Administered	259,746
Vaccines Administered per 100K	130,744
One Dose:	111,271 (56% residents)
Fully Vaccinated:	101,351 (51% residents)



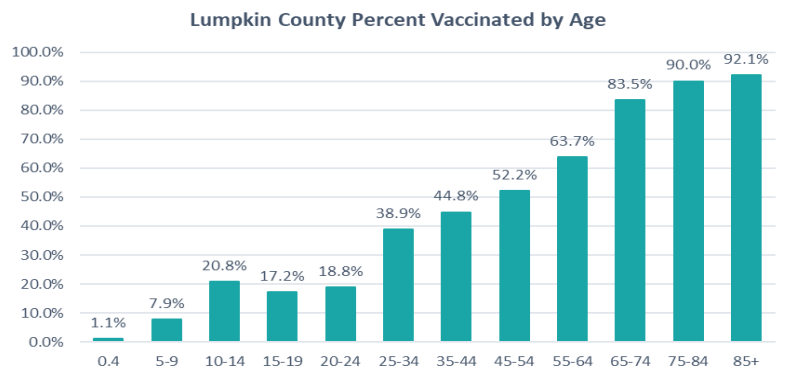
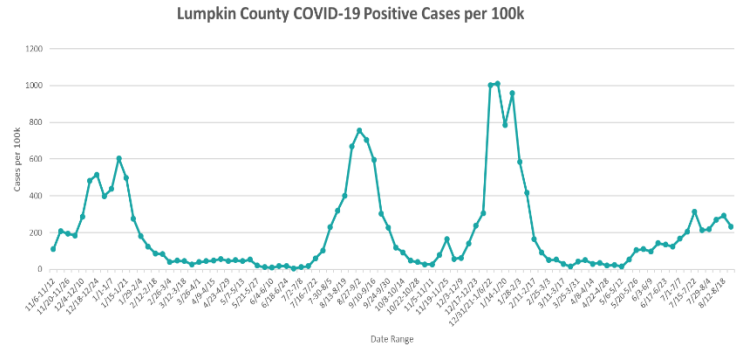
Hart County

COVID-19 Cases	
Community level Transmissibility	Medium
Total Positive Cases	3,417
14 Day Case Rate (per 100K)	126
Percent Positive over last 2 weeks	20.3%
Total Hospitalizations	228
Total Deaths	65
COVID-19 Vaccine	
Vaccines Administered	28,465
Vaccines Administered per 100K	110,445
One Dose:	12,001 (47% residents)
Fully Vaccinated:	10,910 (42% residents)



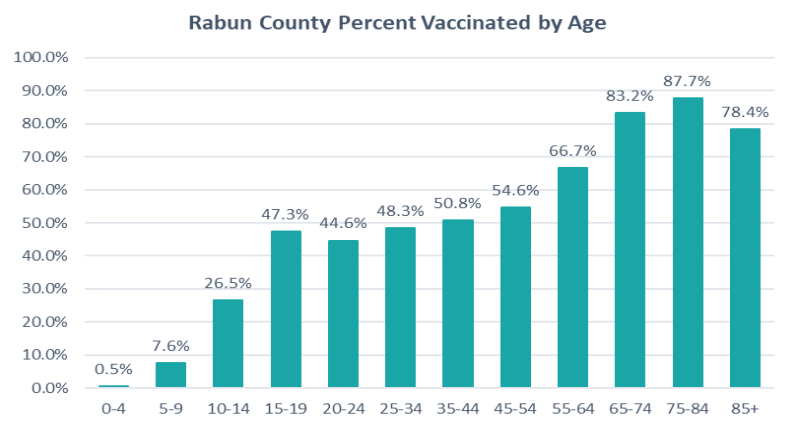
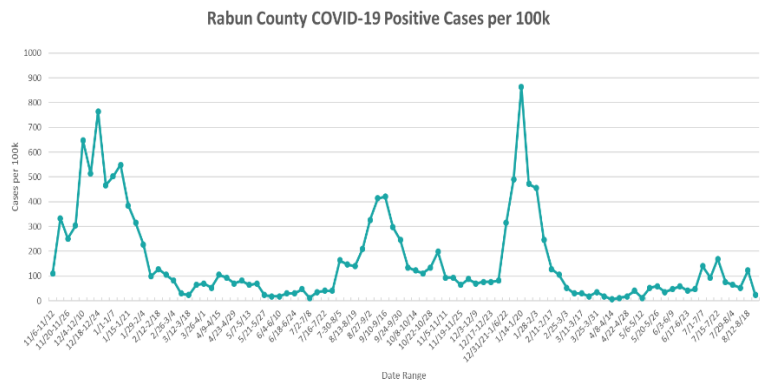
Lumpkin County

COVID-19 Cases	
Community level Transmissibility	Medium
Total Positive Cases	7,518
14 Day Case Rate (per 100K)	559
Percent Positive over last 2 weeks	28.3%
Total Hospitalizations	524
Total Deaths	114
COVID-19 Vaccine	
Vaccines Administered	34,179
Vaccines Administered per 100K	105,484
One Dose:	14,066 (43% residents)
Fully Vaccinated:	12,850 (40% residents)



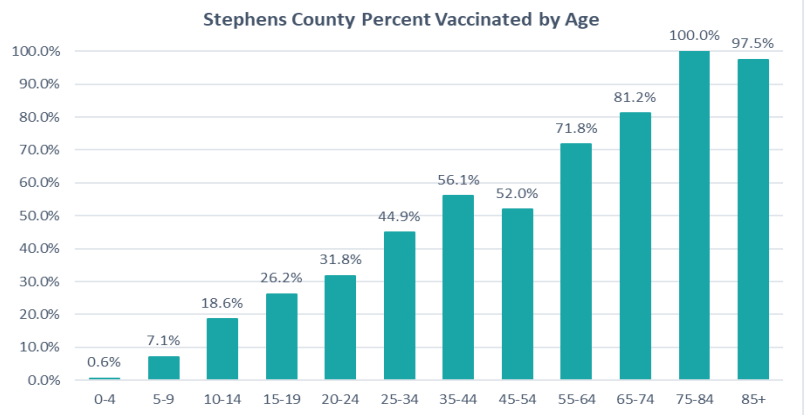
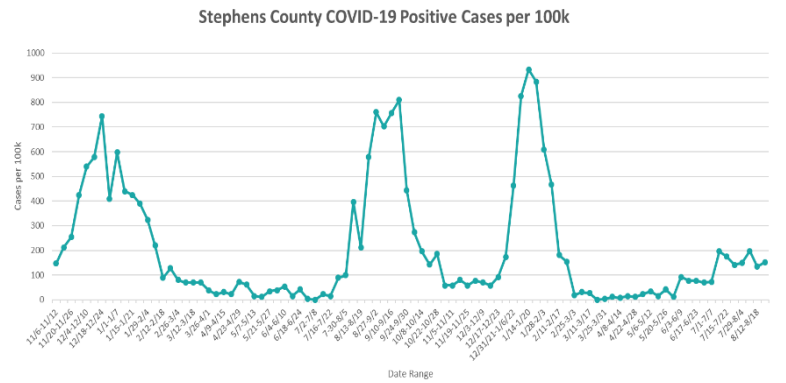
Rabun County

COVID-19 Cases	
Community level Transmissibility	Low
Total Positive Cases	3,009
14 Day Case Rate (per 100K)	183
Percent Positive over last 2 weeks	21.4%
Total Hospitalizations	279
Total Deaths	84
COVID-19 Vaccine	
Vaccines Administered	23,527
Vaccines Administered per 100K	141,3545
One Dose:	9,456 (57% residents)
Fully Vaccinated:	8,623 (52% residents)



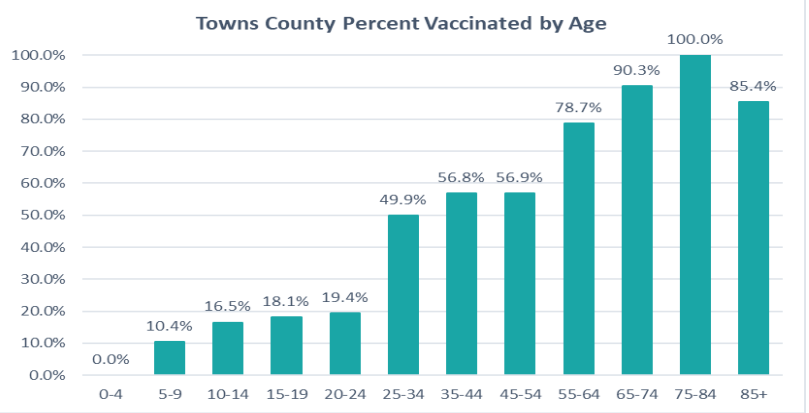
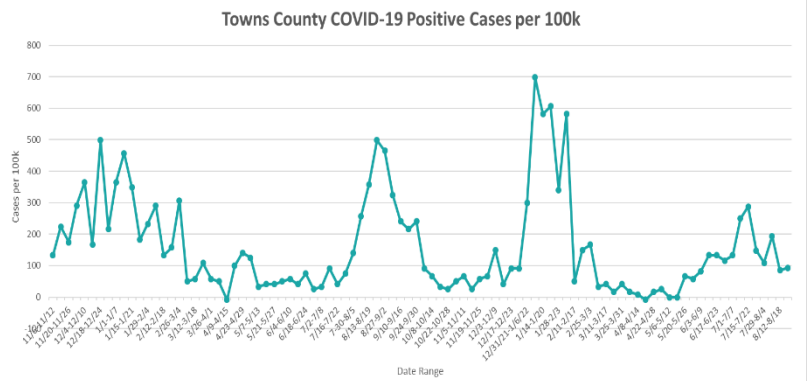
Stephens County

COVID-19 Cases	
Community level Transmissibility	Medium
Total Positive Cases	6,349
14 Day Case Rate (per 100K)	342
Percent Positive over last 2 weeks	35.9%
Total Hospitalizations	414
Total Deaths	139
COVID-19 Vaccine	
Vaccines Administered	31,095
Vaccines Administered per 100K	120,757
One Dose:	12,974 (50% residents)
Fully Vaccinated:	11,853 (46% residents)



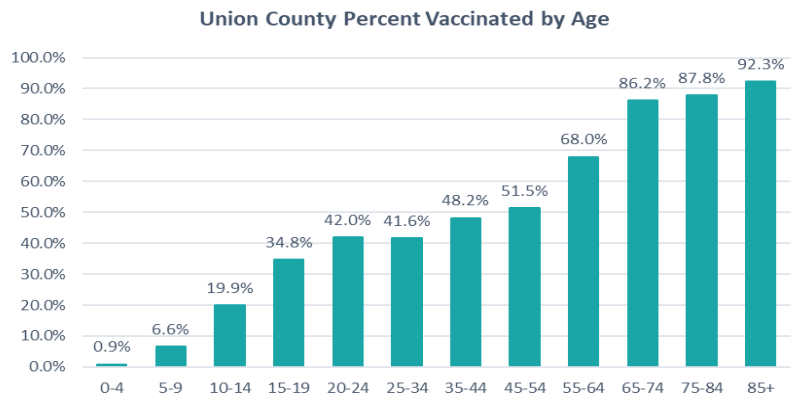
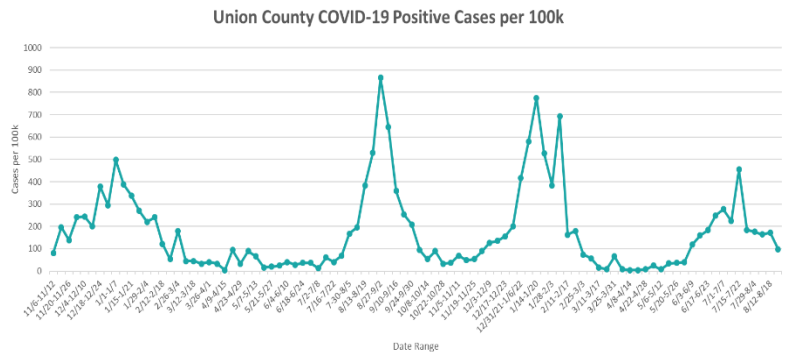
Towns County

COVID-19 Cases	
Community level Transmissibility	Low
Total Positive Cases	2,289
14 Day Case Rate (per 100K)	208
Percent Positive over last 2 weeks	15.7%
Total Hospitalizations	226
Total Deaths	89
COVID-19 Vaccine	
Vaccines Administered	17,854
Vaccines Administered per 100K	153,688
One Dose:	7,093 (61% residents)
Fully Vaccinated:	6,527 (56% residents)



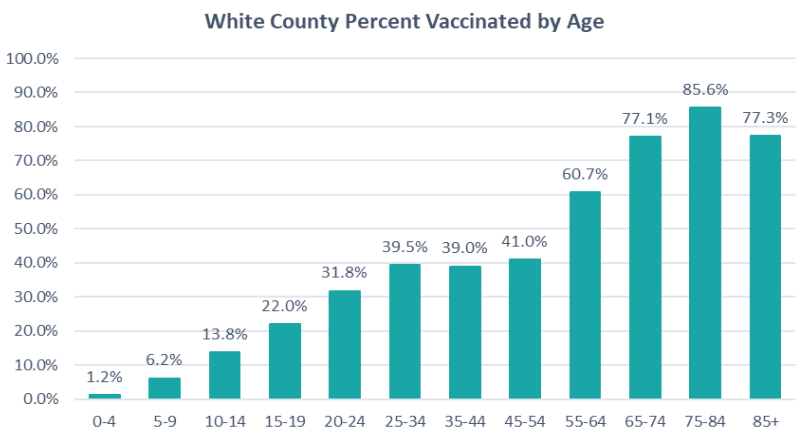
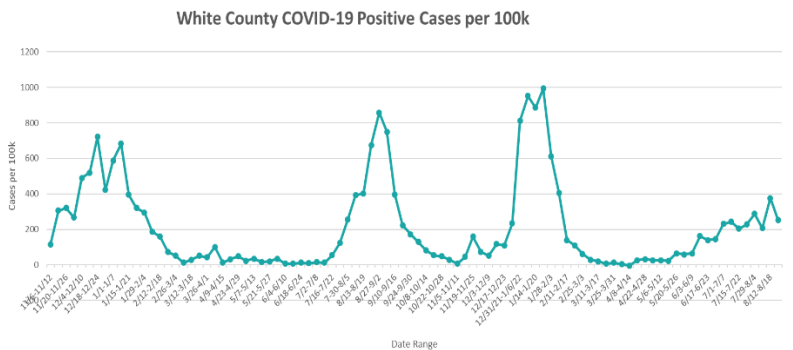
Union County

COVID-19 Cases	
Community level Transmissibility	Low
Total Positive Cases	4,963
14 Day Case Rate (per 100K)	296
Percent Positive over last 2 weeks	21.4%
Total Hospitalizations	447
Total Deaths	149
COVID-19 Vaccine	
Vaccines Administered	33,775
Vaccines Administered per 100K	145,031
One Dose:	13,481 (58% residents)
Fully Vaccinated:	12,412 (53% residents)



White County

COVID-19 Cases	
Community level Transmissibility	Medium
Total Positive Cases	7,081
14 Day Case Rate (per 100K)	576
Percent Positive over last 2 weeks	32.3%
Total Hospitalizations	503
Total Deaths	147
COVID-19 Vaccine	
Vaccines Administered	32,394
Vaccines Administered per 100K	109,851
One Dose:	13,250 (45% residents)
Fully Vaccinated:	12,212 (41% residents)



EPI SUMMARY: Data source Georgia DPH and SendSS. Cases include all confirmed and probable cases. Population data source Oasis, 2019. Time frame as of 11/06/2020 to 8/25/2022. Vaccines introduced 12/19/2020 – decline noted in cases after vaccine implementation. Vaccine data includes number of vaccines administered in each county in District 2 and vaccines administered per 100,000 (of the total county population). Vaccine data also shows number of one dose received and percentage of residents as well as 2 doses received, and percentage of residents vaccinated.

*Graph above shows weekly changes in COVID cases. The case rate reported in the graph is approximately half of the 14-day case rate.

*Vaccine graph shows percentage of individuals vaccinated by age group.

COVID-19 Community Levels – Use the Highest Level that Applies to Your Community				
New COVID-19 Cases Per 100,000 people in the past 7 days	Indicators	Low	Medium	High
Fewer than 200	New COVID-19 admissions per 100,000 population (7-day total)	<10.0	10.0-19.9	≥20.0
	Percent of staffed inpatient beds occupied by COVID-19 patients (7-day average)	<10.0%	10.0-14.9%	≥15.0%
200 or more	New COVID-19 admissions per 100,000 population (7-day total)	NA	<10.0	≥10.0
	Percent of staffed inpatient beds occupied by COVID-19 patients (7-day average)	NA	<10.0%	≥10.0%

For more information regarding Community Levels, please visit <https://www.cdc.gov/coronavirus/2019-ncov/science/community-levels.html>

Georgia Flu Surveillance Update: Week 33 (Ending August 20, 2022)

As of Week 33, Georgia flu activity is Moderate=7 (on the scale of 1-13). Activity levels are based on the percent of outpatient visits in Georgia due to Influenza-like illness during this timeframe.

For the corresponding week, the percentage of outpatient visits for Influenza-like Illness was 3.9%, the number of influenza-associated death was 0; the number of Metro Area Influenza Hospitalizations was unknown; and reported Influenza Outbreak was 0.

Getting the flu shot is the best thing you can do to protect yourself and others.

District 2 health departments have flu vaccines available. Please contact your local health department for information on how to get your Flu vaccine at

http://phdistrict2.org/?page_id=597.

To learn more about how to protect yourself against flu, visit DPH website at

<https://dph.georgia.gov/epidemiology/influenza/seasonal-flu-influenza>

and CDC website at <https://www.cdc.gov/flu/>