



District 2 Public Health

Zachary Taylor, M.D., M.S., Health Director

1280 Athens Street • Gainesville, Georgia 30507

PH: 770-535-5743 • FAX: 770-535-5958 • www.phdistrict2.org

Banks, Dawson, Forsyth, Franklin, Habersham, Hall, Hart, Lumpkin, Rabun, Stephens, Towns, Union and White Counties

Date: August 22, 2022

District 2 Epidemiology Department

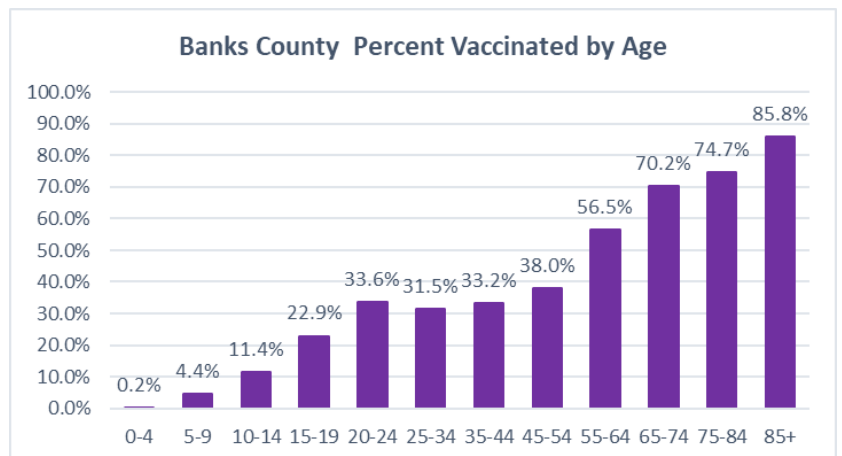
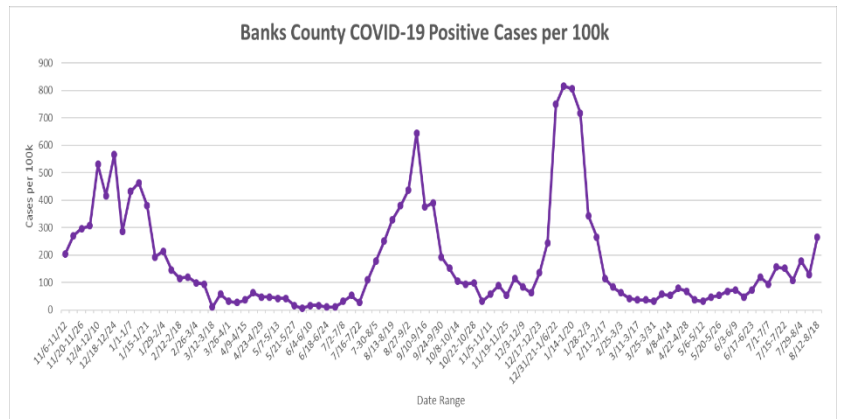
Marie Brown, MPH

Notifiable Disease Coordinator/ Epi lead

marie.brown@dph.ga.gov • PH: 770-519-7661

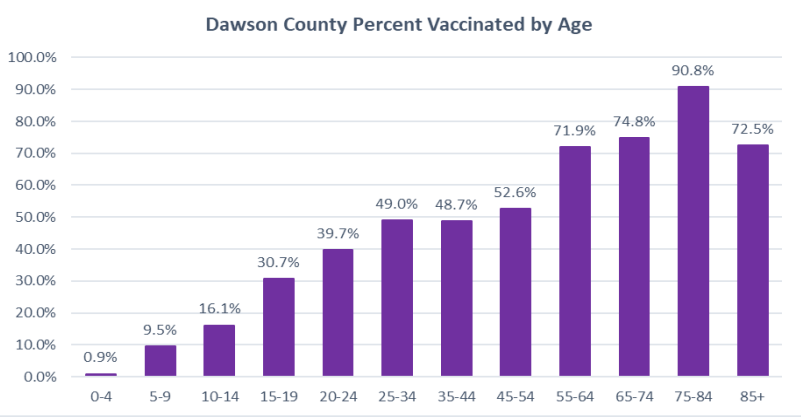
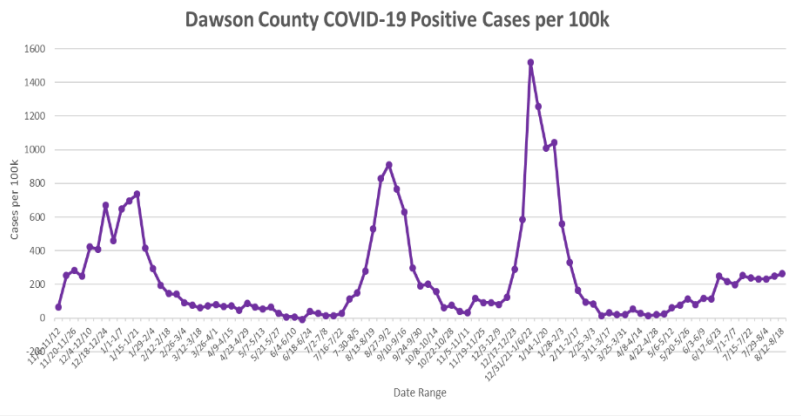
Banks County

COVID-19 Cases	
Community level Transmissibility	Medium
Total Positive Cases	3,708
14 Day Case Rate (per 100K)	320
Percent Positive over last 2 weeks	40.9%
Total Hospitalizations	362
Total Deaths	89
COVID-19 Vaccine	
Vaccines Administered	16,179
Vaccines Administered per 100K	86,481
One Dose:	7,049 (38% residents)
Fully Vaccinated:	6,394 (34% residents)



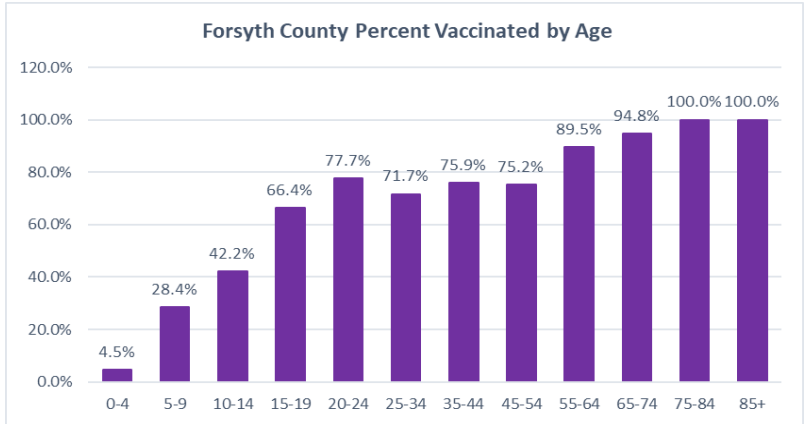
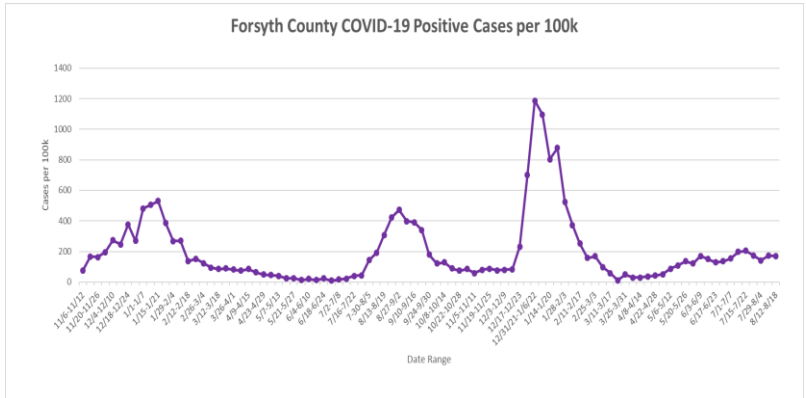
Dawson County

COVID-19 Cases	
Community level Transmissibility	Medium
Total Positive Cases	6,895
14 Day Case Rate (per 100K)	563
Percent Positive over last 2 weeks	33.7%
Total Hospitalizations	416
Total Deaths	99
COVID-19 Vaccine	
Vaccines Administered	29,413
Vaccines Administered per 100K	119,876
One Dose:	12,392 (51% residents)
Fully Vaccinated:	11,370 (46% residents)



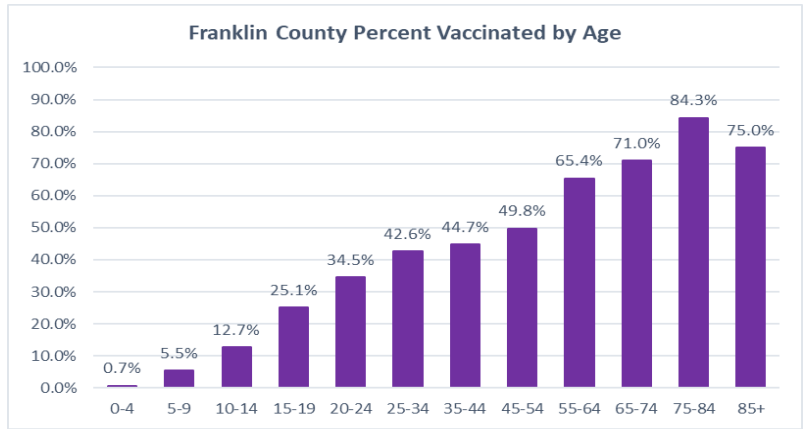
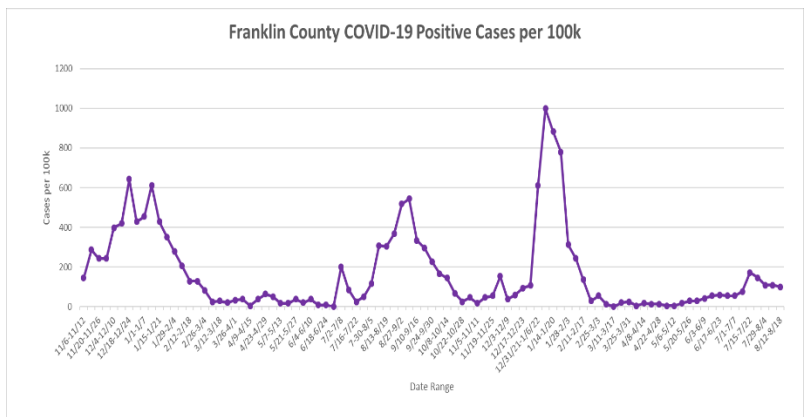
Forsyth County

COVID-19 Cases	
Community level Transmissibility	High
Total Positive Cases	50,129
14 Day Case Rate (per 100K)	339
Percent Positive over last 2 weeks	27.6%
Total Hospitalizations	1,647
Total Deaths	399
COVID-19 Vaccine	
Vaccines Administered	380,246
Vaccines Administered per 100K	166,494
One Dose:	155,325 (68% residents)
Fully Vaccinated:	143,361 (63% residents)



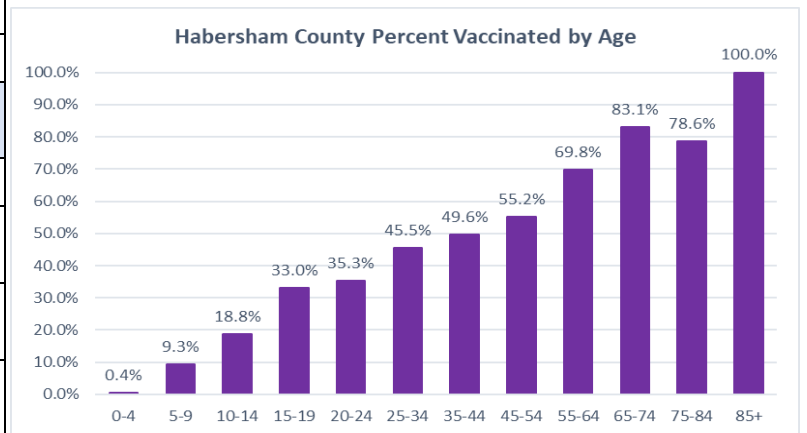
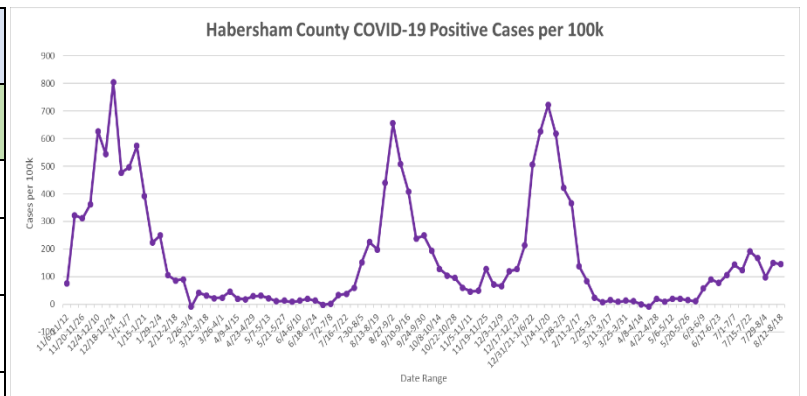
Franklin County

COVID-19 Cases	
Community level Transmissibility	Medium
Total Positive Cases	4,643
14 Day Case Rate (per 100K)	231
Percent Positive over last 2 weeks	28.9%
Total Hospitalizations	289
Total Deaths	82
COVID-19 Vaccine	
Vaccines Administered	23,449
Vaccines Administered per 100K	103,000
One Dose:	10,207 (45% residents)
Fully Vaccinated:	9,256 (41% residents)



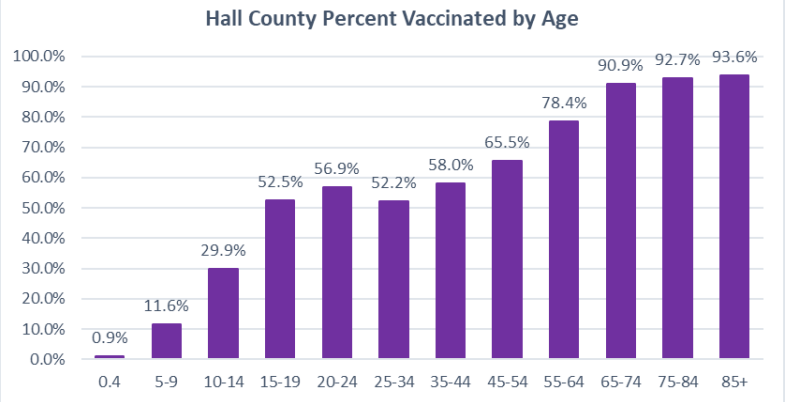
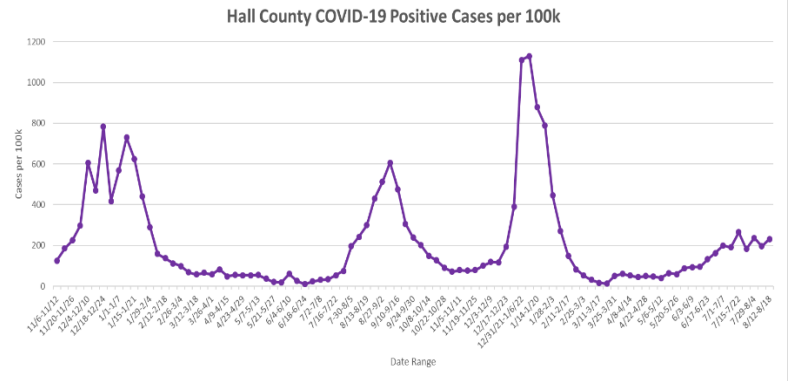
Habersham County

COVID-19 Cases	
Community level Transmissibility	Low
Total Positive Cases	9,049
14 Day Case Rate (per 100K)	297
Percent Positive over last 2 weeks	32.4%
Total Hospitalizations	750
Total Deaths	247
COVID-19 Vaccine	
Vaccines Administered	50,917
Vaccines Administered per 100K	114,097
One Dose:	22,023 (49% residents)
Fully Vaccinated:	20,123 (45% residents)



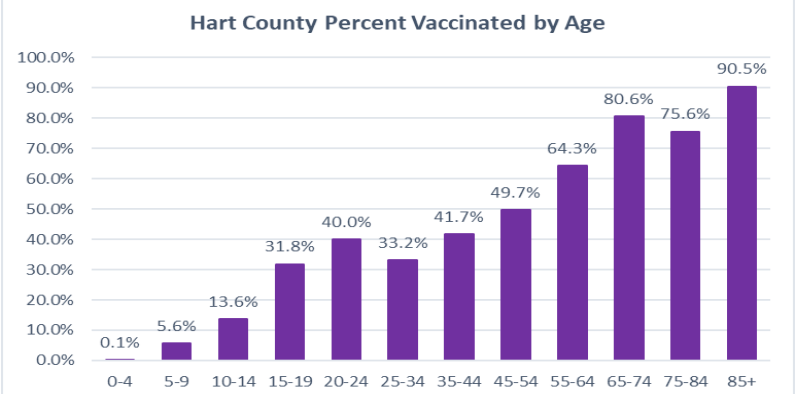
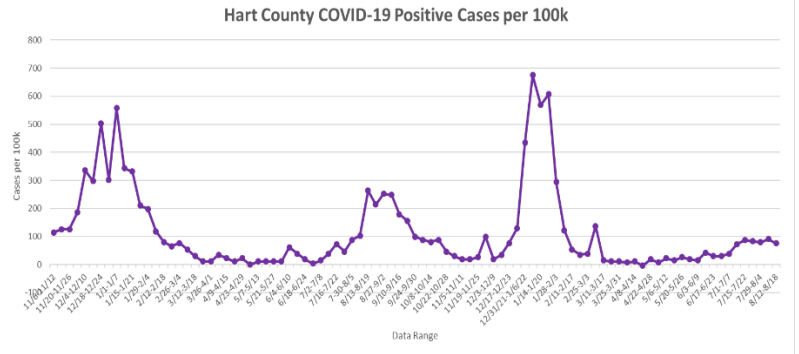
Hall County

COVID-19 Cases	
Community level Transmissibility	Medium
Total Positive Cases	51,739
14 Day Case Rate (per 100K)	416
Percent Positive over last 2 weeks	35.2%
Total Hospitalizations	3,712
Total Deaths	815
COVID-19 Vaccine	
Vaccines Administered	259,216
Vaccines Administered per 100K	130,477
One Dose:	111,154 (56% residents)
Fully Vaccinated:	101,247 (51% residents)



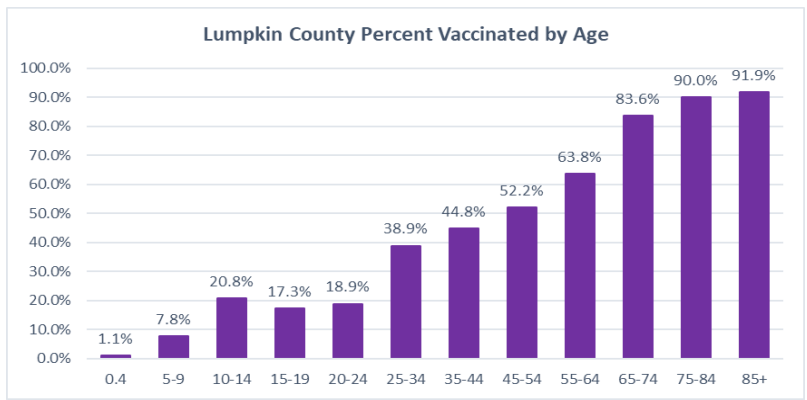
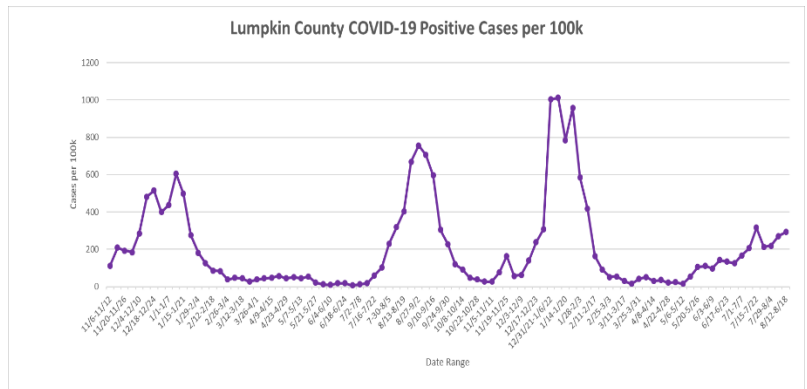
Hart County

COVID-19 Cases	
Community level Transmissibility	Medium
Total Positive Cases	3,404
14 Day Case Rate (per 100K)	169
Percent Positive over last 2 weeks	30.6%
Total Hospitalizations	227
Total Deaths	65
COVID-19 Vaccine	
Vaccines Administered	28,438
Vaccines Administered per 100K	110,340
One Dose:	12,000 (47% residents)
Fully Vaccinated:	10,903 (42% residents)



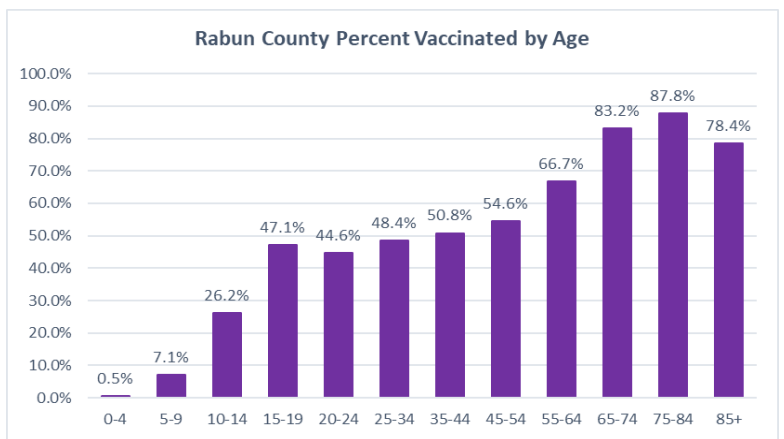
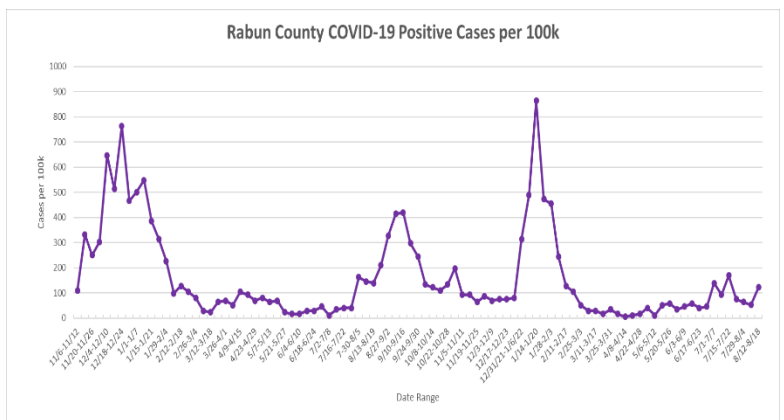
Lumpkin County

COVID-19 Cases	
Community level Transmissibility	Medium
Total Positive Cases	7,437
14 Day Case Rate (per 100K)	559
Percent Positive over last 2 weeks	33.4%
Total Hospitalizations	519
Total Deaths	114
COVID-19 Vaccine	
Vaccines Administered	34,142
Vaccines Administered per 100K	105,370
One Dose:	14,068 (43% residents)
Fully Vaccinated:	12,839 (40% residents)



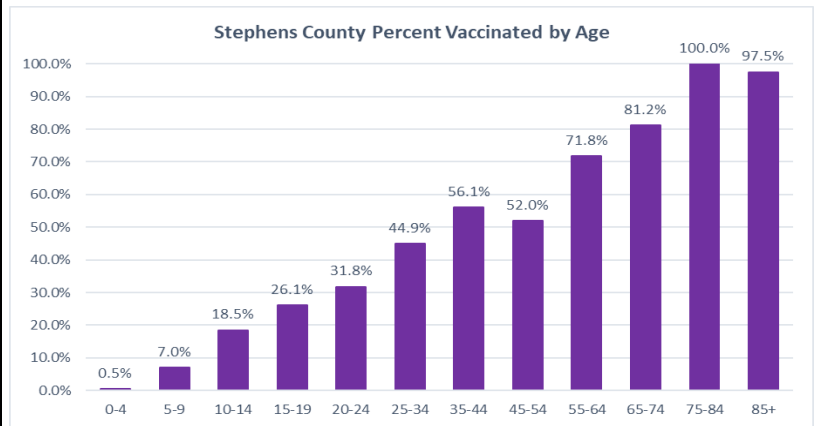
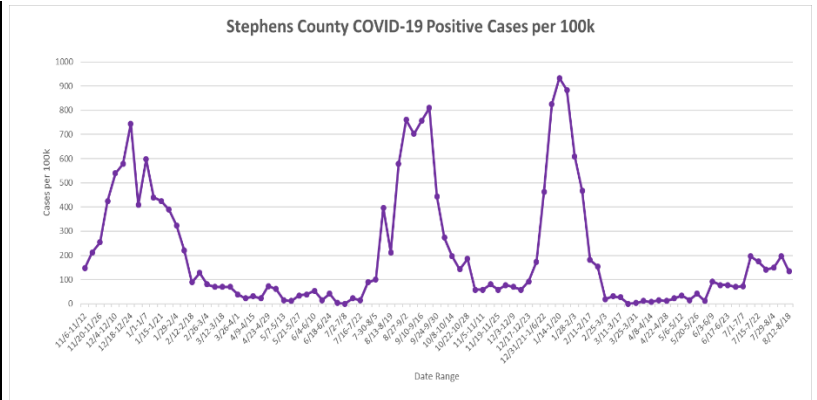
Rabun County

COVID-19 Cases	
Community level Transmissibility	Medium
Total Positive Cases	2,995
14 Day Case Rate (per 100K)	141
Percent Positive over last 2 weeks	31.3%
Total Hospitalizations	276
Total Deaths	84
COVID-19 Vaccine	
Vaccines Administered	23,467
Vaccines Administered per 100K	140,985
One Dose:	9,448 (57% residents)
Fully Vaccinated:	8,612 (52% residents)



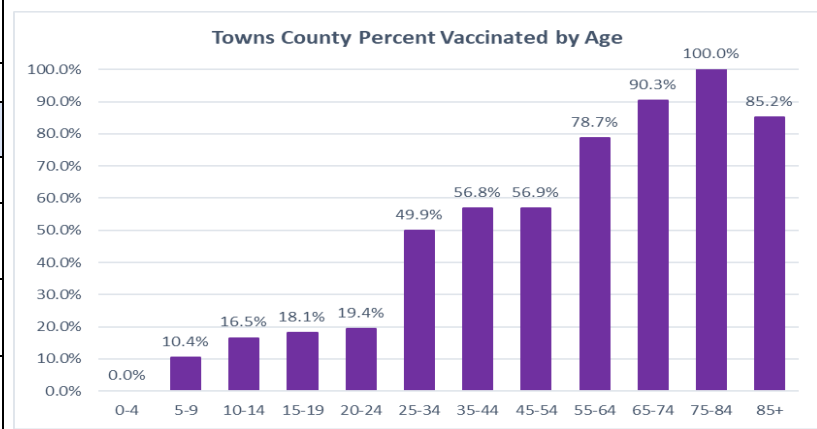
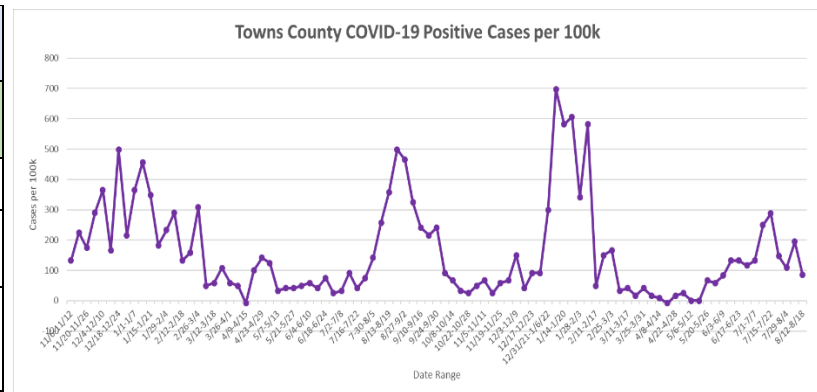
Stephens County

COVID-19 Cases	
Community level Transmissibility	Medium
Total Positive Cases	6,306
14 Day Case Rate (per 100K)	357
Percent Positive over last 2 weeks	37.5%
Total Hospitalizations	412
Total Deaths	139
COVID-19 Vaccine	
Vaccines Administered	31,035
Vaccines Administered per 100K	120,524
One Dose:	12,964 (50% residents)
Fully Vaccinated:	11,842 (46% residents)



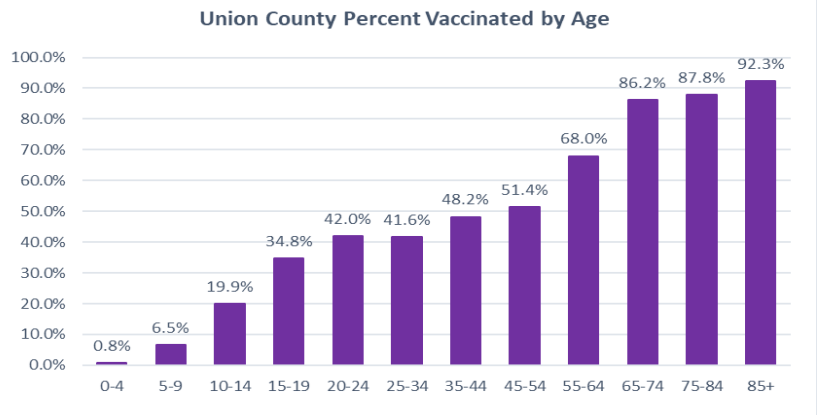
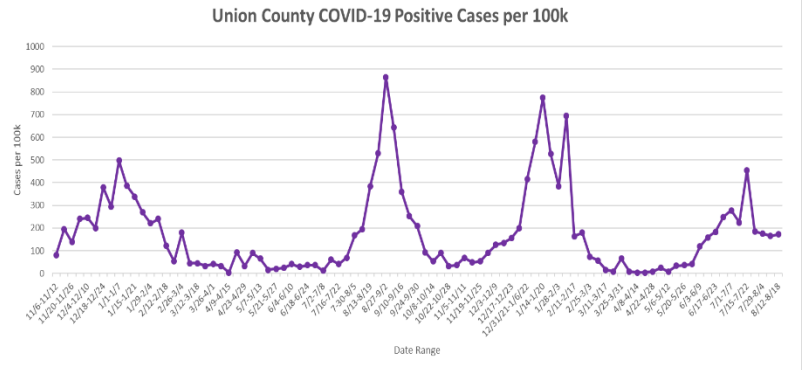
Towns County

COVID-19 Cases	
Community level Transmissibility	Low
Total Positive Cases	2,277
14 Day Case Rate (per 100K)	283
Percent Positive over last 2 weeks	25.0%
Total Hospitalizations	224
Total Deaths	89
COVID-19 Vaccine	
Vaccines Administered	17,827
Vaccines Administered per 100K	153,456
One Dose:	7,092 (61% residents)
Fully Vaccinated:	6,526 (56% residents)



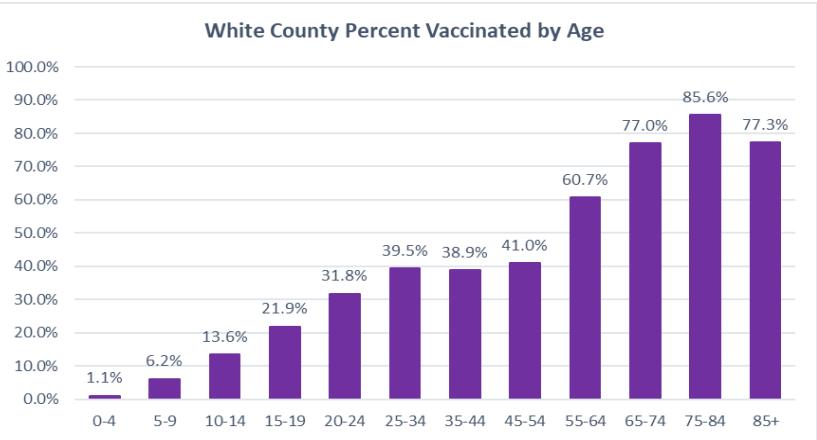
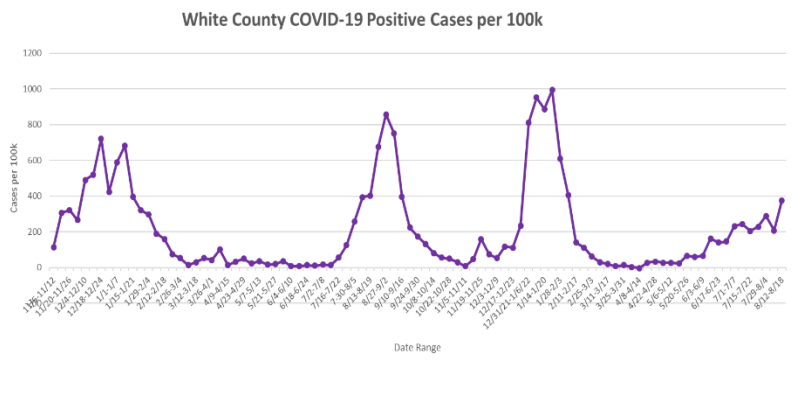
Union County

COVID-19 Cases	
Community level Transmissibility	Low
Total Positive Cases	4,934
14 Day Case Rate (per 100K)	371
Percent Positive over last 2 weeks	17.5%
Total Hospitalizations	442
Total Deaths	149
COVID-19 Vaccine	
Vaccines Administered	33,733
Vaccines Administered per 100K	144,851
One Dose:	13,478 (58% residents)
Fully Vaccinated:	12,405 (53% residents)



White County

COVID-19 Cases	
Community level Transmissibility	Medium
Total Positive Cases	7,001
14 Day Case Rate (per 100K)	507
Percent Positive over last 2 weeks	40.0%
Total Hospitalizations	501
Total Deaths	147
COVID-19 Vaccine	
Vaccines Administered	32,321
Vaccines Administered per 100K	109,603
One Dose:	13,238 (45% residents)
Fully Vaccinated:	12,203 (41% residents)



EPI SUMMARY: Data source Georgia DPH and SendSS. Cases include all confirmed and probable cases. Population data source Oasis, 2019. Time frame as of 11/06/2020 to 8/18/2022. Vaccines introduced 12/19/2020 – decline noted in cases after vaccine implementation. Vaccine data includes number of vaccines administered in each county in District 2 and vaccines administered per 100,000 (of the total county population). Vaccine data also shows number of one dose received and percentage of residents as well as 2 doses received, and percentage of residents vaccinated.

*Graph above shows weekly changes in COVID cases. The case rate reported in the graph is approximately half of the 14-day case rate.

*Vaccine graph shows percentage of individuals vaccinated by age group.

COVID-19 Community Levels – Use the Highest Level that Applies to Your Community				
New COVID-19 Cases Per 100,000 people in the past 7 days	Indicators	Low	Medium	High
Fewer than 200	New COVID-19 admissions per 100,000 population (7-day total)	<10.0	10.0-19.9	≥20.0
	Percent of staffed inpatient beds occupied by COVID-19 patients (7-day average)	<10.0%	10.0-14.9%	≥15.0%
200 or more	New COVID-19 admissions per 100,000 population (7-day total)	NA	<10.0	≥10.0
	Percent of staffed inpatient beds occupied by COVID-19 patients (7-day average)	NA	<10.0%	≥10.0%

For more information regarding Community Levels, please visit <https://www.cdc.gov/coronavirus/2019-ncov/science/community-levels.html>

Georgia Flu Surveillance Update: Week 32 (Ending August 13, 2022)

As of Week 32, Georgia flu activity is low=4 (on the scale of 1-13). Activity levels are based on the percent of outpatient visits in Georgia due to Influenza-like illness during this timeframe.

For the corresponding week, the percentage of outpatient visits for Influenza-like illness was 3.0%, the number of influenza-associated death was 0; the number of Metro Area Influenza Hospitalizations was unknown; and reported Influenza Outbreak was 0.

Getting the flu shot is the best thing you can do to protect yourself and others.

District 2 health departments have flu vaccines available. Please contact your local health department for information on how to get your Flu vaccine at http://phdistrict2.org/?page_id=597.

To learn more about how to protect yourself against flu, visit DPH website at <https://dph.georgia.gov/epidemiology/influenza/seasonal-flu-influenza> and CDC website at <https://www.cdc.gov/flu/>