



District 2 Public Health

Zachary Taylor, M.D., M.S., Health Director

1280 Athens Street • Gainesville, Georgia 30507

PH: 770-535-5743 • FAX: 770-535-5958 • www.phdistrict2.org

Banks, Dawson, Forsyth, Franklin, Habersham, Hall, Hart, Lumpkin, Rabun, Stephens, Towns, Union and White Counties

Date: June 20, 2022

District 2 Epidemiology Department

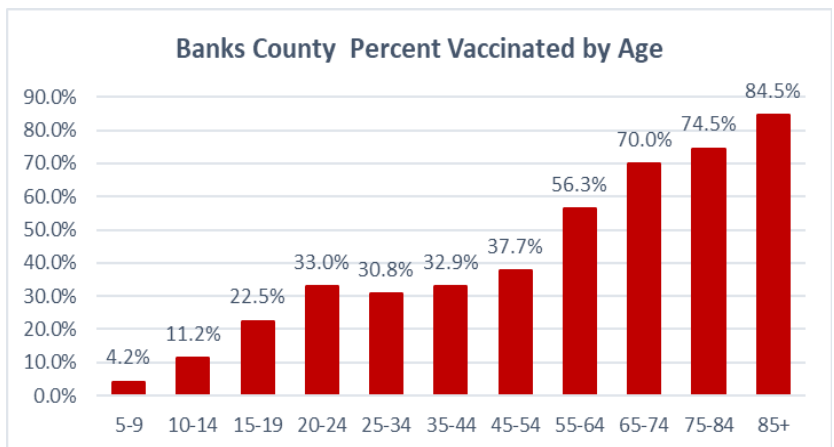
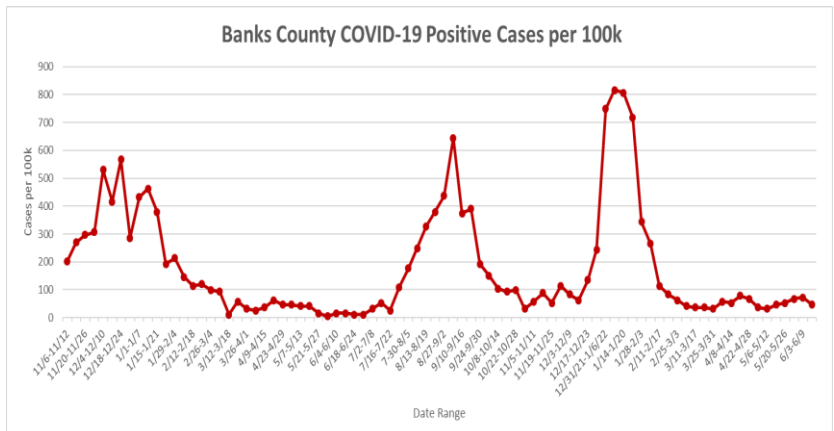
Marie Brown, MPH

Notifiable Disease Coordinator/ Epi lead

marie.brown@dph.ga.gov • PH: 770-519-7661

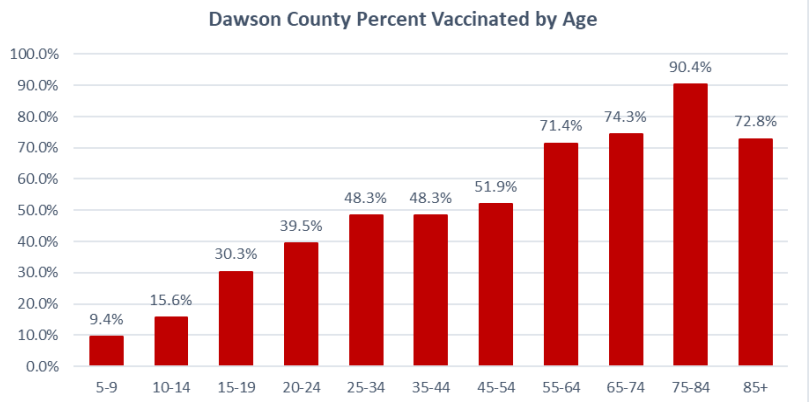
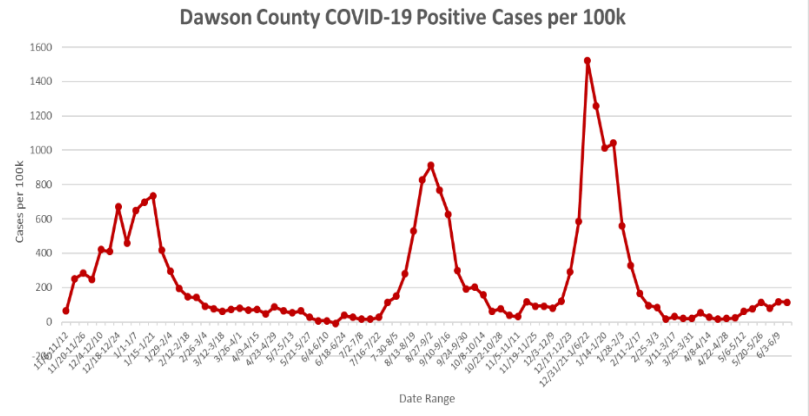
Banks County

COVID-19 Cases	
Community level Transmissibility	Low
Total Positive Cases	3,477
14 Day Case Rate (per 100K)	95
Percent Positive over last 2 weeks	10.5%
Total Hospitalizations	353
Total Deaths	88
COVID-19 Vaccine	
Vaccines Administered	15,781
Vaccines Administered per 100K	84,354
One Dose:	6,984 (37% residents)
Fully Vaccinated:	6,323 (34% residents)



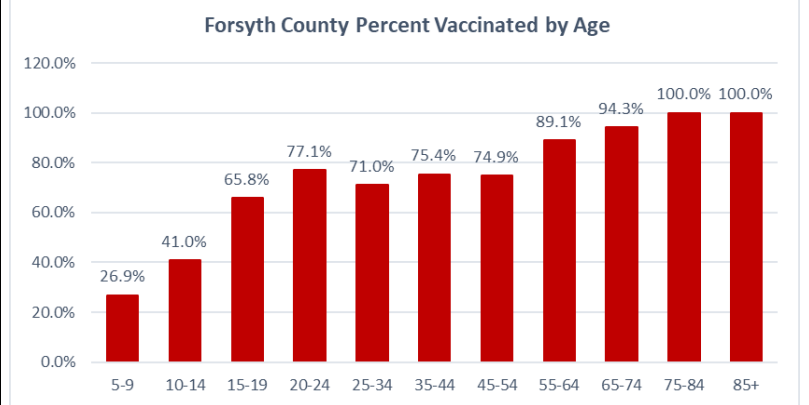
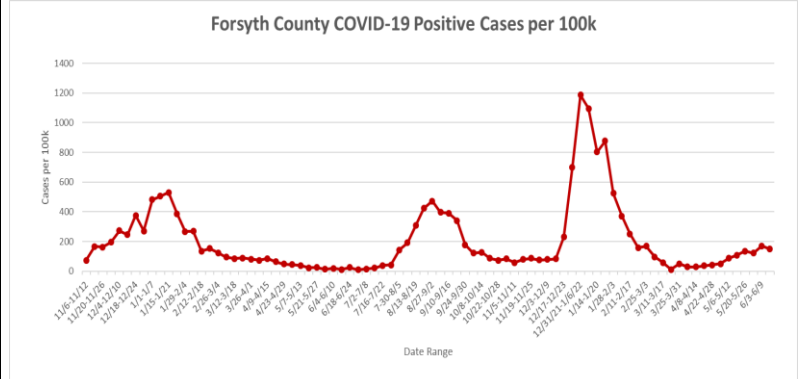
Dawson County

COVID-19 Cases	
Community level Transmissibility	Low
Total Positive Cases	6,316
14 Day Case Rate (per 100K)	233
Percent Positive over last 2 weeks	15.2%
Total Hospitalizations	403
Total Deaths	97
COVID-19 Vaccine	
Vaccines Administered	28,624
Vaccines Administered per 100K	116,661
One Dose:	12,269 (50% residents)
Fully Vaccinated:	11,261 (46% residents)



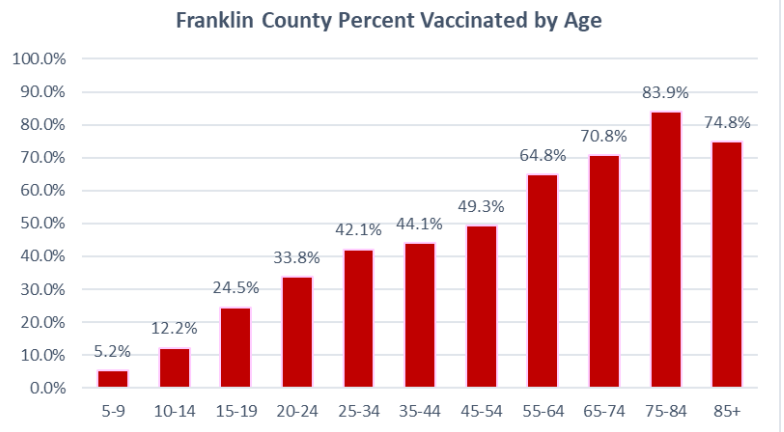
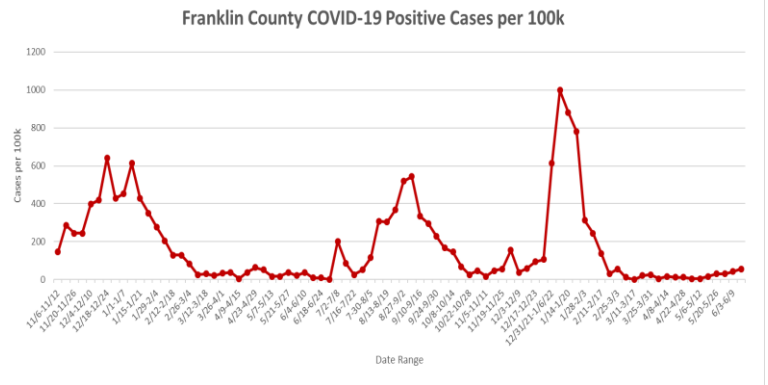
Forsyth County

COVID-19 Cases	
Community level Transmissibility	Low
Total Positive Cases	46,418
14 Day Case Rate (per 100K)	299
Percent Positive over last 2 weeks	16.8%
Total Hospitalizations	1,577
Total Deaths	386
COVID-19 Vaccine	
Vaccines Administered	370,045
Vaccines Administered per 100K	162,028
One Dose:	153,362 (67% residents)
Fully Vaccinated:	141,842 (62% residents)



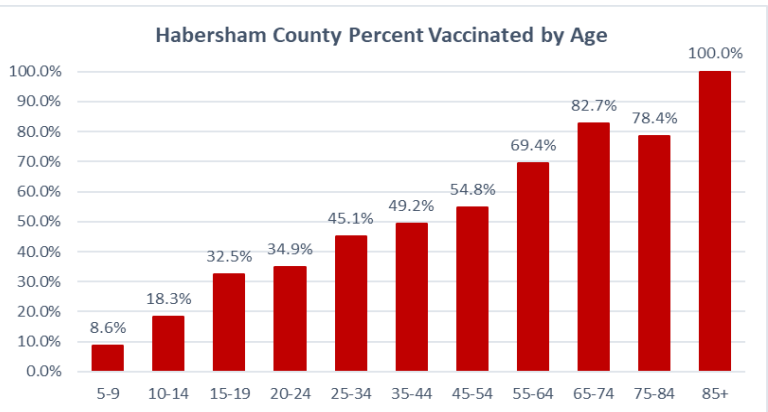
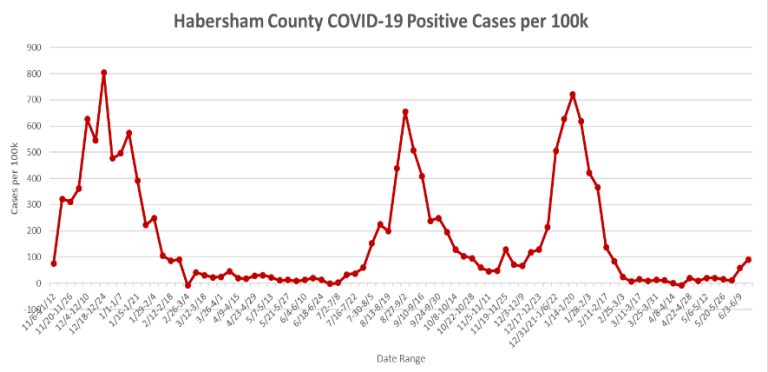
Franklin County

COVID-19 Cases	
Community level Transmissibility	Low
Total Positive Cases	4,430
14 Day Case Rate (per 100K)	103
Percent Positive over last 2 weeks	19.2%
Total Hospitalizations	271
Total Deaths	81
COVID-19 Vaccine	
Vaccines Administered	22,873
Vaccines Administered per 100K	100,469
One Dose:	10,098 (44% residents)
Fully Vaccinated:	9,164 (40% residents)



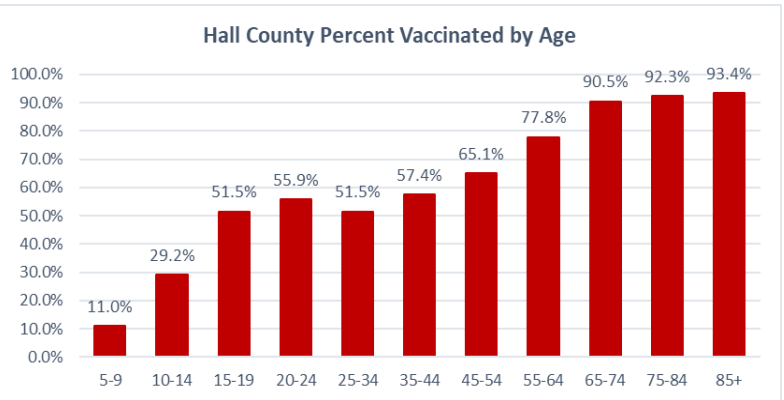
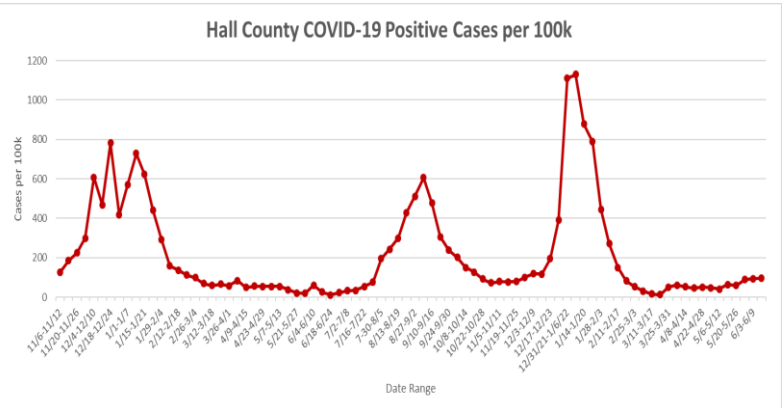
Habersham County

COVID-19 Cases	
Community level Transmissibility	Low
Total Positive Cases	8,503
14 Day Case Rate (per 100K)	151
Percent Positive over last 2 weeks	21.1%
Total Hospitalizations	729
Total Deaths	240
COVID-19 Vaccine	
Vaccines Administered	49,693
Vaccines Administered per 100K	111,354
One Dose:	21,844 (49% residents)
Fully Vaccinated:	19,965 (45% residents)



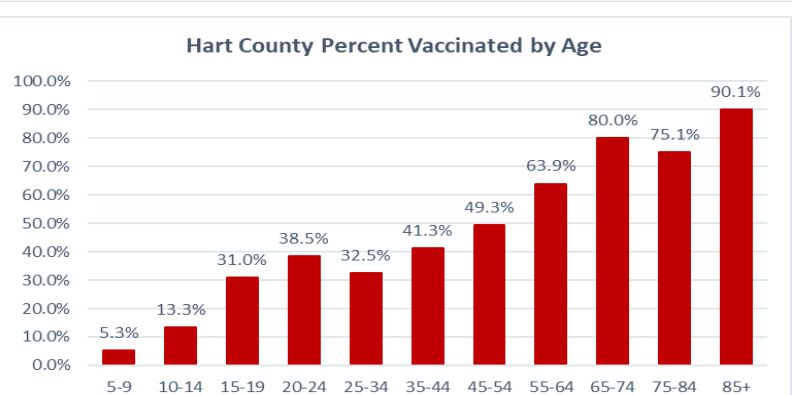
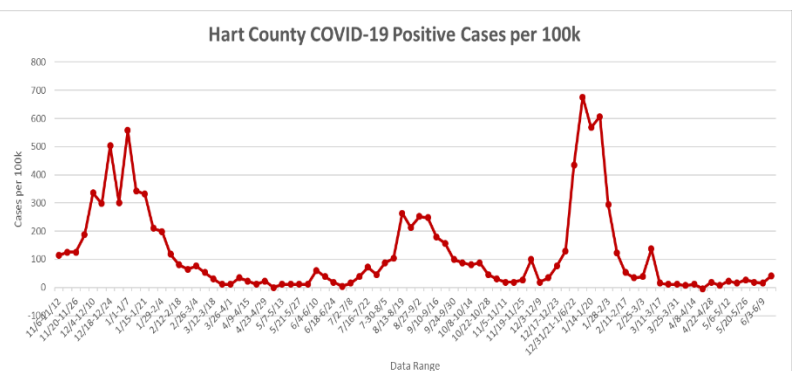
Hall County

COVID-19 Cases	
Community level Transmissibility	Low
Total Positive Cases	48,099
14 Day Case Rate (per 100K)	178
Percent Positive over last 2 weeks	19.1%
Total Hospitalizations	3,615
Total Deaths	803
COVID-19 Vaccine	
Vaccines Administered	252,421
Vaccines Administered per 100K	127,057
One Dose:	109,949 (55% residents)
Fully Vaccinated:	100,242 (50% residents)



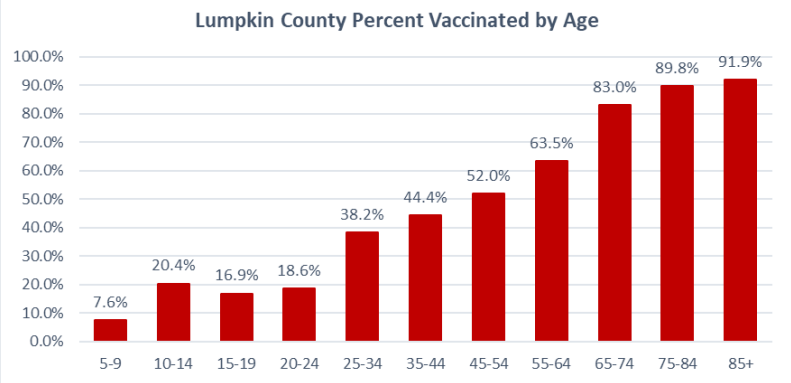
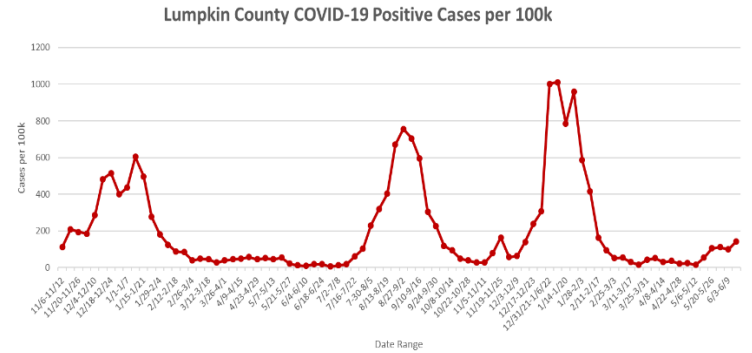
Hart County

COVID-19 Cases	
Community level Transmissibility	Low
Total Positive Cases	3,248
14 Day Case Rate (per 100K)	61
Percent Positive over last 2 weeks	9.3%
Total Hospitalizations	211
Total Deaths	64
COVID-19 Vaccine	
Vaccines Administered	27,663
Vaccines Administered per 100K	107,333
One Dose:	11,866 (46% residents)
Fully Vaccinated:	10,790 (42% residents)



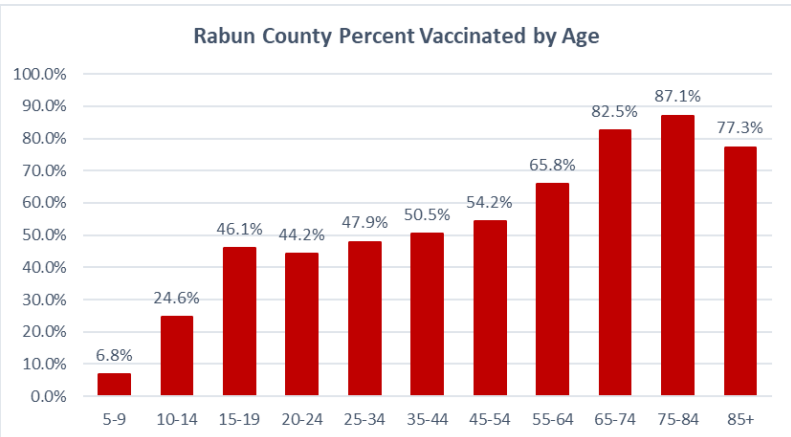
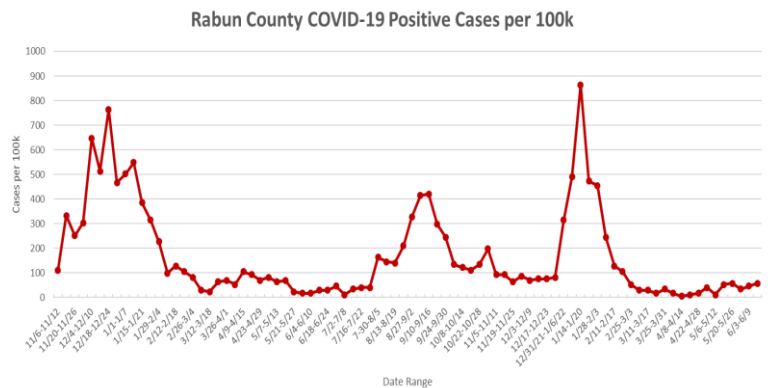
Lumpkin County

COVID-19 Cases	
Community level Transmissibility	Low
Total Positive Cases	6,785
14 Day Case Rate (per 100K)	254
Percent Positive over last 2 weeks	23.4%
Total Hospitalizations	501
Total Deaths	112
COVID-19 Vaccine	
Vaccines Administered	33,132
Vaccines Administered per 100K	102,252
One Dose:	13,934 (43% residents)
Fully Vaccinated:	12,731 (39% residents)



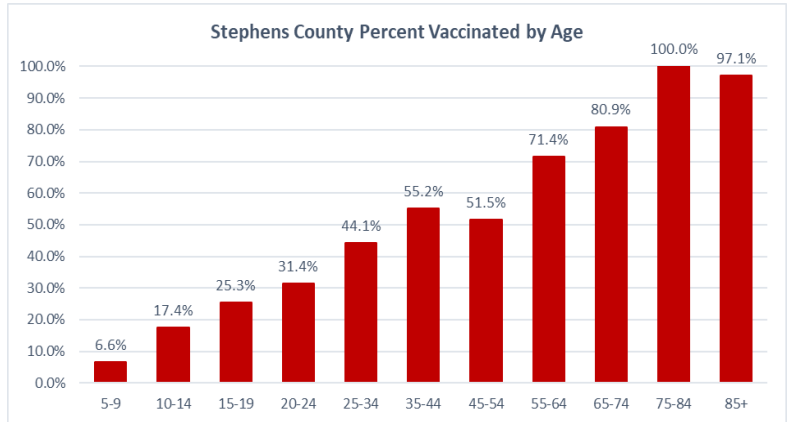
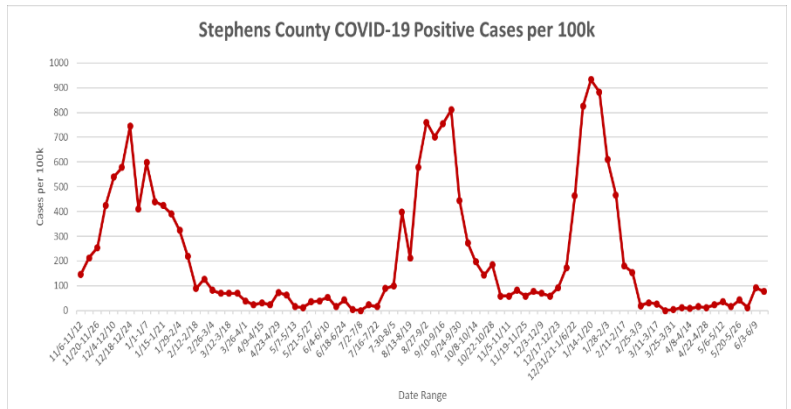
Rabun County

COVID-19 Cases	
Community level Transmissibility	Low
Total Positive Cases	2,863
14 Day Case Rate (per 100K)	100
Percent Positive over last 2 weeks	7.8%
Total Hospitalizations	259
Total Deaths	83
COVID-19 Vaccine	
Vaccines Administered	22,825
Vaccines Administered per 100K	137,128
One Dose:	9,340 (56% residents)
Fully Vaccinated:	8,513 (51% residents)



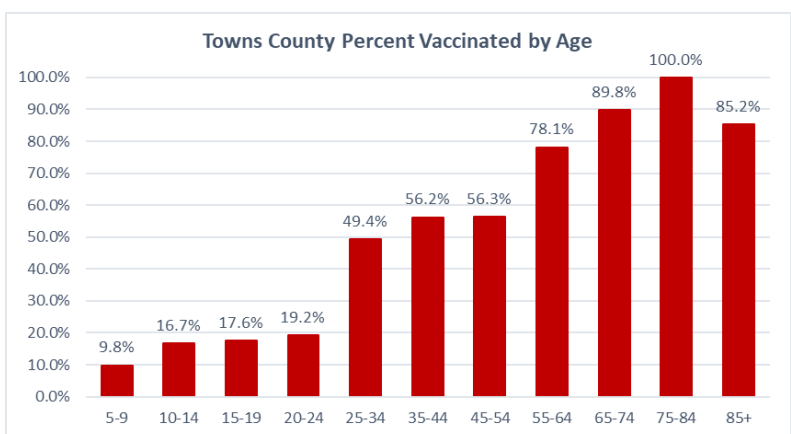
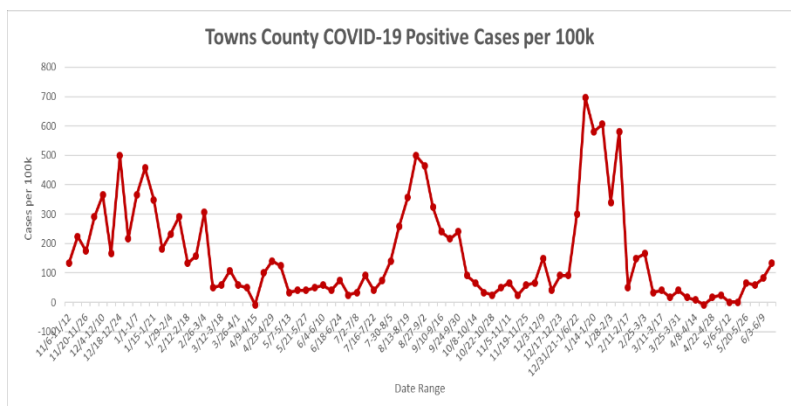
Stephens County

COVID-19 Cases	
Community level Transmissibility	Low
Total Positive Cases	5,985
14 Day Case Rate (per 100K)	156
Percent Positive over last 2 weeks	21.2%
Total Hospitalizations	397
Total Deaths	136
COVID-19 Vaccine	
Vaccines Administered	30,127
Vaccines Administered per 100K	116,998
One Dose:	12,819 (50% residents)
Fully Vaccinated:	11,727 (46% residents)



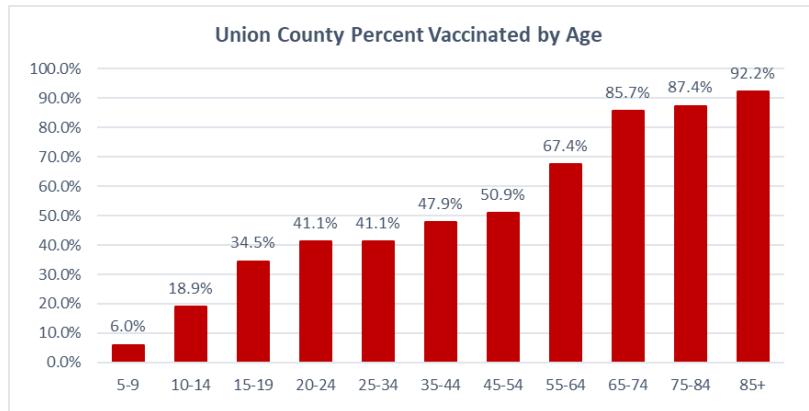
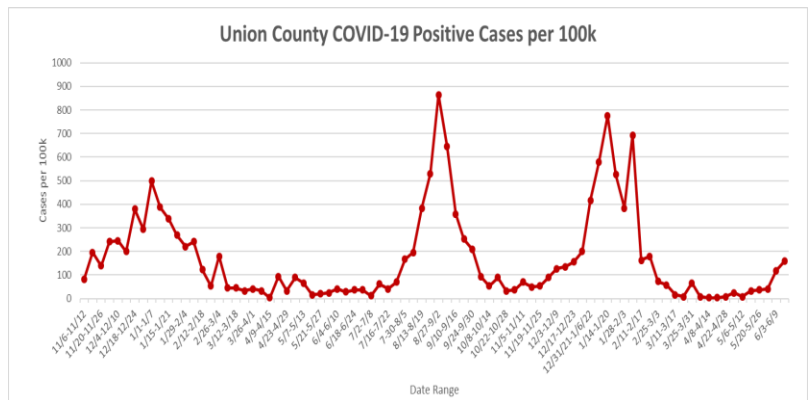
Towns County

COVID-19 Cases	
Community level Transmissibility	Low
Total Positive Cases	2,091
14 Day Case Rate (per 100K)	175
Percent Positive over last 2 weeks	30.8%
Total Hospitalizations	214
Total Deaths	89
COVID-19 Vaccine	
Vaccines Administered	17,412
Vaccines Administered per 100K	149,883
One Dose:	7,038 (61% residents)
Fully Vaccinated:	6,466 (56% residents)



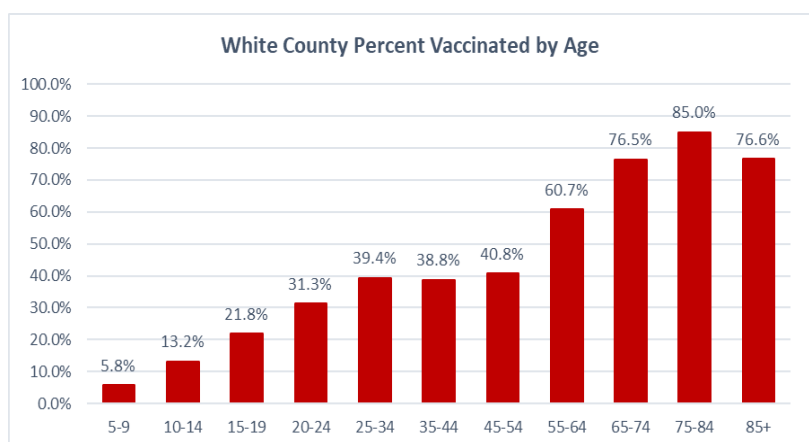
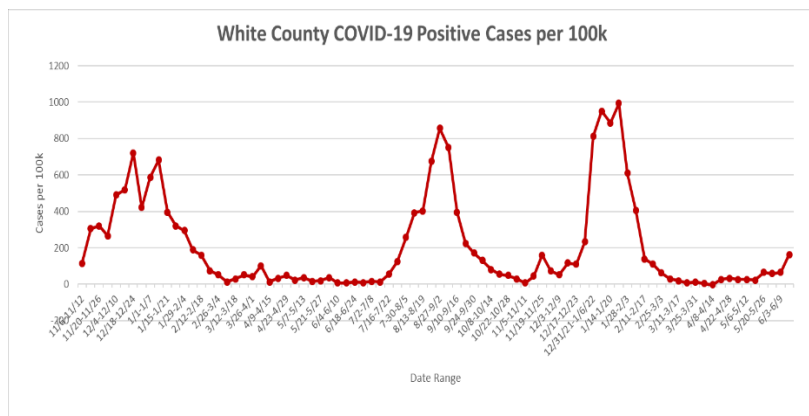
Union County

COVID-19 Cases	
Community level Transmissibility	Low
Total Positive Cases	4,407
14 Day Case Rate (per 100K)	245
Percent Positive over last 2 weeks	25.7%
Total Hospitalizations	410
Total Deaths	142
COVID-19 Vaccine	
Vaccines Administered	32,776
Vaccines Administered per 100K	140,742
One Dose:	13,355 (57% residents)
Fully Vaccinated:	12,286 (53% residents)



White County

COVID-19 Cases	
Community level Transmissibility	Low
Total Positive Cases	6,405
14 Day Case Rate (per 100K)	205
Percent Positive over last 2 weeks	22.7%
Total Hospitalizations	483
Total Deaths	143
COVID-19 Vaccine	
Vaccines Administered	31,502
Vaccines Administered per 100K	106,826
One Dose:	13,143 (45% residents)
Fully Vaccinated:	12,099 (41% residents)



EPI SUMMARY: Data source Georgia DPH and SendSS. Cases include all confirmed and probable cases. Population data source Oasis, 2019. Time frame as of 11/06/2020 to 6/16/2022. Vaccines introduced 12/19/2020 – decline noted in cases after vaccine implementation. Vaccine data includes number of vaccines administered in each county in District 2 and vaccines administered per 100,000 (of the total county population). Vaccine data also shows number of one dose received and percentage of residents as well as 2 doses received, and percentage of residents vaccinated.

*Graph above shows weekly changes in COVID cases. The case rate reported in the graph is approximately half of the 14-day case rate.

*Vaccine graph shows percentage of individuals vaccinated by age group.

COVID-19 Community Levels – Use the Highest Level that Applies to Your Community				
New COVID-19 Cases Per 100,000 people in the past 7 days	Indicators	Low	Medium	High
Fewer than 200	New COVID-19 admissions per 100,000 population (7-day total)	<10.0	10.0-19.9	≥20.0
	Percent of staffed inpatient beds occupied by COVID-19 patients (7-day average)	<10.0%	10.0-14.9%	≥15.0%
200 or more	New COVID-19 admissions per 100,000 population (7-day total)	NA	<10.0	≥10.0
	Percent of staffed inpatient beds occupied by COVID-19 patients (7-day average)	NA	<10.0%	≥10.0%

For more information regarding Community Levels, please visit <https://www.cdc.gov/coronavirus/2019-ncov/science/community-levels.html>

Georgia Flu Surveillance Update: Week 23 (Ending June 11, 2022)

As of Week 23, Georgia flu activity indicator data was not available yet. Activity levels are based on the percent of outpatient visits in Georgia due to Influenza-like illness during this timeframe.

For the corresponding week, the percentage of outpatient visits for Influenza-like Illness was 2.3%, the number of influenza-associated death was 0; the number of Metro Area Influenza Hospitalizations was 11; and reported Influenza Outbreak was 3.

Getting the flu shot is the best thing you can do to protect yourself and others.

District 2 health departments have flu vaccines available. Please contact your local health department for information on how to get your Flu vaccine at http://phdistrict2.org/?page_id=597.

To learn more about how to protect yourself against flu, visit DPH website at <https://dph.georgia.gov/epidemiology/influenza/seasonal-flu-influenza> and CDC website at <https://www.cdc.gov/flu/>