



## District 2 Public Health

Zachary Taylor, M.D., M.S., Health Director

1280 Athens Street • Gainesville, Georgia 30507

PH: 770-535-5743 • FAX: 770-535-5958 • [www.phdistrict2.org](http://www.phdistrict2.org)

Banks, Dawson, Forsyth, Franklin, Habersham, Hall, Hart, Lumpkin, Rabun, Stephens, Towns, Union and White Counties

Date: May 9, 2022

District 2 Epidemiology Department

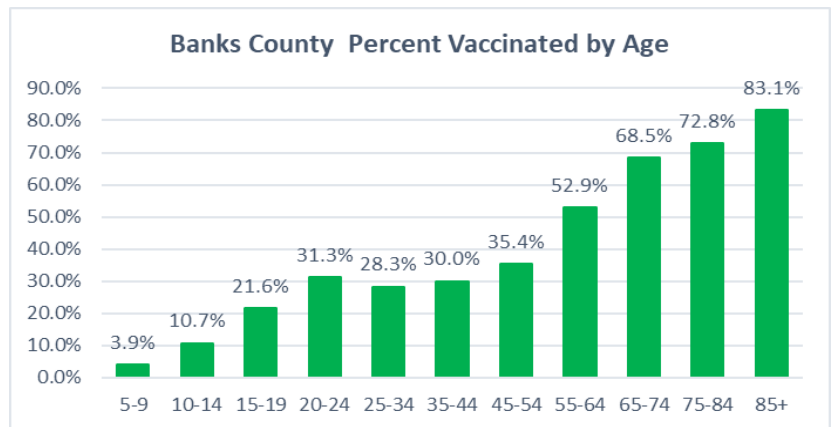
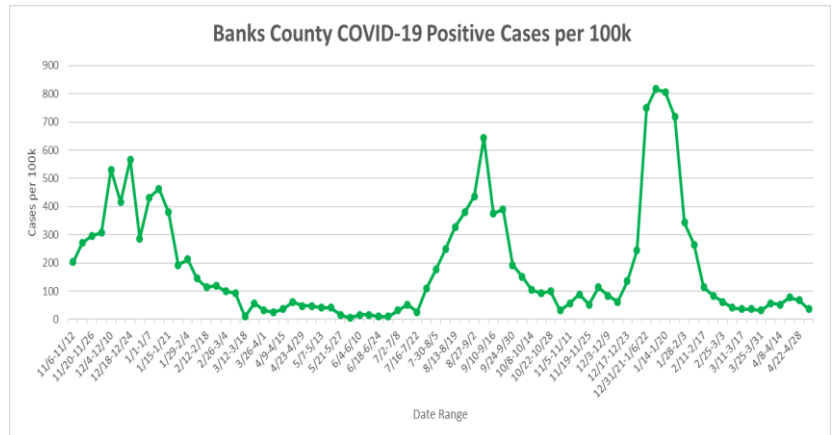
Marie Brown, MPH

Notifiable Disease Coordinator/ Epi lead

[marie.brown@dph.ga.gov](mailto:marie.brown@dph.ga.gov) • PH: 770-519-7661

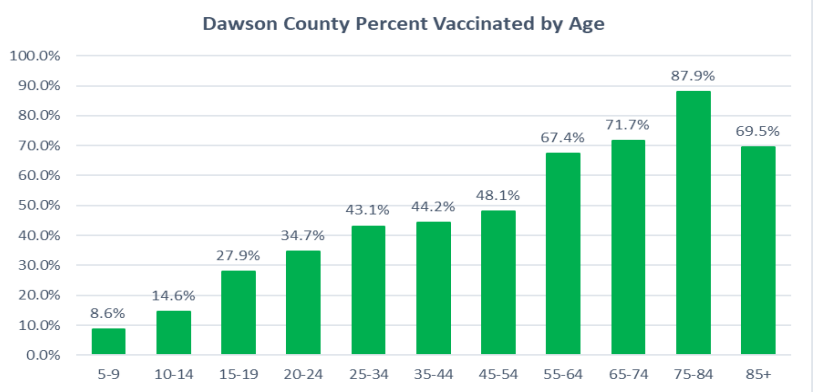
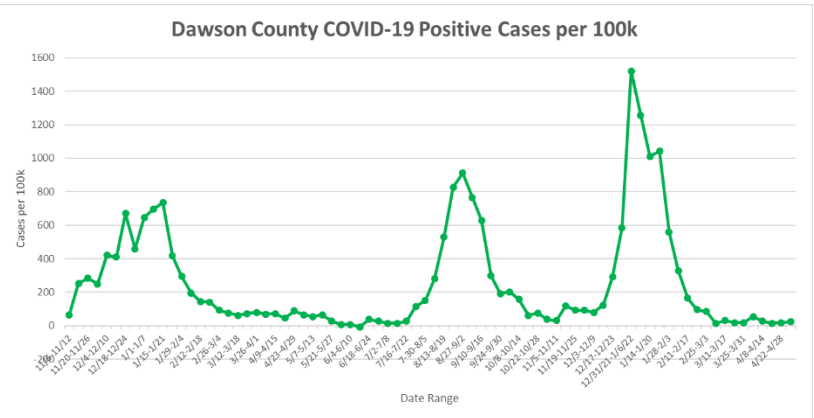
### Banks County

COVID-19 Cases	
Community level Transmissibility	Low
Total Positive Cases	3,416
14 Day Case Rate (per 100K)	N/A
Percent Positive over last 2 weeks	1.1%
Total Hospitalizations	348
Total Deaths	85
COVID-19 Vaccine	
Vaccines Administered	14,965
Vaccines Administered per 100K	79,992
One Dose:	6,622 (35% residents)
Fully Vaccinated:	6,059 (32% residents)



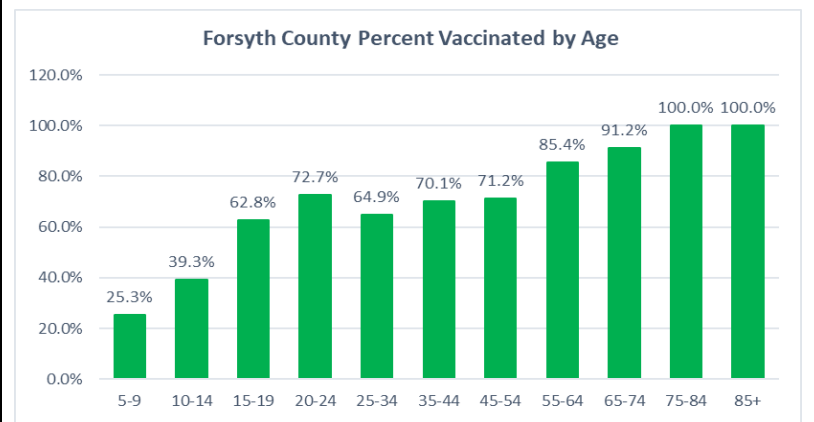
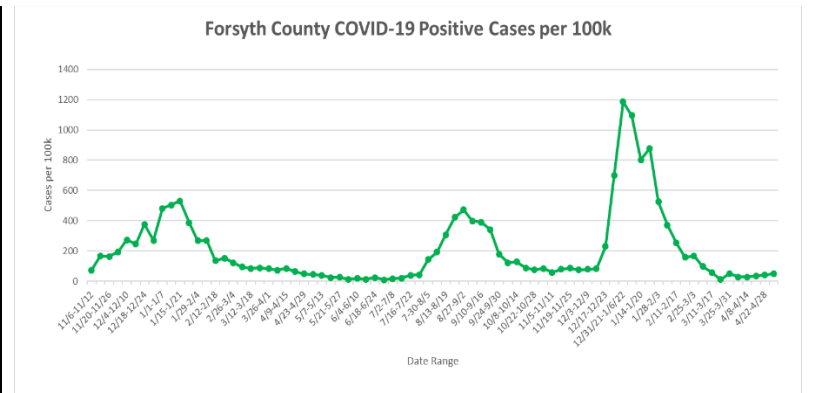
## Dawson County

COVID-19 Cases	
Community level Transmissibility	Low
Total Positive Cases	6,171
14 Day Case Rate (per 100K)	33
Percent Positive over last 2 weeks	2.8%
Total Hospitalizations	397
Total Deaths	97
COVID-19 Vaccine	
Vaccines Administered	26,766
Vaccines Administered per 100K	109,088
One Dose:	11,472 (47% residents)
Fully Vaccinated:	10,671 (43% residents)



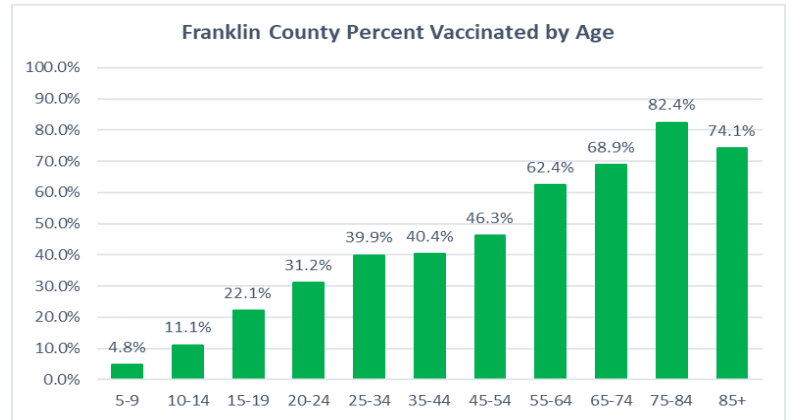
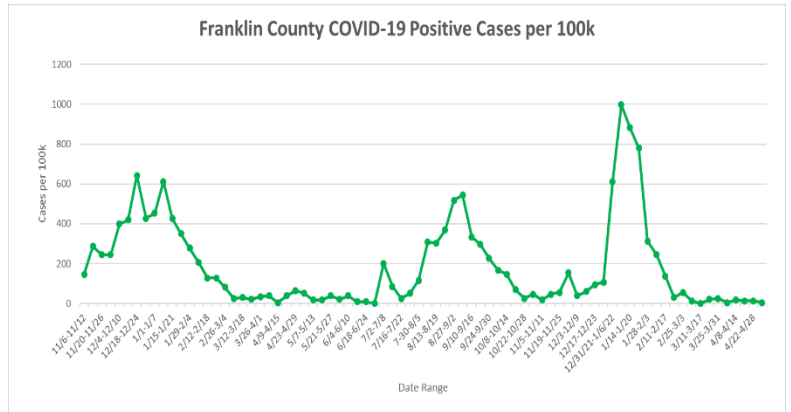
## Forsyth County

COVID-19 Cases	
Community level Transmissibility	Low
Total Positive Cases	44,569
14 Day Case Rate (per 100K)	91
Percent Positive over last 2 weeks	8.5%
Total Hospitalizations	1,551
Total Deaths	381
COVID-19 Vaccine	
Vaccines Administered	350,297
Vaccines Administered per 100K	153,381
One Dose:	145,340 (64% residents)
Fully Vaccinated:	136,657 (60% residents)



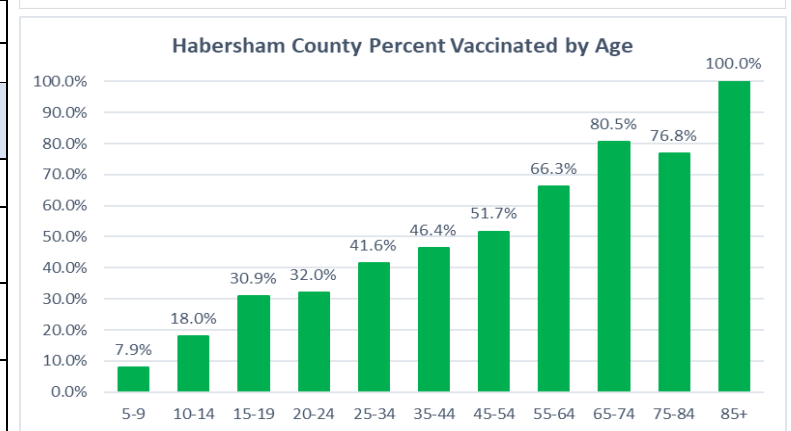
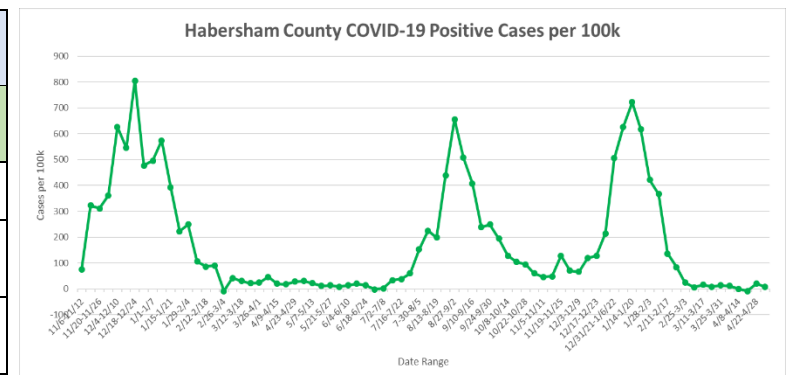
## Franklin County

COVID-19 Cases	
Community level Transmissibility	Low
Total Positive Cases	4,391
14 Day Case Rate (per 100K)	N/A
Percent Positive over last 2 weeks	2.1%
Total Hospitalizations	265
Total Deaths	80
COVID-19 Vaccine	
Vaccines Administered	21,770
Vaccines Administered per 100K	95,625
One Dose:	9,614 (42% residents)
Fully Vaccinated:	8,821 (39% residents)



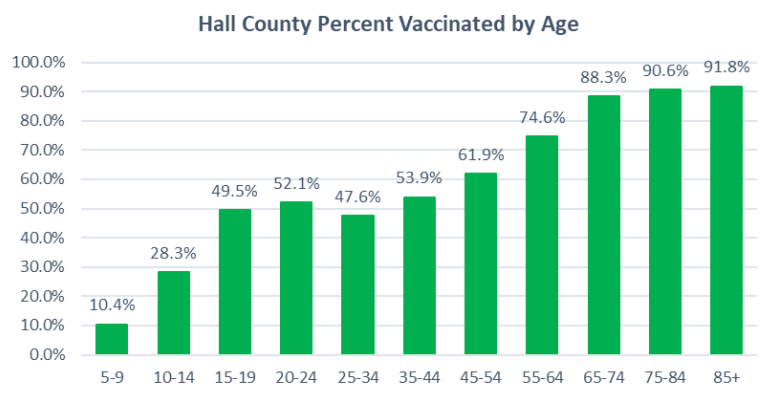
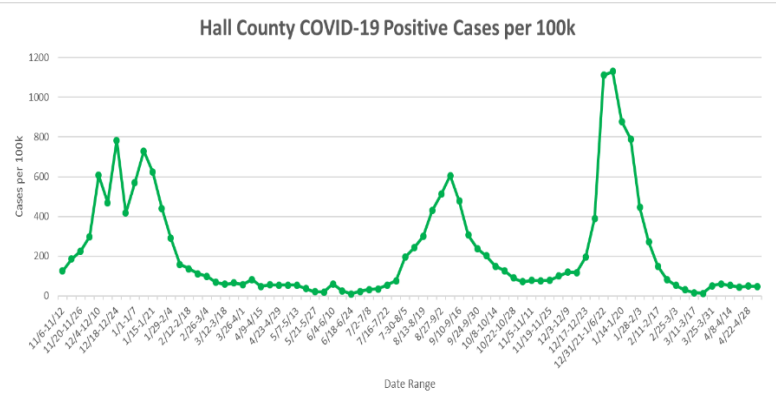
## Habersham County

COVID-19 Cases	
Community level Transmissibility	Low
Total Positive Cases	8,410
14 Day Case Rate (per 100K)	20
Percent Positive over last 2 weeks	2.7%
Total Hospitalizations	722
Total Deaths	240
COVID-19 Vaccine	
Vaccines Administered	47,341
Vaccines Administered per 100K	106,083
One Dose:	20,836 (47% residents)
Fully Vaccinated:	19,230 (43% residents)



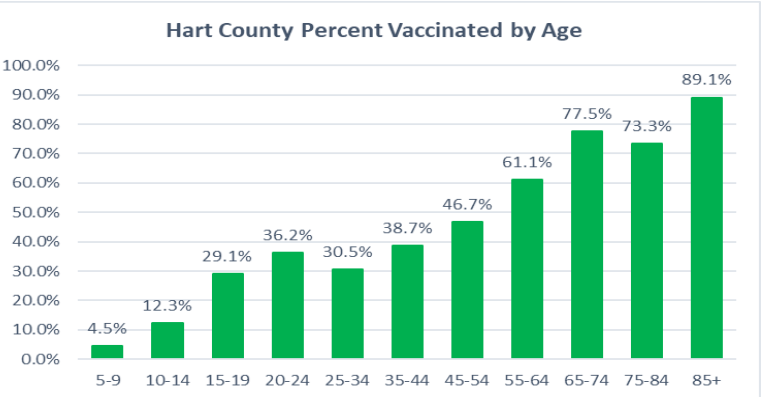
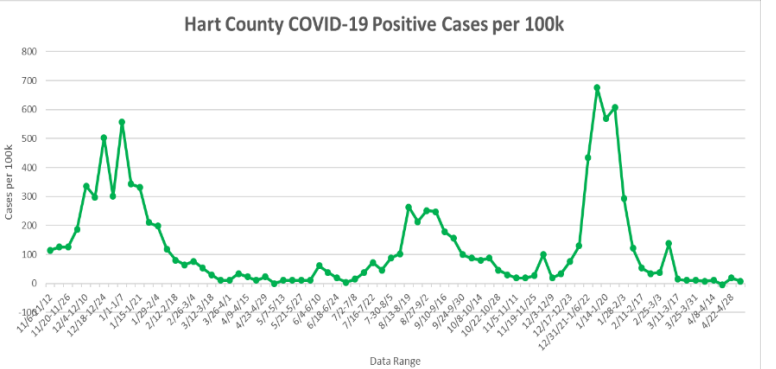
## Hall County

COVID-19 Cases	
Community level Transmissibility	Low
Total Positive Cases	47,206
14 Day Case Rate (per 100K)	56
Percent Positive over last 2 weeks	7.3%
Total Hospitalizations	3,578
Total Deaths	796
COVID-19 Vaccine	
Vaccines Administered	240,107
Vaccines Administered per 100K	120,859
One Dose:	104,842 (53% residents)
Fully Vaccinated:	96,809 (49% residents)



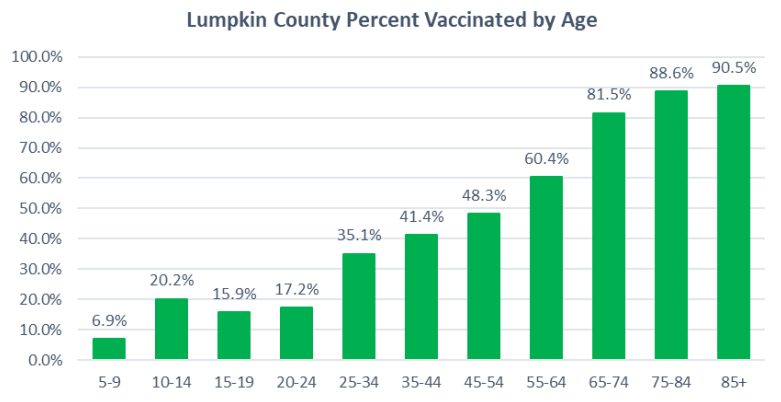
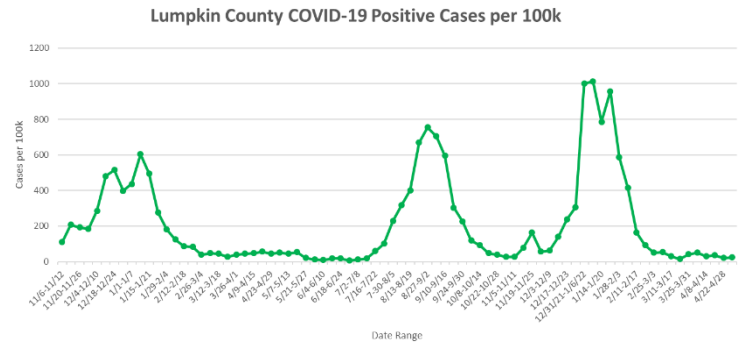
## Hart County

COVID-19 Cases	
Community level Transmissibility	Low
Total Positive Cases	3,212
14 Day Case Rate (per 100K)	N/A
Percent Positive over last 2 weeks	3.4%
Total Hospitalizations	206
Total Deaths	61
COVID-19 Vaccine	
Vaccines Administered	26,331
Vaccines Administered per 100K	102,165
One Dose:	11,337 (44% residents)
Fully Vaccinated:	10,432 (40% residents)



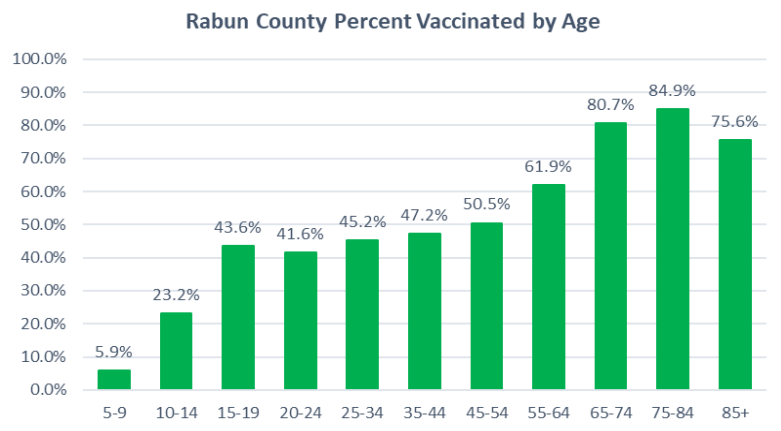
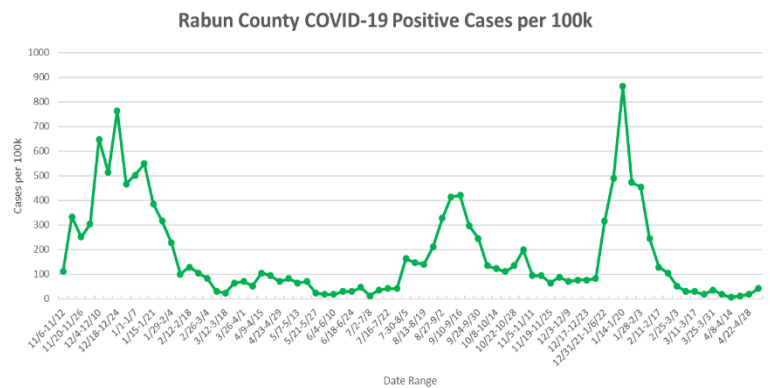
## Lumpkin County

COVID-19 Cases	
Community level Transmissibility	Low
Total Positive Cases	6,613
14 Day Case Rate (per 100K)	36
Percent Positive over last 2 weeks	7.0%
Total Hospitalizations	489
Total Deaths	112
COVID-19 Vaccine	
Vaccines Administered	31,364
Vaccines Administered per 100K	96,796
One Dose:	13,270 (41% residents)
Fully Vaccinated:	12,258 (38% residents)



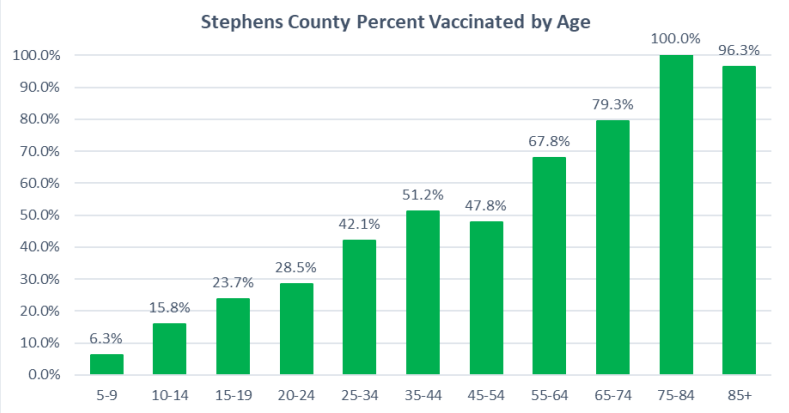
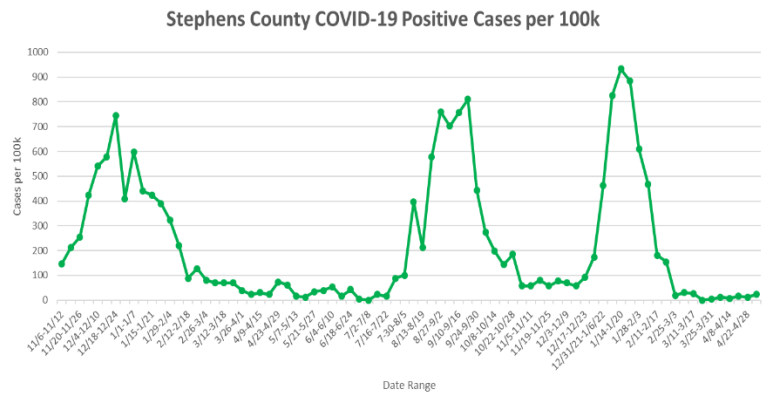
## Rabun County

COVID-19 Cases	
Community level Transmissibility	Low
Total Positive Cases	2,819
14 Day Case Rate (per 100K)	47
Percent Positive over last 2 weeks	10.0%
Total Hospitalizations	257
Total Deaths	80
COVID-19 Vaccine	
Vaccines Administered	21,682
Vaccines Administered per 100K	130,261
One Dose:	8,910 (54% residents)
Fully Vaccinated:	8,257 (50% residents)



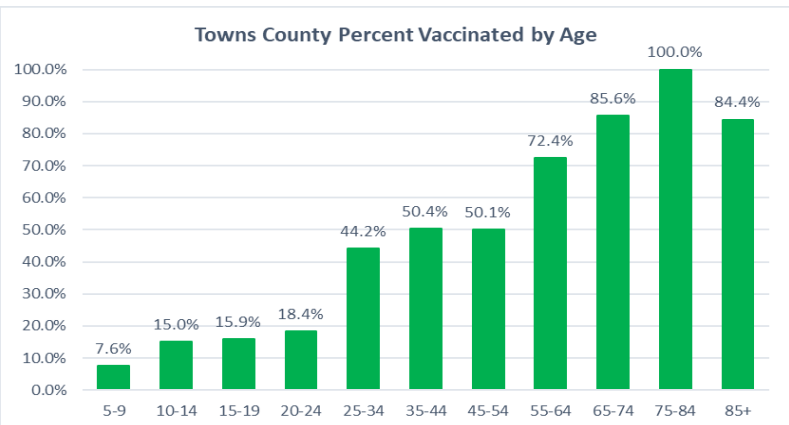
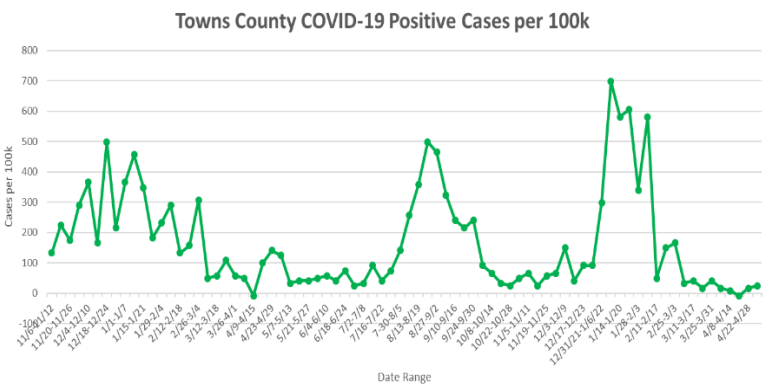
## Stephens County

COVID-19 Cases	
Community level Transmissibility	Low
Total Positive Cases	5,912
14 Day Case Rate (per 100K)	N/A
Percent Positive over last 2 weeks	4.5%
Total Hospitalizations	392
Total Deaths	132
COVID-19 Vaccine	
Vaccines Administered	28,521
Vaccines Administered per 100K	110,761
One Dose:	12,221 (47% residents)
Fully Vaccinated:	11,284 (44% residents)



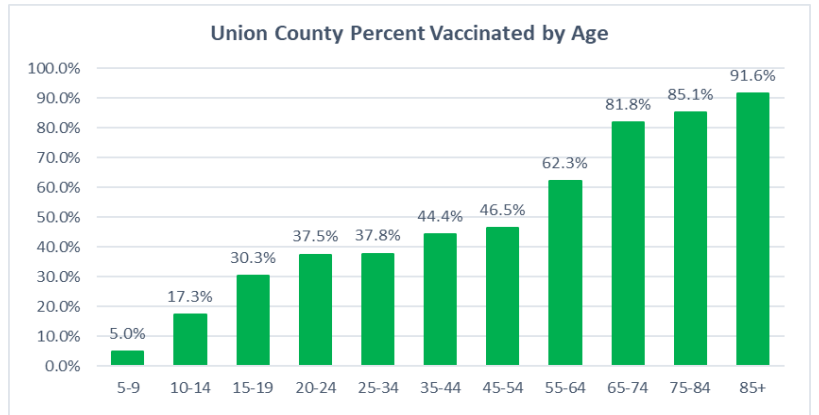
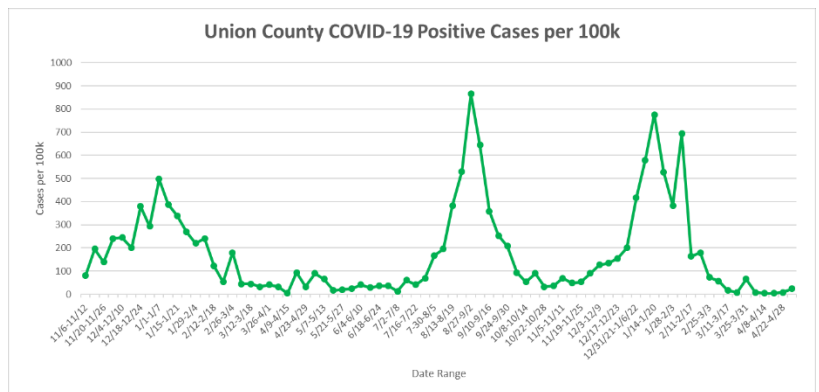
## Towns County

COVID-19 Cases	
Community level Transmissibility	Low
Total Positive Cases	2,053
14 Day Case Rate (per 100K)	N/A
Percent Positive over last 2 weeks	2.1%
Total Hospitalizations	209
Total Deaths	89
COVID-19 Vaccine	
Vaccines Administered	16,381
Vaccines Administered per 100K	141,008
One Dose:	6,620 (57% residents)
Fully Vaccinated:	6,177 (53% residents)



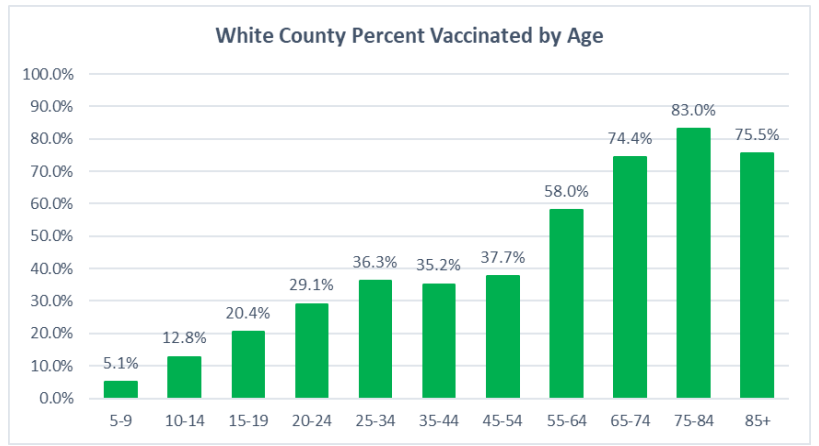
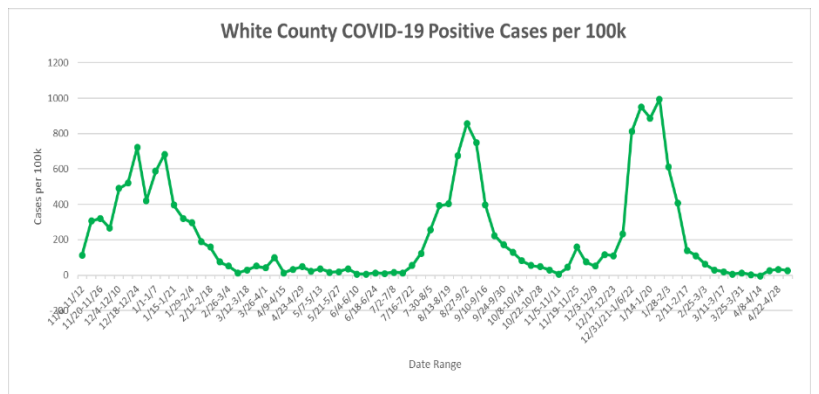
## Union County

COVID-19 Cases	
Community level Transmissibility	Low
Total Positive Cases	4,317
14 Day Case Rate (per 100K)	36
Percent Positive over last 2 weeks	4.7%
Total Hospitalizations	406
Total Deaths	142
COVID-19 Vaccine	
Vaccines Administered	30,835
Vaccines Administered per 100K	132,407
One Dose:	12,561 (54% residents)
Fully Vaccinated:	11,780 (51% residents)



## White County

COVID-19 Cases	
Community level Transmissibility	Low
Total Positive Cases	6,289
14 Day Case Rate (per 100K)	57
Percent Positive over last 2 weeks	8.2%
Total Hospitalizations	477
Total Deaths	143
COVID-19 Vaccine	
Vaccines Administered	29,759
Vaccines Administered per 100K	100,915
One Dose:	12,486 (42% residents)
Fully Vaccinated:	11,593 (39% residents)





EPI SUMMARY: Data source Georgia DPH and SendSS. Cases include all confirmed and probable cases. Population data source Oasis, 2019. Time frame as of 11/06/2020 to 5/5/2022. Vaccines introduced 12/19/2020 – decline noted in cases after vaccine implementation. Vaccine data includes number of vaccines administered in each county in District 2 and vaccines administered per 100,000 (of the total county population). Vaccine data also shows number of one dose received and percentage of residents as well as 2 doses received, and percentage of residents vaccinated.

\*Graph above shows weekly changes in COVID cases. The case rate reported in the graph is approximately half of the 14-day case rate.

\*Vaccine graph shows percentage of individuals vaccinated by age group.

COVID-19 Community Levels – Use the Highest Level that Applies to Your Community				
New COVID-19 Cases Per 100,000 people in the past 7 days	Indicators	Low	Medium	High
Fewer than 200	New COVID-19 admissions per 100,000 population (7-day total)	<10.0	10.0-19.9	≥20.0
	Percent of staffed inpatient beds occupied by COVID-19 patients (7-day average)	<10.0%	10.0-14.9%	≥15.0%
200 or more	New COVID-19 admissions per 100,000 population (7-day total)	NA	<10.0	≥10.0
	Percent of staffed inpatient beds occupied by COVID-19 patients (7-day average)	NA	<10.0%	≥10.0%

For more information regarding Community Levels, please visit <https://www.cdc.gov/coronavirus/2019-ncov/science/community-levels.html>

## Georgia Flu Surveillance Update: Week 17 (Ending April 30, 2022)

As of Week 17, Georgia flu activity is minimal= 2 (on the scale of 1-13). Activity levels are based on the percent of outpatient visits in Georgia due to Influenza-like illness during this timeframe.

For the corresponding week, the percentage of outpatient visits for Influenza-like Illness was 2.1%, the number of influenza-associated death was 0; the number of Metro Area Influenza Hospitalizations was 11; and reported Influenza Outbreak was 2.

### Getting the flu shot is the best thing you can do to protect yourself and others.

District 2 health departments have flu vaccines available. Please contact your local health department for information on how to get your Flu vaccine at [http://phdistrict2.org/?page\\_id=597](http://phdistrict2.org/?page_id=597).

To learn more about how to protect yourself against flu, visit DPH website at <https://dph.georgia.gov/epidemiology/influenza/seasonal-flu-influenza> and CDC website at <https://www.cdc.gov/flu/>