



District 2 Public Health

Zachary Taylor, M.D., M.S., Health Director

1280 Athens Street • Gainesville, Georgia 30507

PH: 770-535-5743 • FAX: 770-535-5958 • www.phdistrict2.org

Banks, Dawson, Forsyth, Franklin, Habersham, Hall, Hart, Lumpkin, Rabun, Stephens, Towns, Union and White Counties

Date: May 23, 2022

District 2 Epidemiology Department

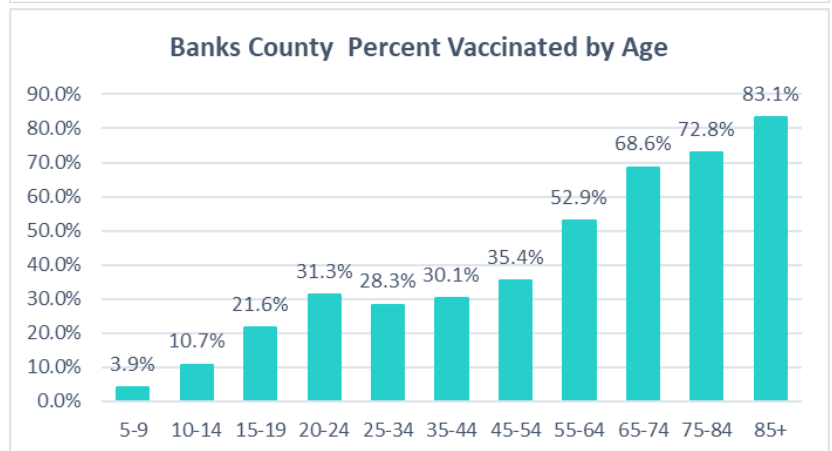
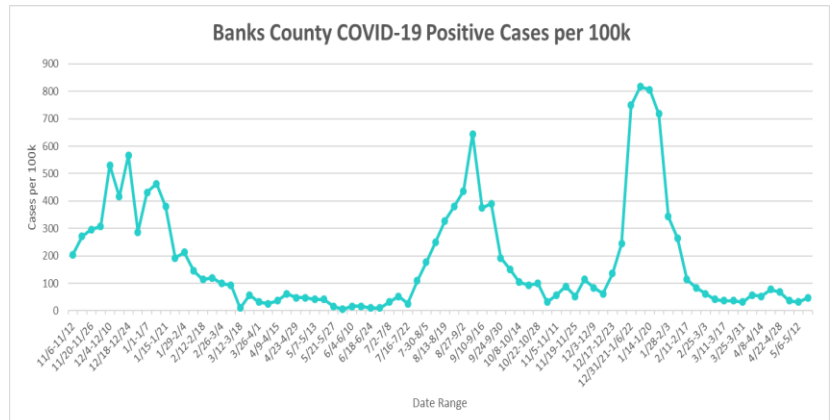
Marie Brown, MPH

Notifiable Disease Coordinator/ Epi lead

marie.brown@dph.ga.gov • PH: 770-519-7661

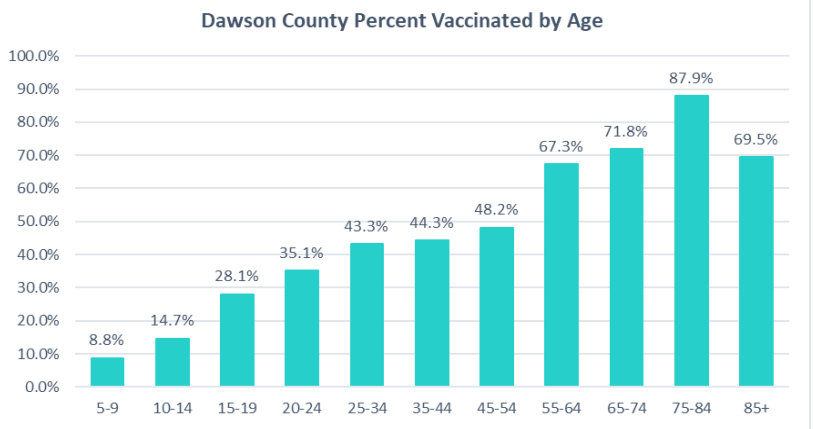
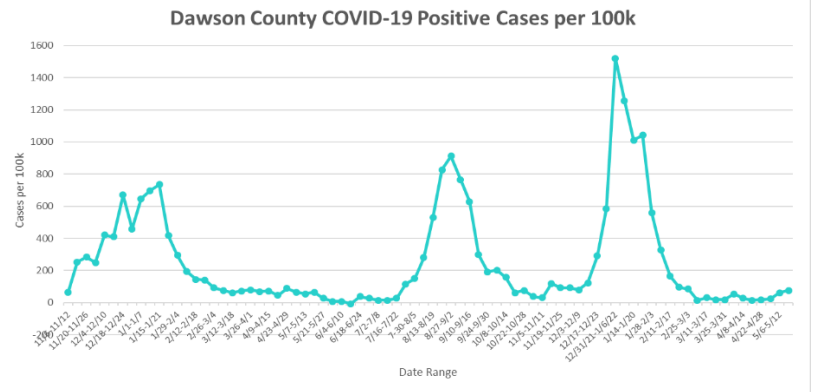
Banks County

COVID-19 Cases	
Community level Transmissibility	Low
Total Positive Cases	3,432
14 Day Case Rate (per 100K)	45
Percent Positive over last 2 weeks	12.4%
Total Hospitalizations	348
Total Deaths	85
COVID-19 Vaccine	
Vaccines Administered	15,055
Vaccines Administered per 100K	80,473
One Dose:	6,630 (35% residents)
Fully Vaccinated:	6,065 (32% residents)



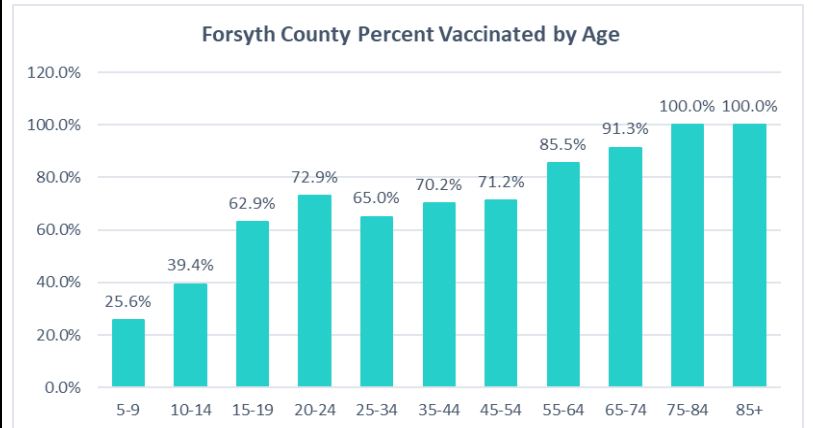
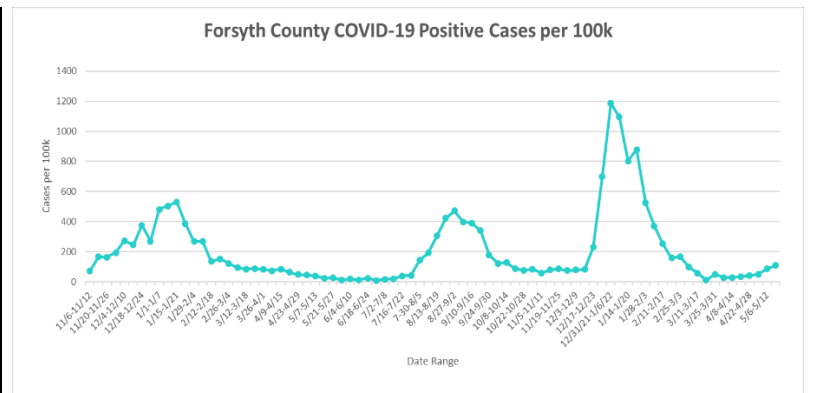
Dawson County

COVID-19 Cases	
Community level Transmissibility	Low
Total Positive Cases	6,204
14 Day Case Rate (per 100K)	118
Percent Positive over last 2 weeks	10.3%
Total Hospitalizations	401
Total Deaths	97
COVID-19 Vaccine	
Vaccines Administered	26,999
Vaccines Administered per 100K	110,038
One Dose:	11,496 (47% residents)
Fully Vaccinated:	10,702 (44% residents)



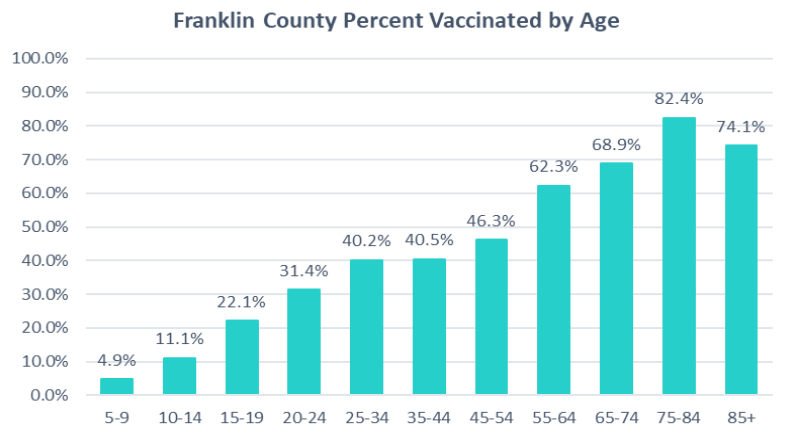
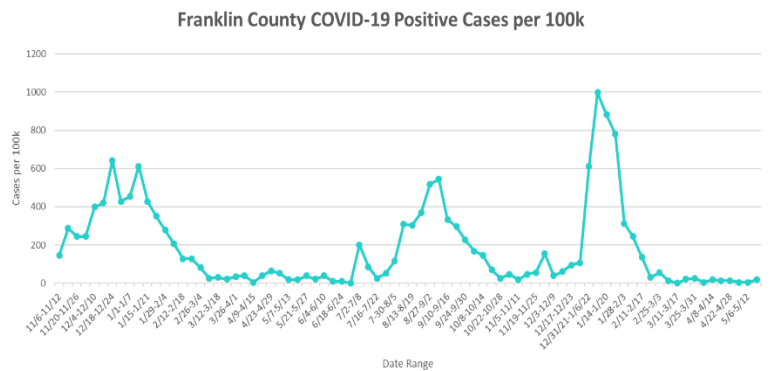
Forsyth County

COVID-19 Cases	
Community level Transmissibility	Low
Total Positive Cases	45,005
14 Day Case Rate (per 100K)	169
Percent Positive over last 2 weeks	11.1%
Total Hospitalizations	1,556
Total Deaths	382
COVID-19 Vaccine	
Vaccines Administered	352,883
Vaccines Administered per 100K	154,513
One Dose:	145,557 (64% residents)
Fully Vaccinated:	136,958 (60% residents)



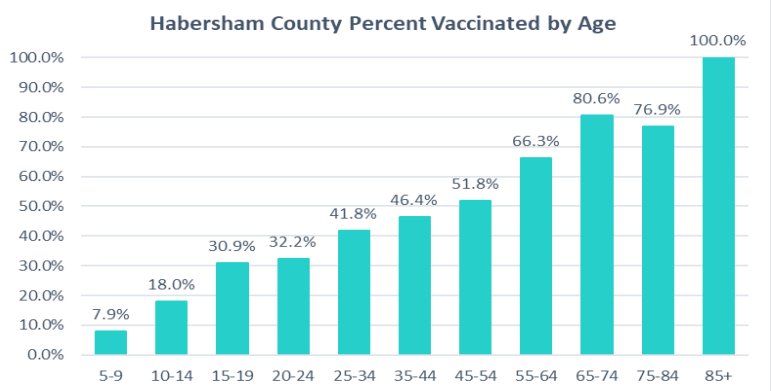
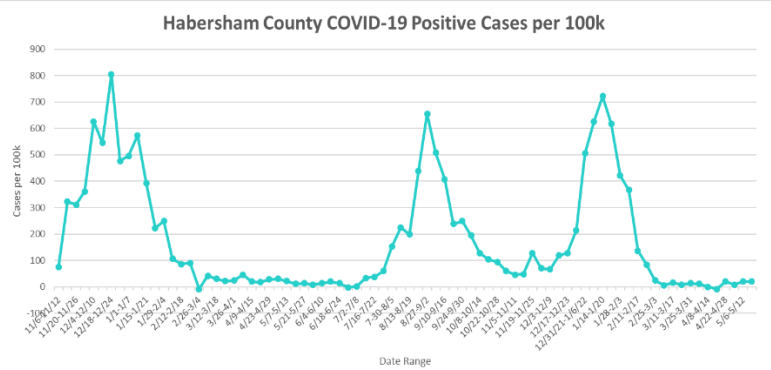
Franklin County

COVID-19 Cases	
Community level Transmissibility	Low
Total Positive Cases	4,394
14 Day Case Rate (per 100K)	N/A
Percent Positive over last 2 weeks	3.6%
Total Hospitalizations	265
Total Deaths	80
COVID-19 Vaccine	
Vaccines Administered	21,882
Vaccines Administered per 100K	96,117
One Dose:	9,623 (42% residents)
Fully Vaccinated:	8,834 (39% residents)



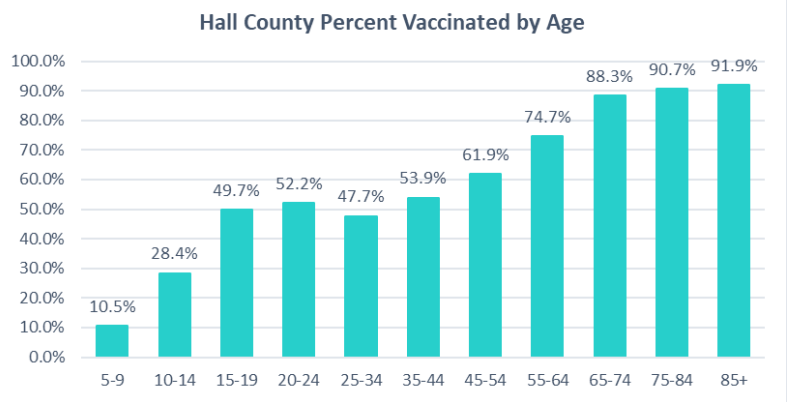
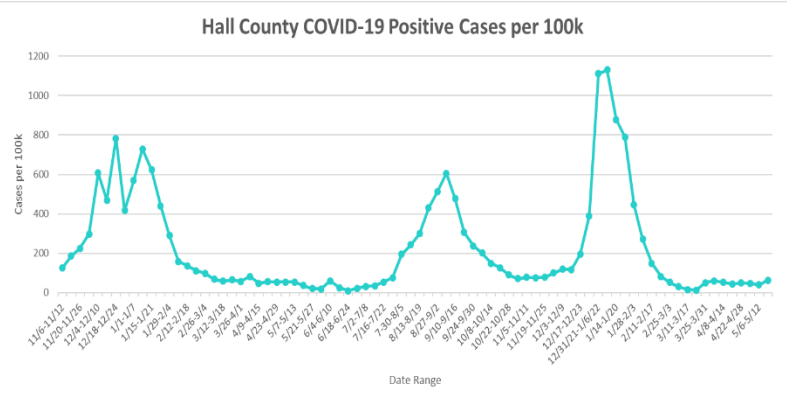
Habersham County

COVID-19 Cases	
Community level Transmissibility	Low
Total Positive Cases	8,427
14 Day Case Rate (per 100K)	48
Percent Positive over last 2 weeks	10.0%
Total Hospitalizations	724
Total Deaths	240
COVID-19 Vaccine	
Vaccines Administered	47,594
Vaccines Administered per 100K	106,650
One Dose:	20,862 (47% residents)
Fully Vaccinated:	19,264 (43% residents)



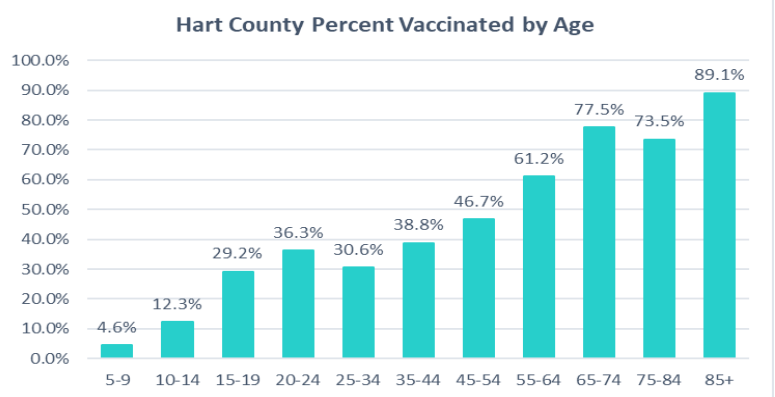
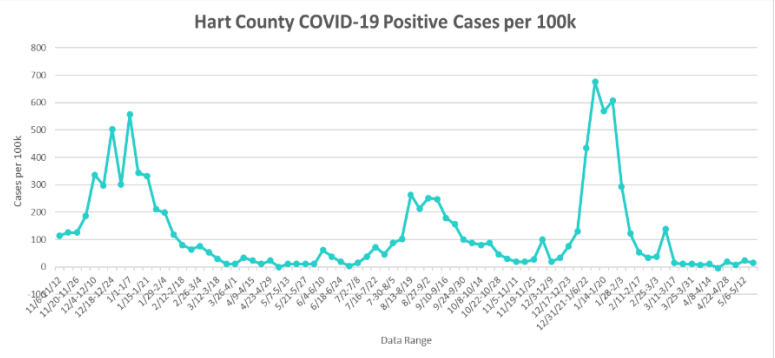
Hall County

COVID-19 Cases	
Community level Transmissibility	Low
Total Positive Cases	47,422
14 Day Case Rate (per 100K)	97
Percent Positive over last 2 weeks	11.8%
Total Hospitalizations	3,589
Total Deaths	797
COVID-19 Vaccine	
Vaccines Administered	241,895
Vaccines Administered per 100K	121,759
One Dose:	105,032 (53% residents)
Fully Vaccinated:	97,012 (49% residents)



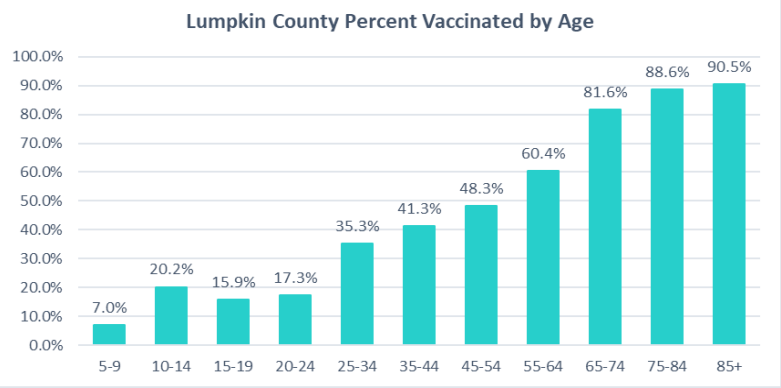
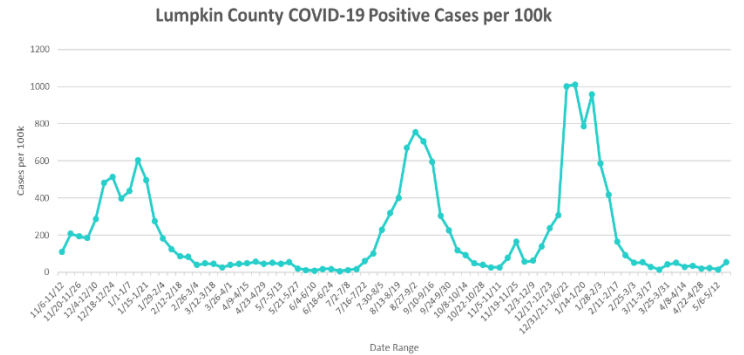
Hart County

COVID-19 Cases	
Community level Transmissibility	Low
Total Positive Cases	3,223
14 Day Case Rate (per 100K)	38
Percent Positive over last 2 weeks	4.4%
Total Hospitalizations	207
Total Deaths	62
COVID-19 Vaccine	
Vaccines Administered	26,514
Vaccines Administered per 100K	102,875
One Dose:	11,353 (44% residents)
Fully Vaccinated:	10,451 (41% residents)



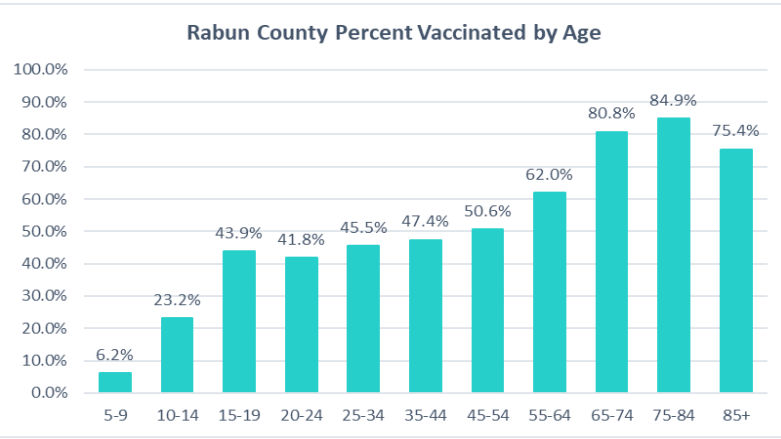
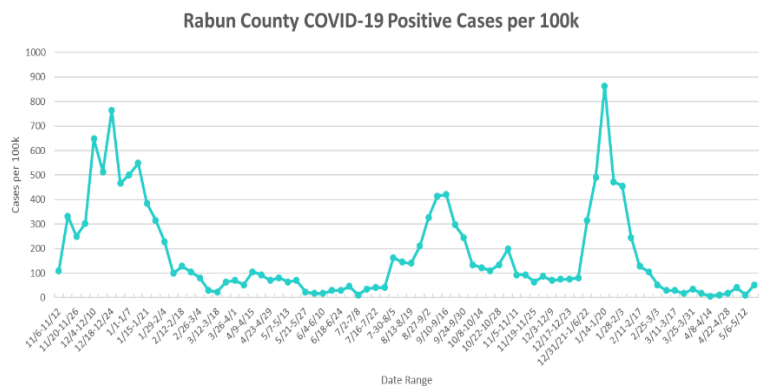
Lumpkin County

COVID-19 Cases	
Community level Transmissibility	Low
Total Positive Cases	6,632
14 Day Case Rate (per 100K)	65
Percent Positive over last 2 weeks	7.4%
Total Hospitalizations	490
Total Deaths	112
COVID-19 Vaccine	
Vaccines Administered	31,591
Vaccines Administered per 100K	97,497
One Dose:	13,281 (41% residents)
Fully Vaccinated:	12,271 (38% residents)



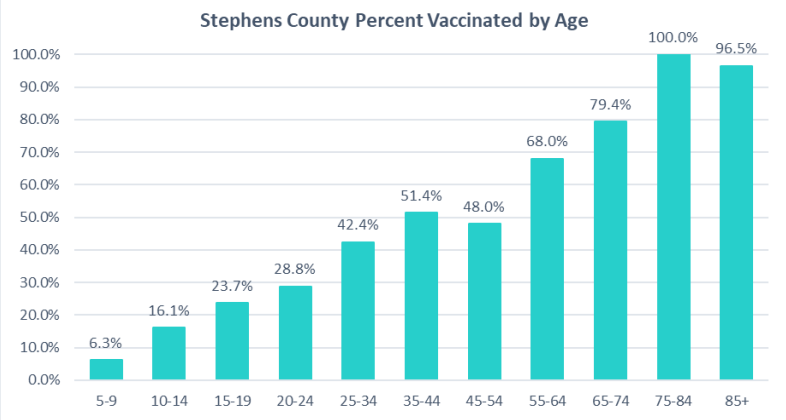
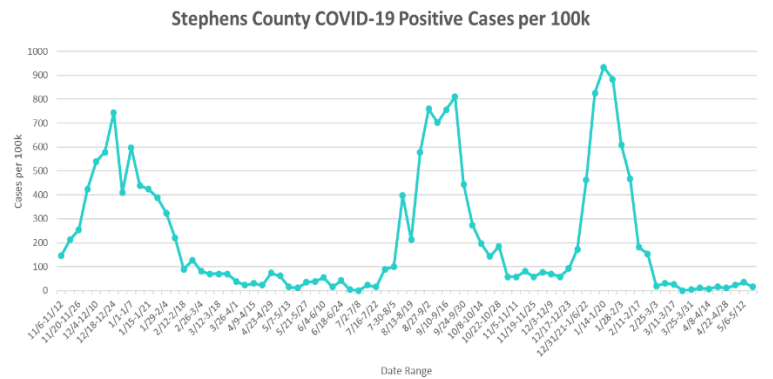
Rabun County

COVID-19 Cases	
Community level Transmissibility	Low
Total Positive Cases	2,832
14 Day Case Rate (per 100K)	82
Percent Positive over last 2 weeks	8.3%
Total Hospitalizations	257
Total Deaths	81
COVID-19 Vaccine	
Vaccines Administered	21,891
Vaccines Administered per 100K	131,516
One Dose:	8,931 (54% residents)
Fully Vaccinated:	8,273 (50% residents)



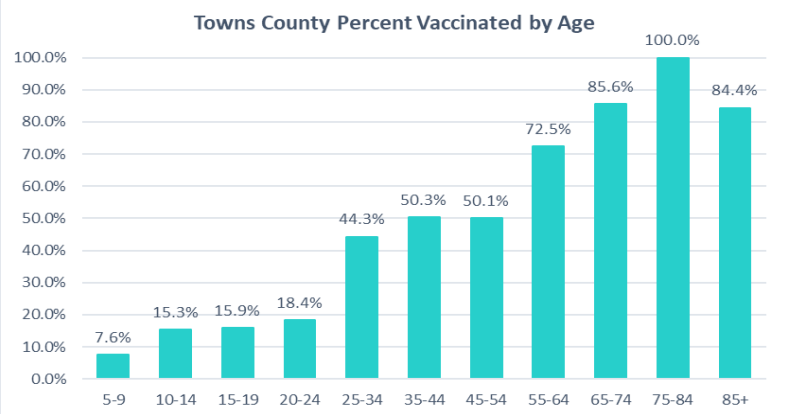
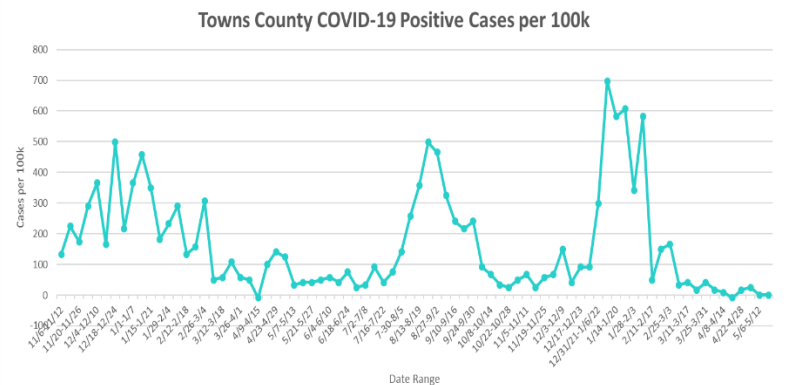
Stephens County

COVID-19 Cases	
Community level Transmissibility	Low
Total Positive Cases	5,929
14 Day Case Rate (per 100K)	68
Percent Positive over last 2 weeks	8.8%
Total Hospitalizations	395
Total Deaths	134
COVID-19 Vaccine	
Vaccines Administered	28,814
Vaccines Administered per 100K	111,899
One Dose:	12,266 (48% residents)
Fully Vaccinated:	11,315 (44% residents)



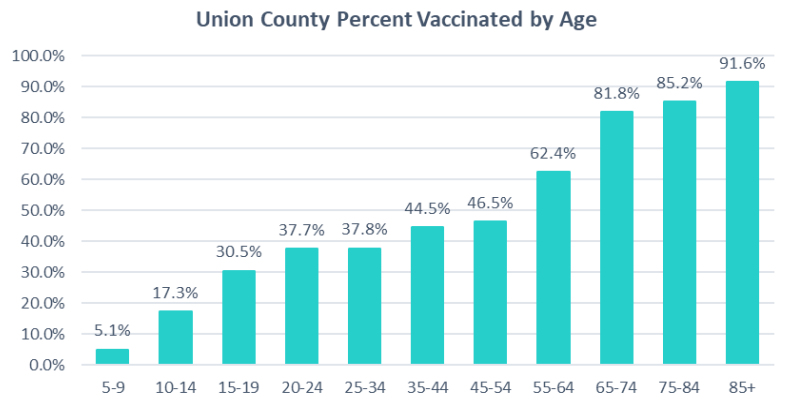
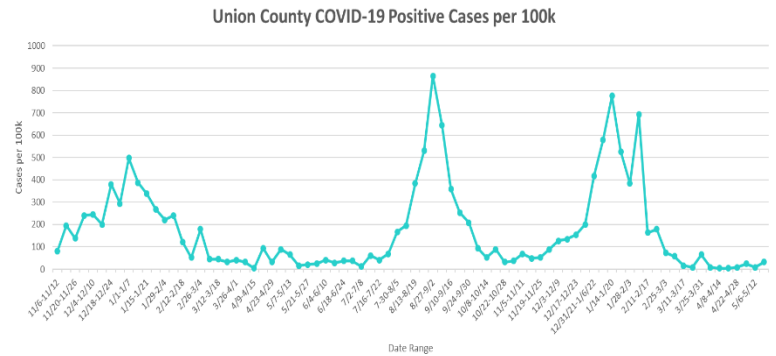
Towns County

COVID-19 Cases	
Community level Transmissibility	Low
Total Positive Cases	2,054
14 Day Case Rate (per 100K)	N/A
Percent Positive over last 2 weeks	5.7%
Total Hospitalizations	209
Total Deaths	89
COVID-19 Vaccine	
Vaccines Administered	16,514
Vaccines Administered per 100K	142,153
One Dose:	6,625 (57% residents)
Fully Vaccinated:	6,189 (53% residents)



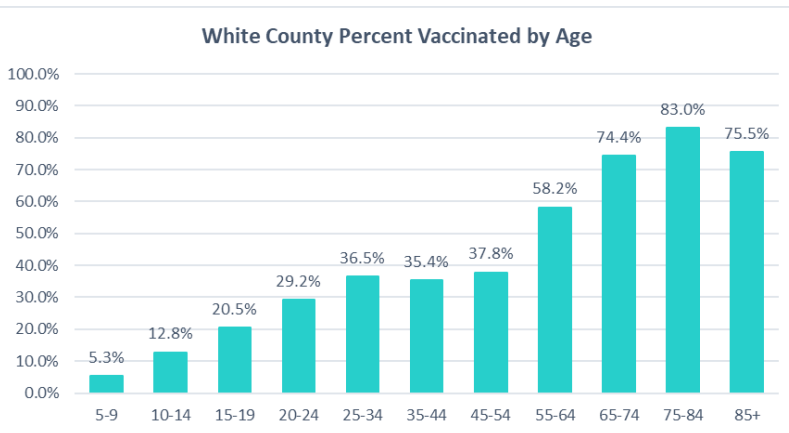
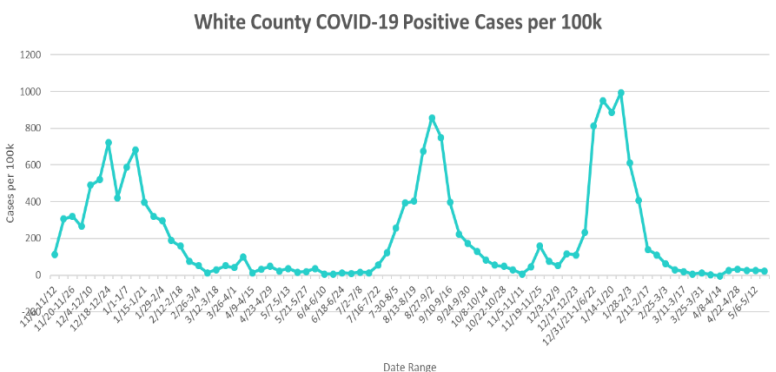
Union County

COVID-19 Cases	
Community level Transmissibility	Low
Total Positive Cases	4,327
14 Day Case Rate (per 100K)	36
Percent Positive over last 2 weeks	2.8%
Total Hospitalizations	406
Total Deaths	142
COVID-19 Vaccine	
Vaccines Administered	31,077
Vaccines Administered per 100K	133,446
One Dose:	12,572 (54% residents)
Fully Vaccinated:	11,794 (51% residents)



White County

COVID-19 Cases	
Community level Transmissibility	Low
Total Positive Cases	6,305
14 Day Case Rate (per 100K)	57
Percent Positive over last 2 weeks	9.3%
Total Hospitalizations	478
Total Deaths	143
COVID-19 Vaccine	
Vaccines Administered	30,040
Vaccines Administered per 100K	101,868
One Dose:	12,508 (42% residents)
Fully Vaccinated:	11,622 (39% residents)



EPI SUMMARY: Data source Georgia DPH and SendSS. Cases include all confirmed and probable cases. Population data source Oasis, 2019. Time frame as of 11/06/2020 to 5/19/2022. Vaccines introduced 12/19/2020 – decline noted in cases after vaccine implementation. Vaccine data includes number of vaccines administered in each county in District 2 and vaccines administered per 100,000 (of the total county population). Vaccine data also shows number of one dose received and percentage of residents as well as 2 doses received, and percentage of residents vaccinated.

*Graph above shows weekly changes in COVID cases. The case rate reported in the graph is approximately half of the 14-day case rate.

*Vaccine graph shows percentage of individuals vaccinated by age group.

COVID-19 Community Levels – Use the Highest Level that Applies to Your Community				
New COVID-19 Cases Per 100,000 people in the past 7 days	Indicators	Low	Medium	High
Fewer than 200	New COVID-19 admissions per 100,000 population (7-day total)	<10.0	10.0-19.9	≥20.0
	Percent of staffed inpatient beds occupied by COVID-19 patients (7-day average)	<10.0%	10.0-14.9%	≥15.0%
200 or more	New COVID-19 admissions per 100,000 population (7-day total)	NA	<10.0	≥10.0
	Percent of staffed inpatient beds occupied by COVID-19 patients (7-day average)	NA	<10.0%	≥10.0%

For more information regarding Community Levels, please visit <https://www.cdc.gov/coronavirus/2019-ncov/science/community-levels.html>

Georgia Flu Surveillance Update: Week 19 (Ending May 14, 2022)

As of Week 19, Georgia flu activity is minimal= 2 (on the scale of 1-13). Activity levels are based on the percent of outpatient visits in Georgia due to Influenza-like illness during this timeframe.

For the corresponding week, the percentage of outpatient visits for Influenza-like Illness was 2.6%, the number of influenza-associated death was 0; the number of Metro Area Influenza Hospitalizations was 17; and reported Influenza Outbreak was 5.

Getting the flu shot is the best thing you can do to protect yourself and others.

District 2 health departments have flu vaccines available. Please contact your local health department for information on how to get your Flu vaccine at http://phdistrict2.org/?page_id=597.

To learn more about how to protect yourself against flu, visit DPH website at <https://dph.georgia.gov/epidemiology/influenza/seasonal-flu-influenza> and CDC website at <https://www.cdc.gov/flu/>