



# District 2 Public Health

Zachary Taylor, M.D., M.S., Health Director

1280 Athens Street • Gainesville, Georgia 30507

PH: 770-535-5743 • FAX: 770-535-5958 • [www.phdistrict2.org](http://www.phdistrict2.org)

Banks, Dawson, Forsyth, Franklin, Habersham, Hall, Hart, Lumpkin, Rabun, Stephens, Towns, Union and White Counties

Date: April 11, 2022

District 2 Epidemiology Department

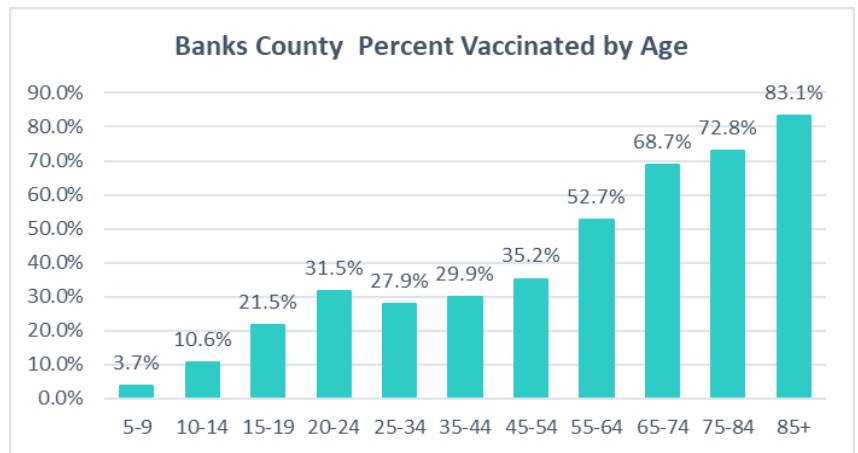
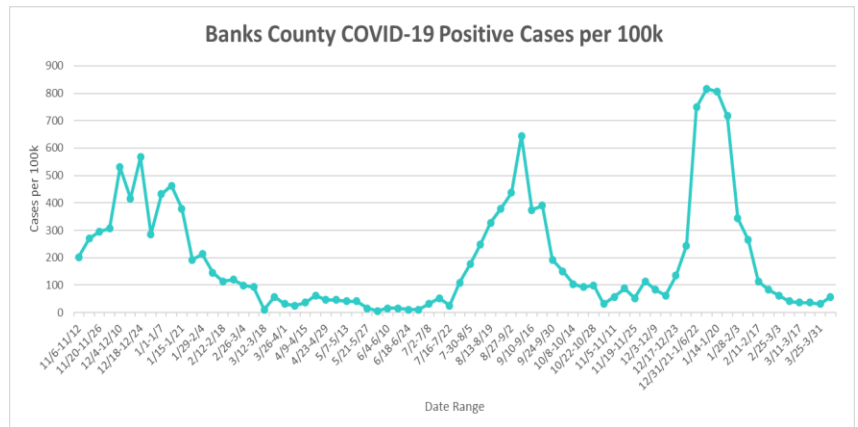
Marie Brown, MPH

Notifiable Disease Coordinator/ Epi lead

[marie.brown@dph.ga.gov](mailto:marie.brown@dph.ga.gov) • PH: 770-519-7661

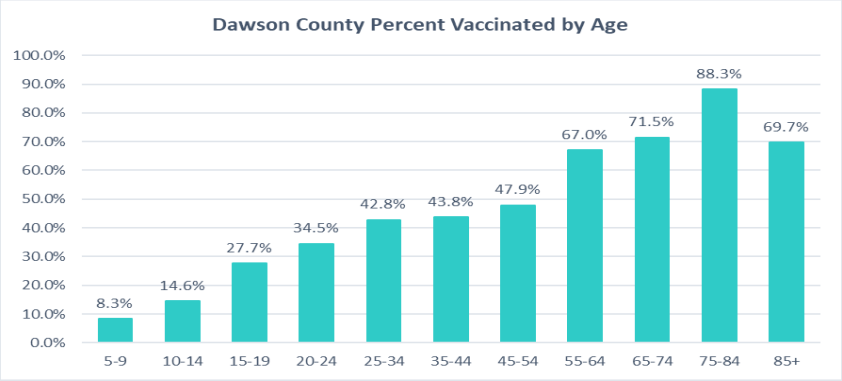
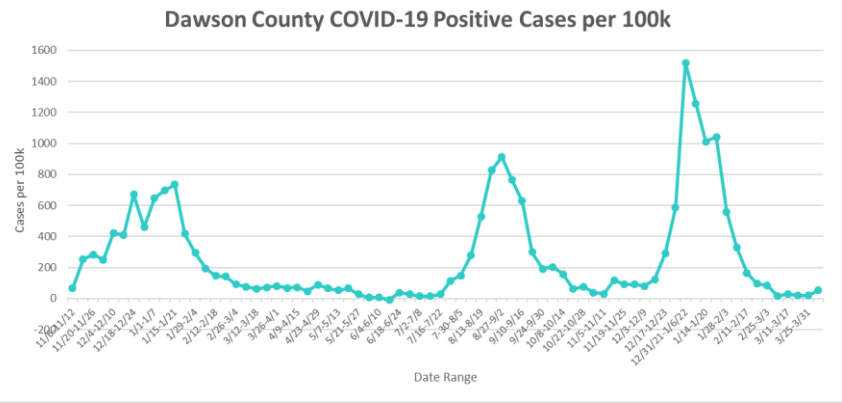
## Banks County

COVID-19 Cases	
Community level Transmissibility	Low
Total Positive Cases	3,373
14 Day Case Rate (per 100K)	40
Percent Positive over last 2 weeks	2.9%
Total Hospitalizations	338
Total Deaths	80
COVID-19 Vaccine	
Vaccines Administered	14,783
Vaccines Administered per 100K	79,019
One Dose:	6,605 (35% residents)
Fully Vaccinated:	6,040 (32% residents)



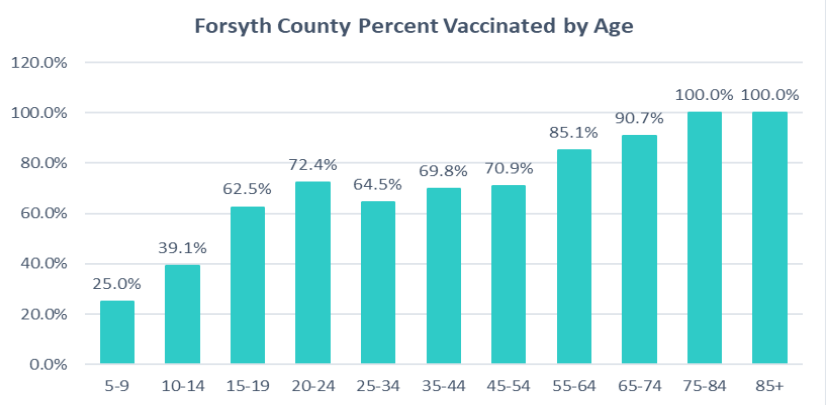
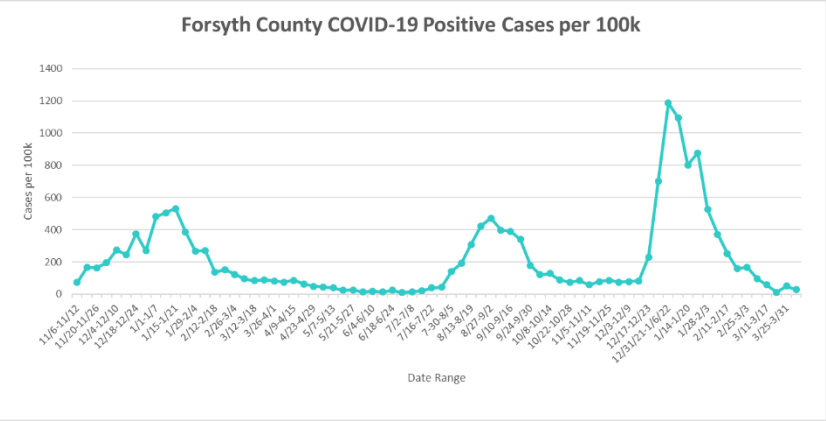
## Dawson County

COVID-19 Cases	
Community level Transmissibility	Low
Total Positive Cases	6,150
14 Day Case Rate (per 100K)	67
Percent Positive over last 2 weeks	1.9%
Total Hospitalizations	394
Total Deaths	96
COVID-19 Vaccine	
Vaccines Administered	26,279
Vaccines Administered per 100K	107,103
One Dose:	11,423 (47% residents)
Fully Vaccinated:	10,619 (43% residents)



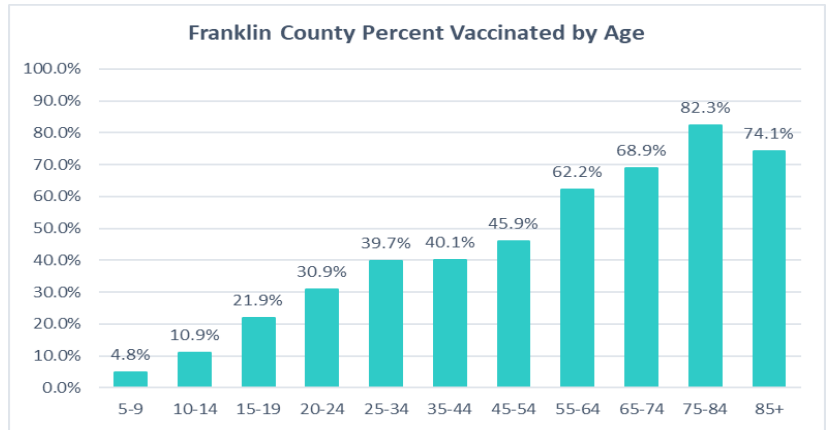
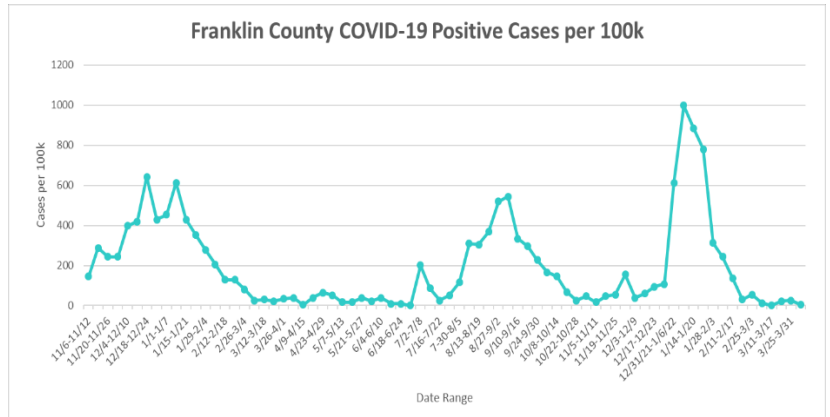
## Forsyth County

COVID-19 Cases	
Community level Transmissibility	Low
Total Positive Cases	44,204
14 Day Case Rate (per 100K)	73
Percent Positive over last 2 weeks	2.4%
Total Hospitalizations	1,535
Total Deaths	375
COVID-19 Vaccine	
Vaccines Administered	344,097
Vaccines Administered per 100K	150,662
One Dose:	144,599 (63% residents)
Fully Vaccinated:	135,846 (59% residents)



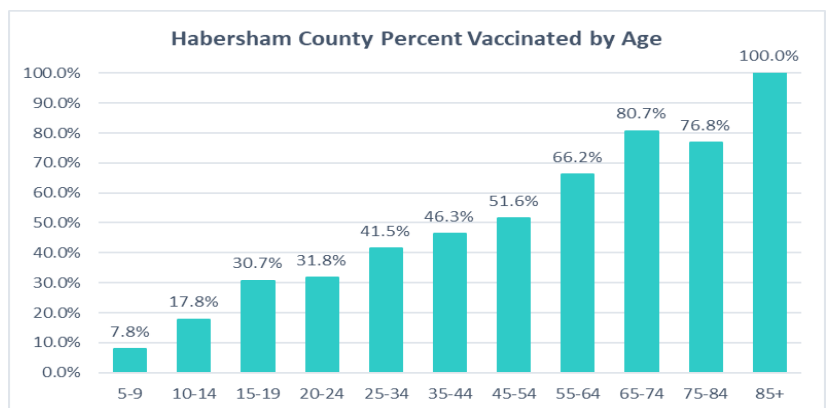
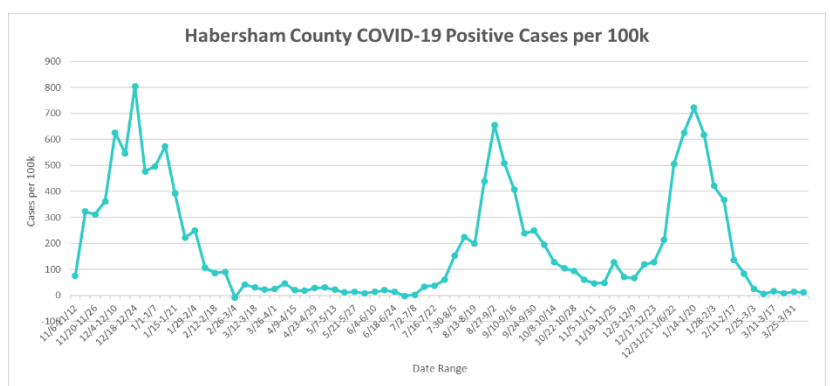
## Franklin County

COVID-19 Cases	
Community level Transmissibility	Medium
Total Positive Cases	4,380
14 Day Case Rate (per 100K)	26
Percent Positive over last 2 weeks	1.8%
Total Hospitalizations	261
Total Deaths	77
COVID-19 Vaccine	
Vaccines Administered	21,483
Vaccines Administered per 100K	94,364
One Dose:	9,569 (42% residents)
Fully Vaccinated:	8,782 (39% residents)



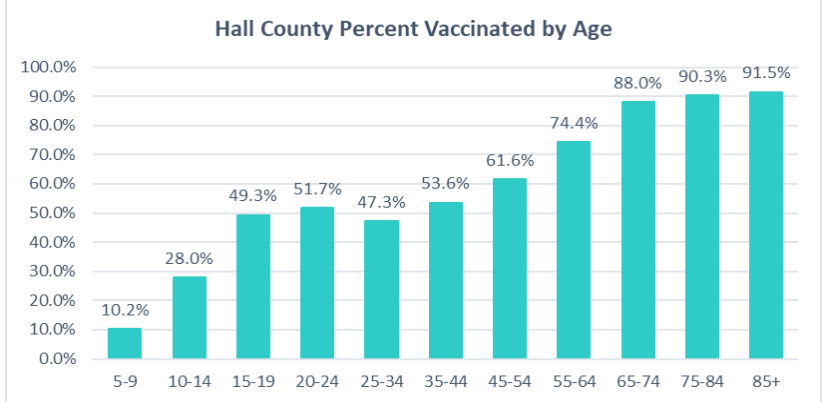
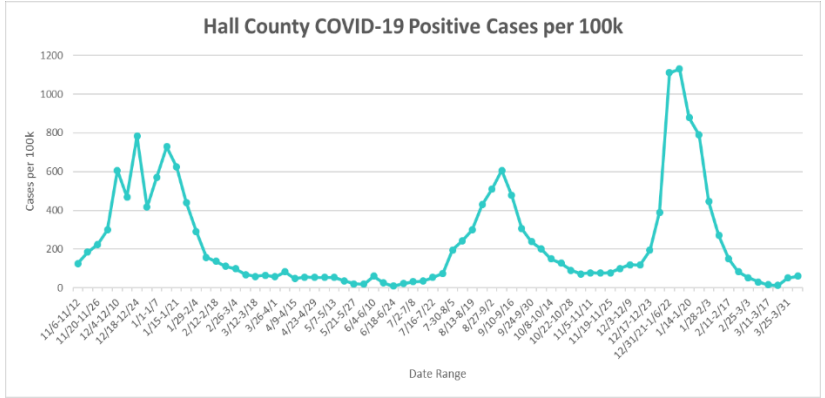
## Habersham County

COVID-19 Cases	
Community level Transmissibility	Low
Total Positive Cases	8,399
14 Day Case Rate (per 100K)	28
Percent Positive over last 2 weeks	1.2%
Total Hospitalizations	717
Total Deaths	240
COVID-19 Vaccine	
Vaccines Administered	46,687
Vaccines Administered per 100K	104,618
One Dose:	20,797 (47% residents)
Fully Vaccinated:	19,165 (43% residents)



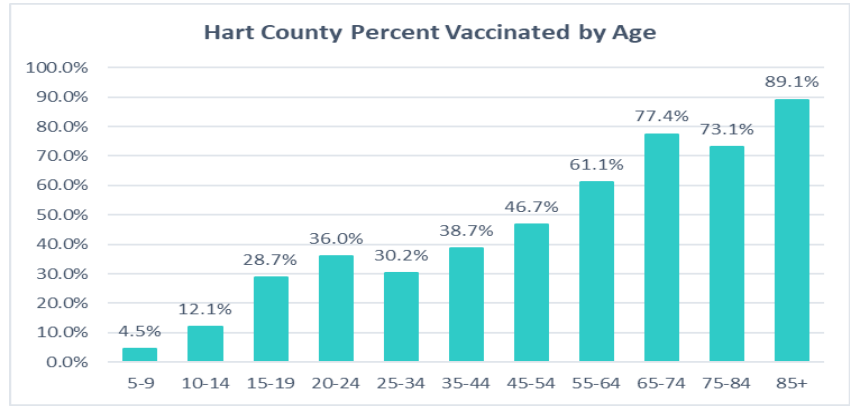
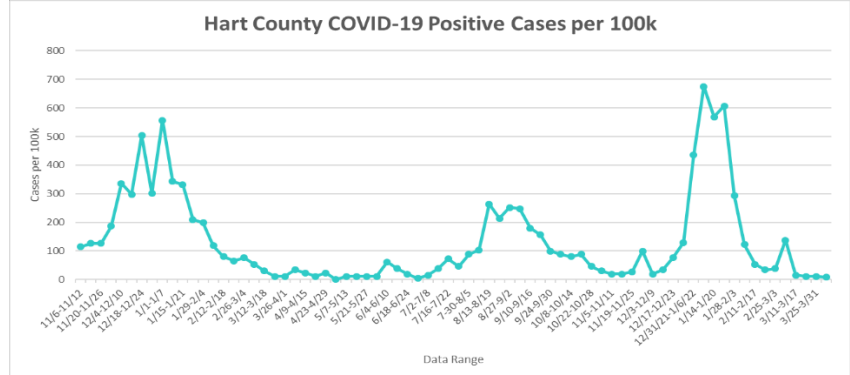
## Hall County

COVID-19 Cases	
Community level Transmissibility	Low
Total Positive Cases	46,850
14 Day Case Rate (per 100K)	51
Percent Positive over last 2 weeks	2.5%
Total Hospitalizations	3,538
Total Deaths	790
COVID-19 Vaccine	
Vaccines Administered	236,031
Vaccines Administered per 100K	118,807
One Dose:	104,354 (53% residents)
Fully Vaccinated:	96,287 (48% residents)



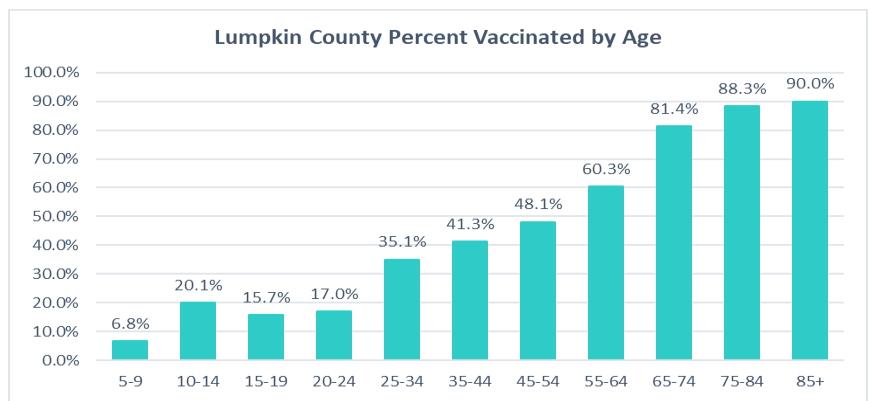
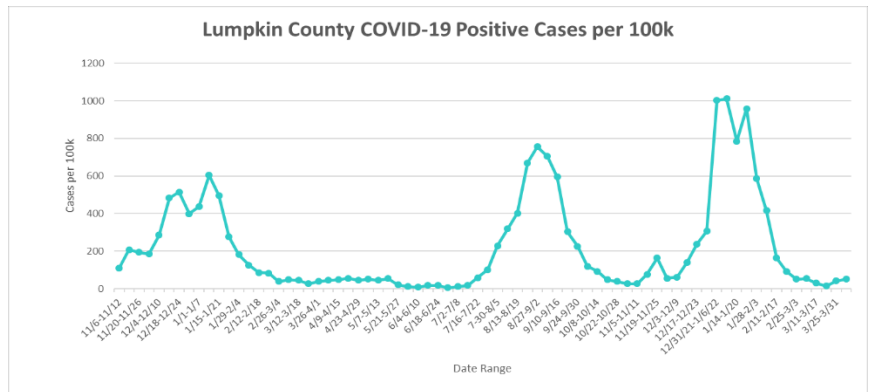
## Hart County

COVID-19 Cases	
Community level Transmissibility	Medium
Total Positive Cases	3,205
14 Day Case Rate (per 100K)	N/A
Percent Positive over last 2 weeks	0.9%
Total Hospitalizations	202
Total Deaths	59
COVID-19 Vaccine	
Vaccines Administered	25,953
Vaccines Administered per 100K	100,698
One Dose:	11,305 (44% residents)
Fully Vaccinated:	10,380 (40% residents)



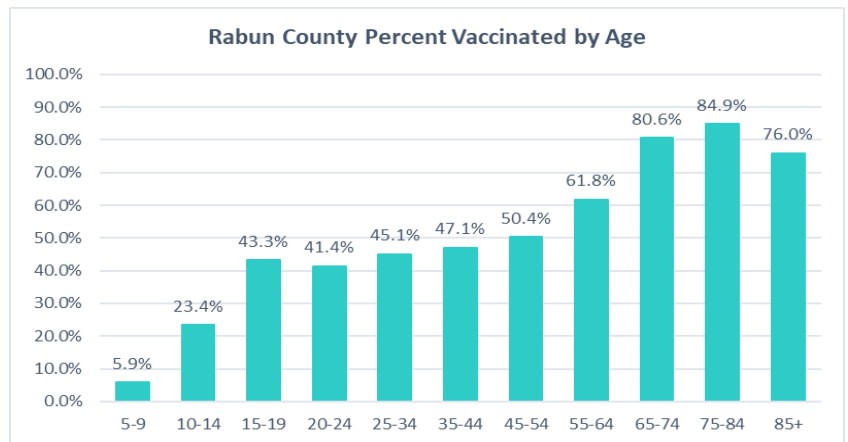
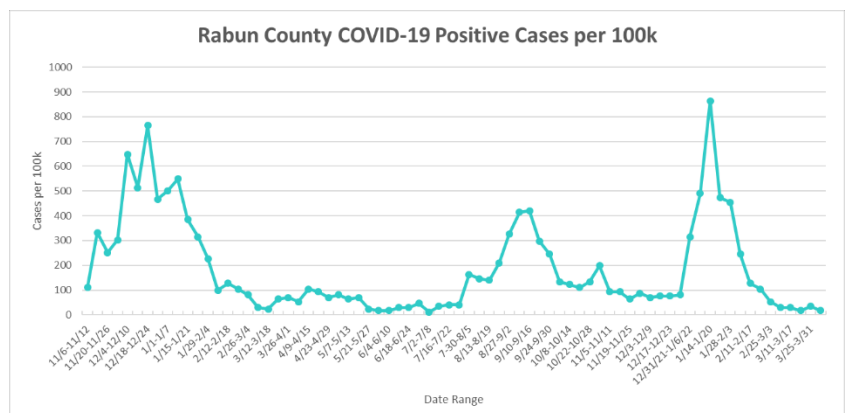
## Lumpkin County

COVID-19 Cases	
Community level Transmissibility	Low
Total Positive Cases	6,581
14 Day Case Rate (per 100K)	86
Percent Positive over last 2 weeks	1.9%
Total Hospitalizations	481
Total Deaths	111
COVID-19 Vaccine	
Vaccines Administered	30,732
Vaccines Administered per 100K	94,845
One Dose:	13,232 (41% residents)
Fully Vaccinated:	12,228 (38% residents)



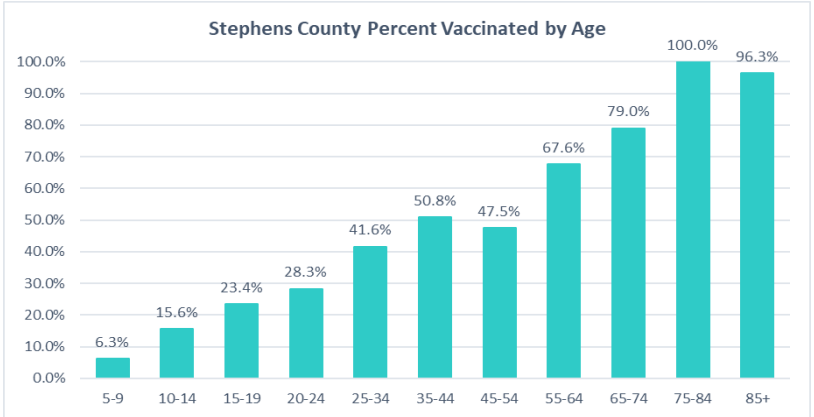
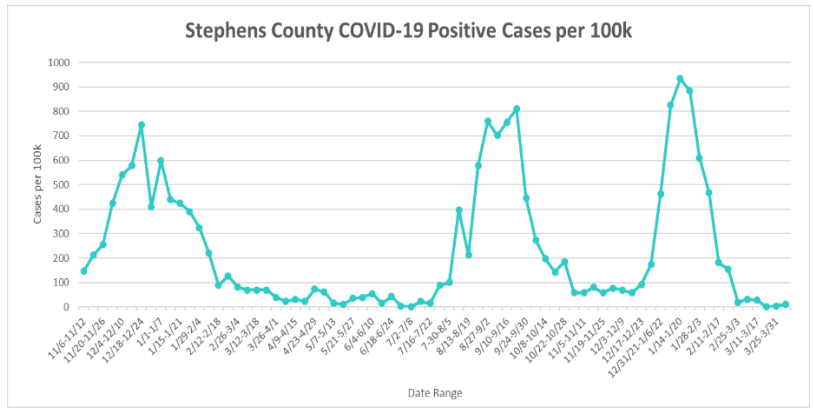
## Rabun County

COVID-19 Cases	
Community level Transmissibility	Low
Total Positive Cases	2,808
14 Day Case Rate (per 100K)	41
Percent Positive over last 2 weeks	3.3%
Total Hospitalizations	255
Total Deaths	79
COVID-19 Vaccine	
Vaccines Administered	21,236
Vaccines Administered per 100K	127,581
One Dose:	8,899 (53% residents)
Fully Vaccinated:	8,237 (49% residents)



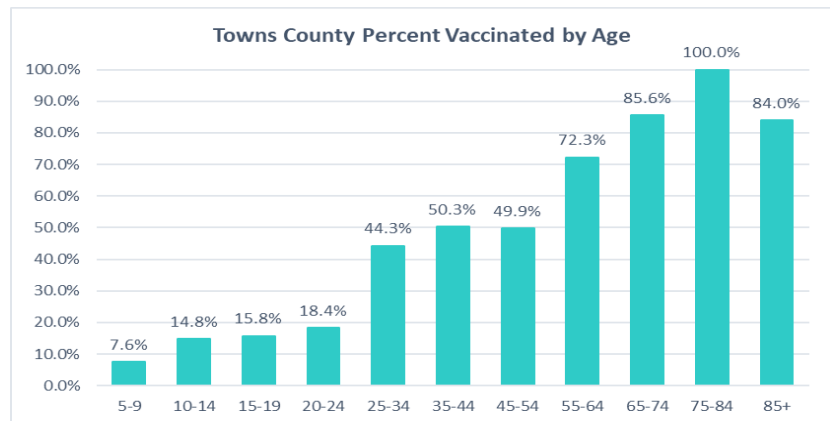
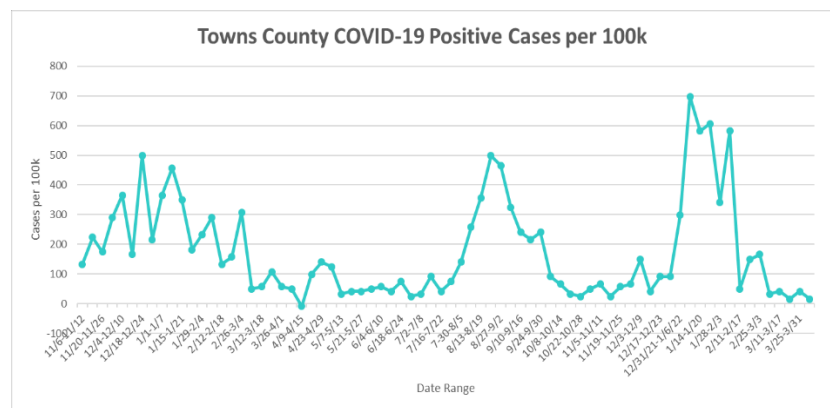
## Stephens County

COVID-19 Cases	
Community level Transmissibility	Medium
Total Positive Cases	5,903
14 Day Case Rate (per 100K)	27
Percent Positive over last 2 weeks	2.4%
Total Hospitalizations	386
Total Deaths	132
COVID-19 Vaccine	
Vaccines Administered	27,948
Vaccines Administered per 100K	108,535
One Dose:	12,155 (47% residents)
Fully Vaccinated:	11,215 (44% residents)



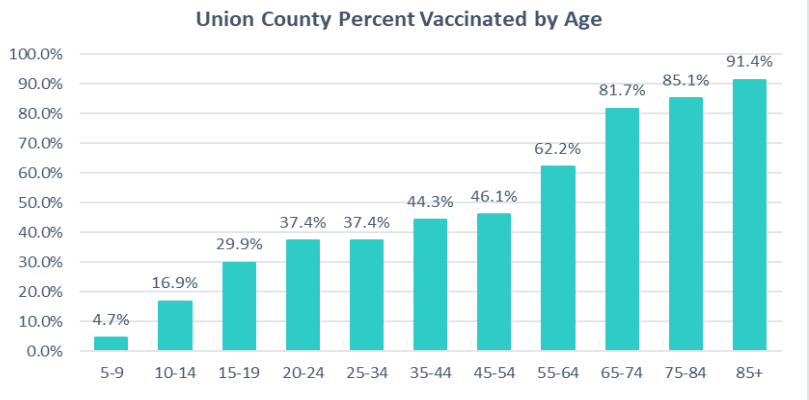
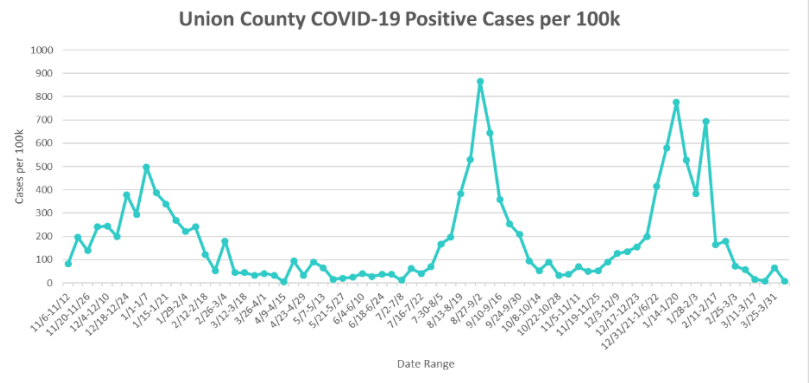
## Towns County

COVID-19 Cases	
Community level Transmissibility	Low
Total Positive Cases	2,050
14 Day Case Rate (per 100K)	50
Percent Positive over last 2 weeks	2.3%
Total Hospitalizations	207
Total Deaths	86
COVID-19 Vaccine	
Vaccines Administered	16,069
Vaccines Administered per 100K	138,323
One Dose:	6,613 (57% residents)
Fully Vaccinated:	6,161 (53% residents)



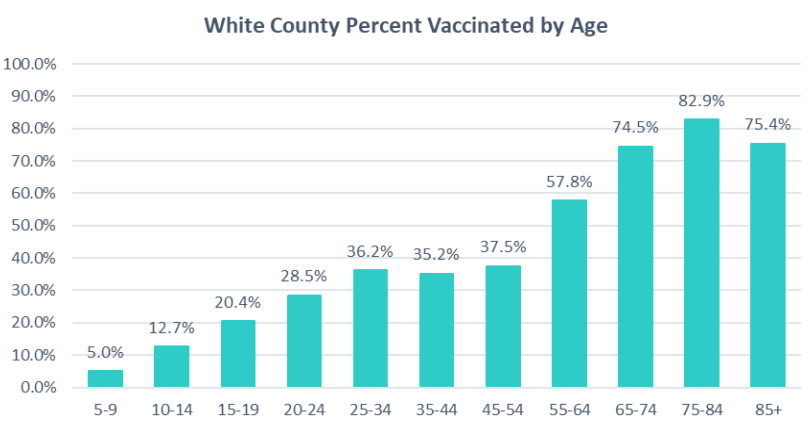
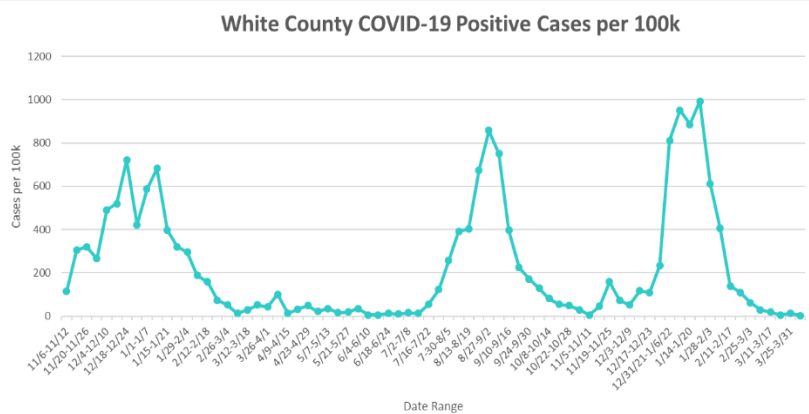
## Union County

COVID-19 Cases	
Community level Transmissibility	Low
Total Positive Cases	4,308
14 Day Case Rate (per 100K)	75
Percent Positive over last 2 weeks	2.5%
Total Hospitalizations	405
Total Deaths	138
COVID-19 Vaccine	
Vaccines Administered	30,089
Vaccines Administered per 100K	129,203
One Dose:	12,521 (54% residents)
Fully Vaccinated:	11,740 (50% residents)



## White County

COVID-19 Cases	
Community level Transmissibility	Low
Total Positive Cases	6,265
14 Day Case Rate (per 100K)	N/A
Percent Positive over last 2 weeks	1.3%
Total Hospitalizations	469
Total Deaths	142
COVID-19 Vaccine	
Vaccines Administered	29,199
Vaccines Administered per 100K	99,016
One Dose:	12,455 (42% residents)
Fully Vaccinated:	11,554 (39% residents)





EPI SUMMARY: Data source Georgia DPH and SendSS. Cases include all confirmed and probable cases. Population data source Oasis, 2019. Time frame as of 11/06/2020 to 4/7/2022. Vaccines introduced 12/19/2020 – decline noted in cases after vaccine implementation. Vaccine data includes number of vaccines administered in each county in District 2 and vaccines administered per 100,000 (of the total county population). Vaccine data also shows number of one dose received and percentage of residents as well as 2 doses received, and percentage of residents vaccinated.

\*Graph above shows weekly changes in COVID cases. The case rate reported in the graph is approximately half of the 14-day case rate.

\*Vaccine graph shows percentage of individuals vaccinated by age group.

COVID-19 Community Levels – Use the Highest Level that Applies to Your Community				
New COVID-19 Cases Per 100,000 people in the past 7 days	Indicators	Low	Medium	High
Fewer than 200	New COVID-19 admissions per 100,000 population (7-day total)	<10.0	10.0-19.9	≥20.0
	Percent of staffed inpatient beds occupied by COVID-19 patients (7-day average)	<10.0%	10.0-14.9%	≥15.0%
200 or more	New COVID-19 admissions per 100,000 population (7-day total)	NA	<10.0	≥10.0
	Percent of staffed inpatient beds occupied by COVID-19 patients (7-day average)	NA	<10.0%	≥10.0%

For more information regarding Community Levels, please visit <https://www.cdc.gov/coronavirus/2019-ncov/science/community-levels.html>

## Georgia Flu Surveillance Update: Week 13 (Ending April 2, 2022)

As of Week 13, Georgia flu activity is minimal= 1 (on the scale of 1-13). Activity levels are based on the percent of outpatient visits in Georgia due to Influenza-like illness during this timeframe.

For the corresponding week, the percentage of outpatient visits for Influenza-like illness was 1.8%, the number of influenza-associated death was 0; the number of Metro Area Influenza Hospitalizations was 9; and reported Influenza Outbreak was 0.

### Getting the flu shot is the best thing you can do to protect yourself and others.

District 2 health departments have flu vaccines available. Please contact your local health department for information on how to get your Flu vaccine at

[http://phdistrict2.org/?page\\_id=597](http://phdistrict2.org/?page_id=597).

To learn more about how to protect yourself against flu, visit DPH website at

<https://dph.georgia.gov/epidemiology/influenza/seasonal-flu-influenza>

and CDC website at <https://www.cdc.gov/flu/>