



District 2 Public Health

Zachary Taylor, M.D., M.S., Health Director

1280 Athens Street • Gainesville, Georgia 30507

PH: 770-535-5743 • FAX: 770-535-5958 • www.phdistrict2.org

Banks, Dawson, Forsyth, Franklin, Habersham, Hall, Hart, Lumpkin, Rabun, Stephens, Towns, Union and White Counties

Date: February 28, 2022

District 2 Epidemiology Department

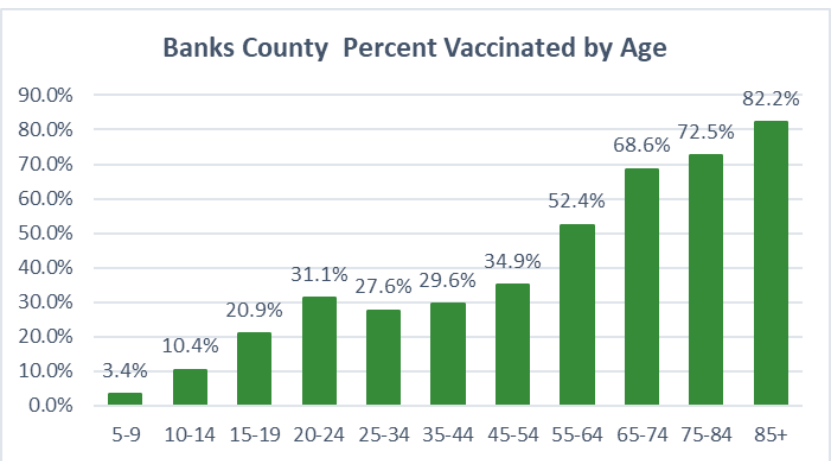
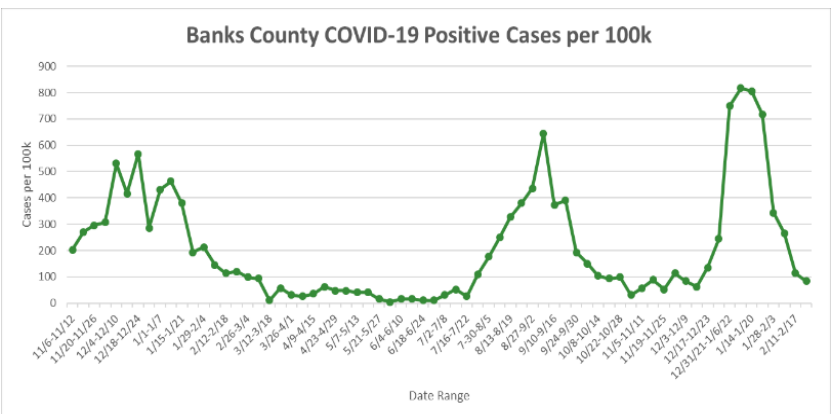
Marie Brown, MPH

Notifiable Disease Coordinator/ Epi lead

marie.brown@dph.ga.gov • PH: 770-519-7661

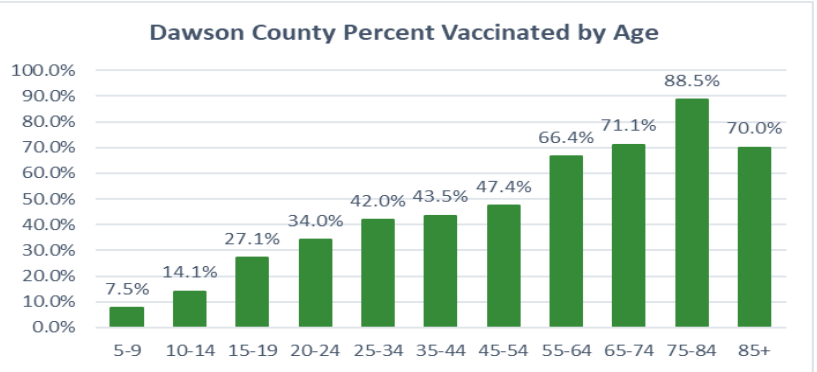
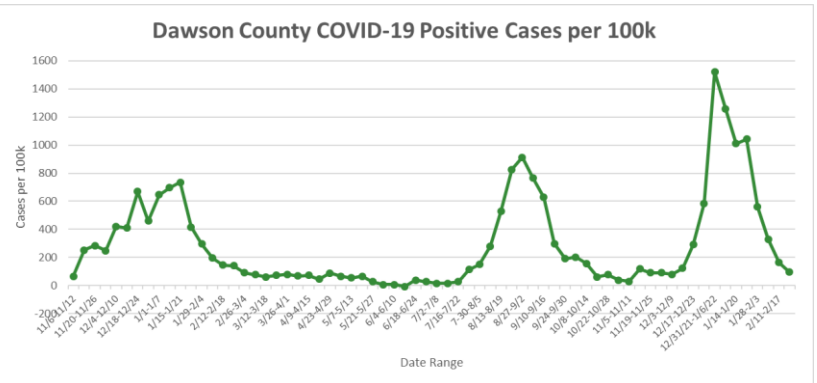
Banks County

COVID-19 Cases	
Total Positive Cases	3,325
14 Day Case Rate (per 100K)	145
Percent Positive over last 2 weeks	12.5%
Total Hospitalizations	321
Total Deaths	74
COVID-19 Vaccine	
Vaccines Administered	14,495
Vaccines Administered per 100K	77,480
One Dose:	6,549 (35% residents)
Fully Vaccinated:	5,978 (32% residents)



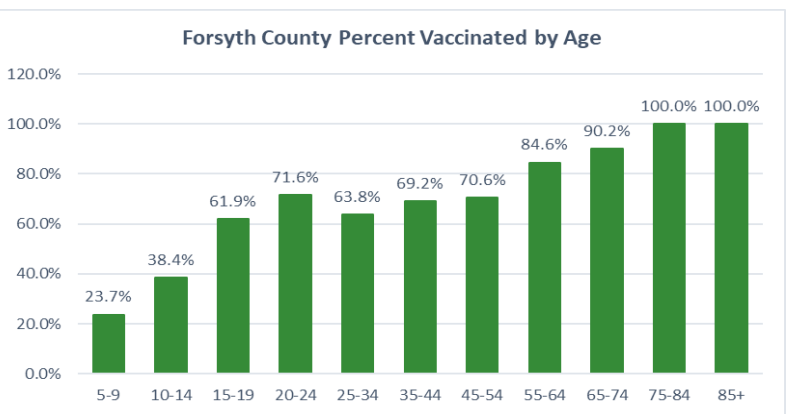
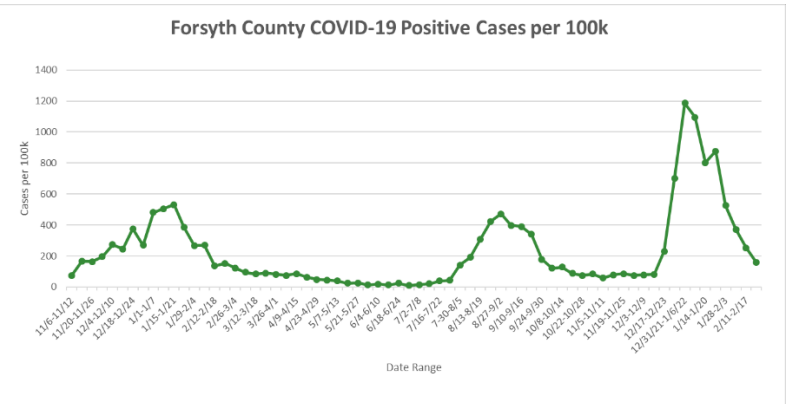
Dawson County

COVID-19 Cases	
Total Positive Cases	6,095
14 Day Case Rate (per 100K)	204
Percent Positive over last 2 weeks	9.3%
Total Hospitalizations	386
Total Deaths	93
COVID-19 Vaccine	
Vaccines Administered	25,626
Vaccines Administered per 100K	104,442
One Dose:	11,311 (46% residents)
Fully Vaccinated:	10,488 (43% residents)



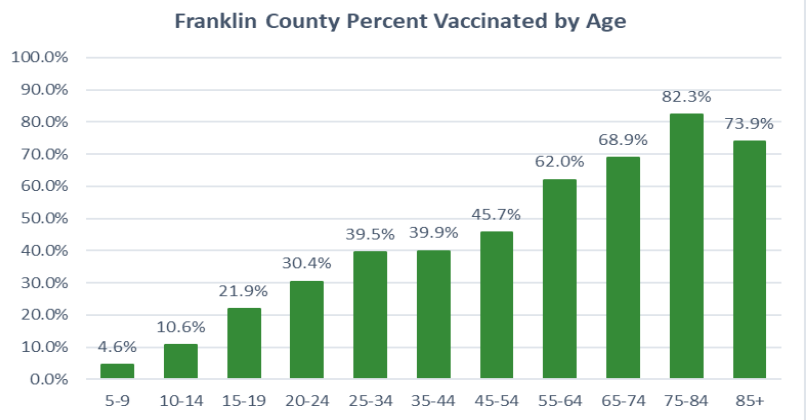
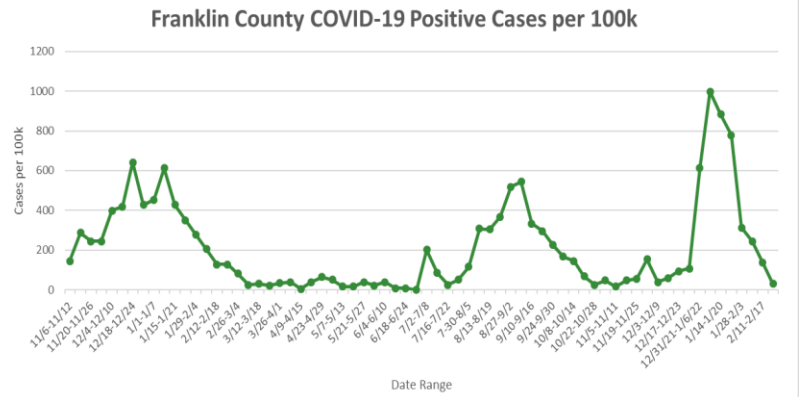
Forsyth County

COVID-19 Cases	
Total Positive Cases	43,279
14 Day Case Rate (per 100K)	356
Percent Positive over last 2 weeks	9.8%
Total Hospitalizations	1,461
Total Deaths	339
COVID-19 Vaccine	
Vaccines Administered	336,030
Vaccines Administered per 100K	147,134
One Dose:	142,280 (63% residents)
Fully Vaccinated:	134,130 (59% residents)



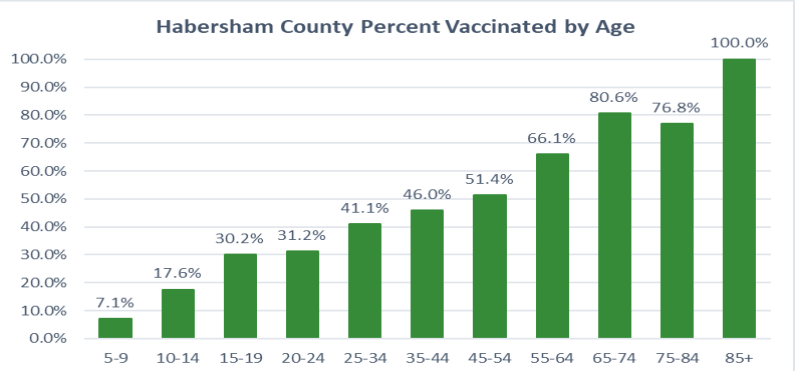
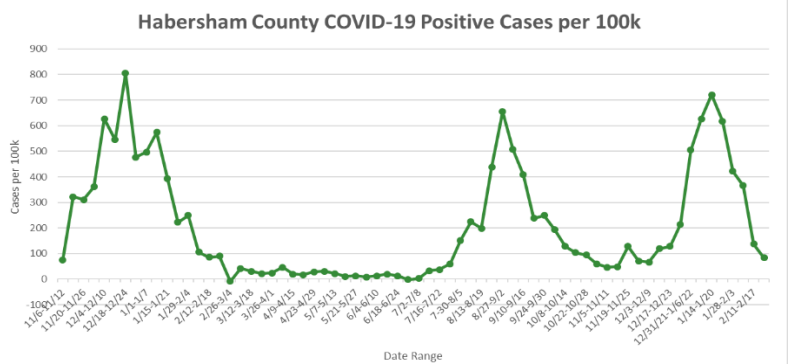
Franklin County

COVID-19 Cases	
Total Positive Cases	4,357
14 Day Case Rate (per 100K)	103
Percent Positive over last 2 weeks	11.3%
Total Hospitalizations	253
Total Deaths	75
COVID-19 Vaccine	
Vaccines Administered	21,171
Vaccines Administered per 100K	92,993
One Dose:	9,528 (42% residents)
Fully Vaccinated:	8,718 (38% residents)



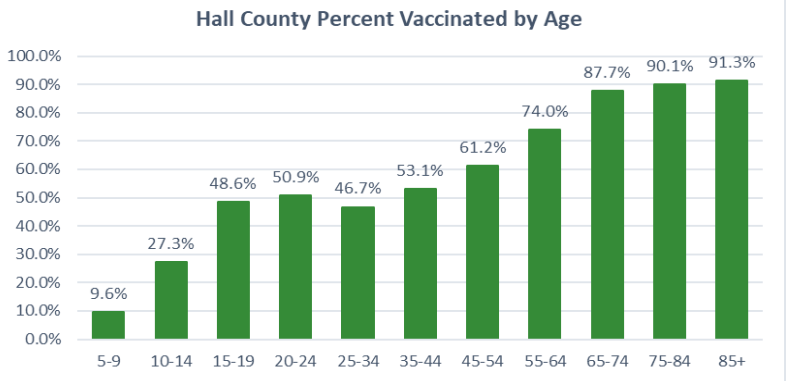
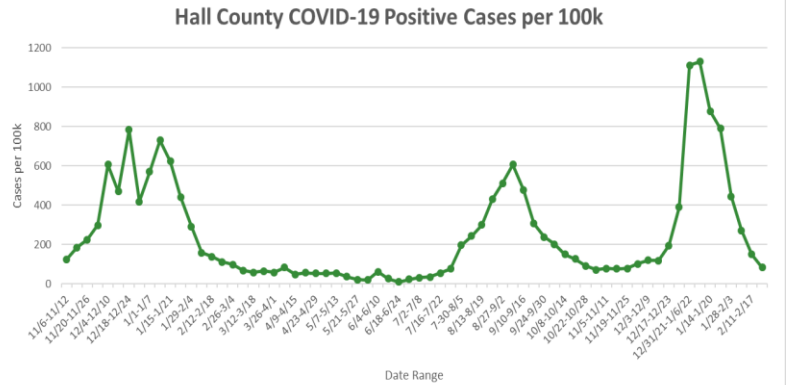
Habersham County

COVID-19 Cases	
Total Positive Cases	8,366
14 Day Case Rate (per 100K)	170
Percent Positive over last 2 weeks	10.8%
Total Hospitalizations	700
Total Deaths	226
COVID-19 Vaccine	
Vaccines Administered	45,888
Vaccines Administered per 100K	102,827
One Dose:	20,681 (46% residents)
Fully Vaccinated:	19,003 (43% residents)



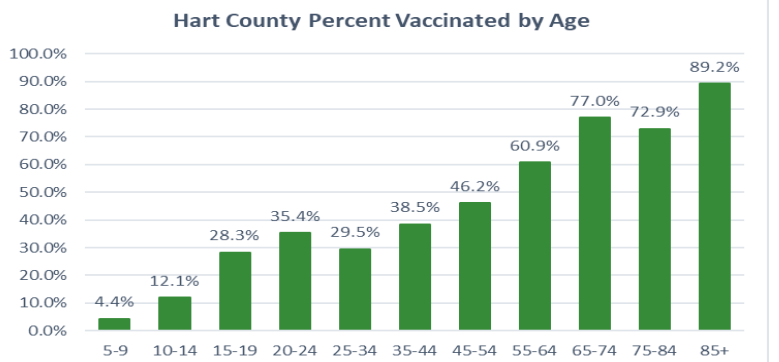
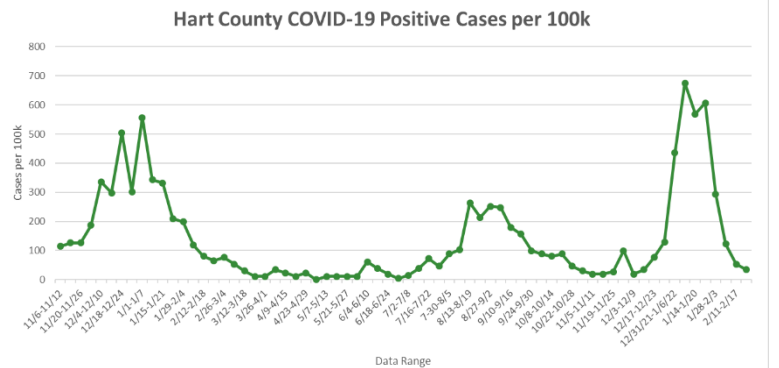
Hall County

COVID-19 Cases	
Total Positive Cases	46,401
14 Day Case Rate (per 100K)	194
Percent Positive over last 2 weeks	10.0%
Total Hospitalizations	3,446
Total Deaths	744
COVID-19 Vaccine	
Vaccines Administered	230,794
Vaccines Administered per 100K	116,171
One Dose:	103,425 (52% residents)
Fully Vaccinated:	95,084 (48% residents)



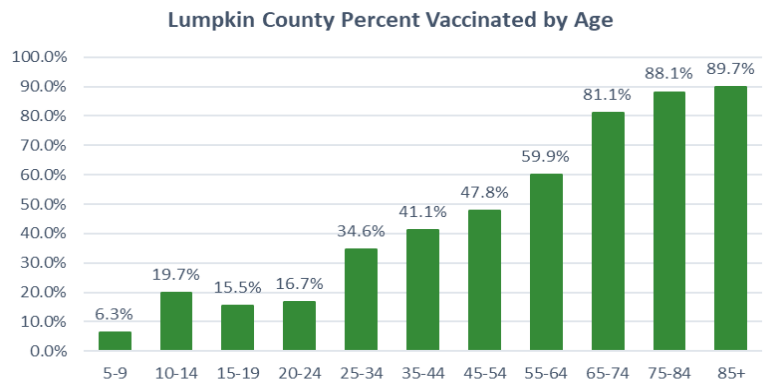
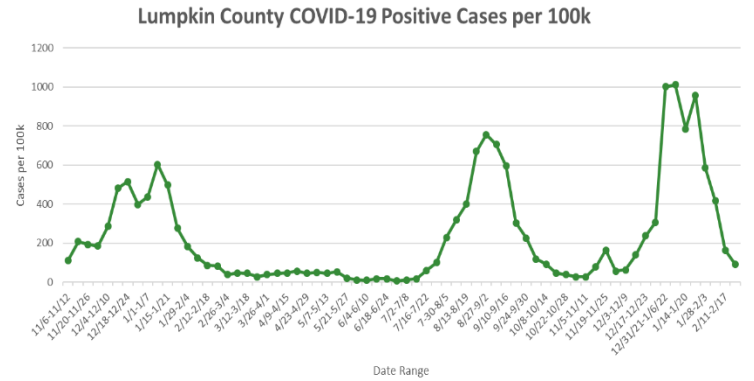
Hart County

COVID-19 Cases	
Total Positive Cases	3,148
14 Day Case Rate (per 100K)	77
Percent Positive over last 2 weeks	5.1%
Total Hospitalizations	193
Total Deaths	55
COVID-19 Vaccine	
Vaccines Administered	25,486
Vaccines Administered per 100K	98,886
One Dose:	11,223 (44% residents)
Fully Vaccinated:	10,290 (40% residents)



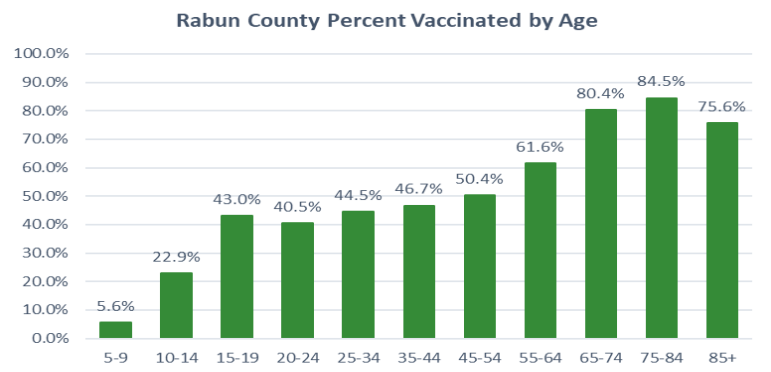
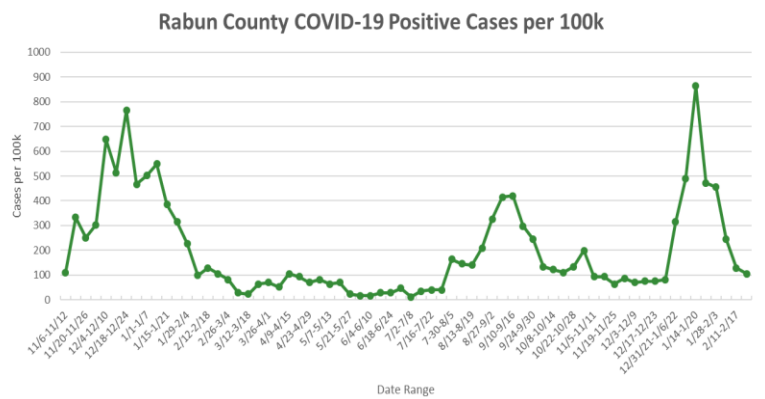
Lumpkin County

COVID-19 Cases	
Total Positive Cases	6,502
14 Day Case Rate (per 100K)	225
Percent Positive over last 2 weeks	10.1%
Total Hospitalizations	464
Total Deaths	105
COVID-19 Vaccine	
Vaccines Administered	30,086
Vaccines Administered per 100K	92,852
One Dose:	13,126 (41% residents)
Fully Vaccinated:	12,129 (37% residents)



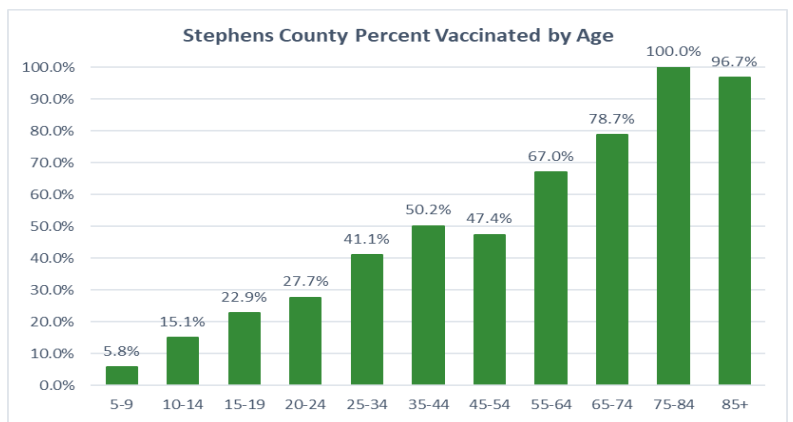
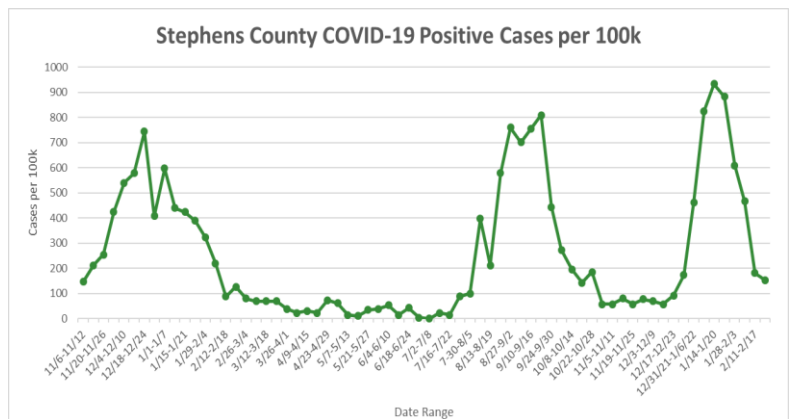
Rabun County

COVID-19 Cases	
Total Positive Cases	2,780
14 Day Case Rate (per 100K)	224
Percent Positive over last 2 weeks	11.0%
Total Hospitalizations	248
Total Deaths	75
COVID-19 Vaccine	
Vaccines Administered	20,849
Vaccines Administered per 100K	125,256
One Dose:	8,847 (53% residents)
Fully Vaccinated:	8,180 (49% residents)



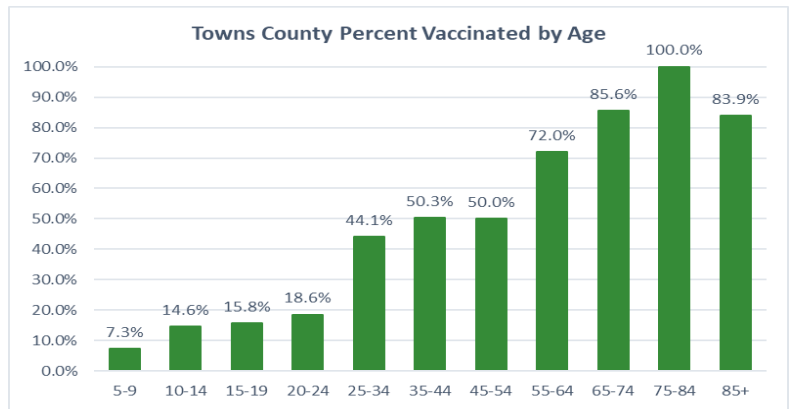
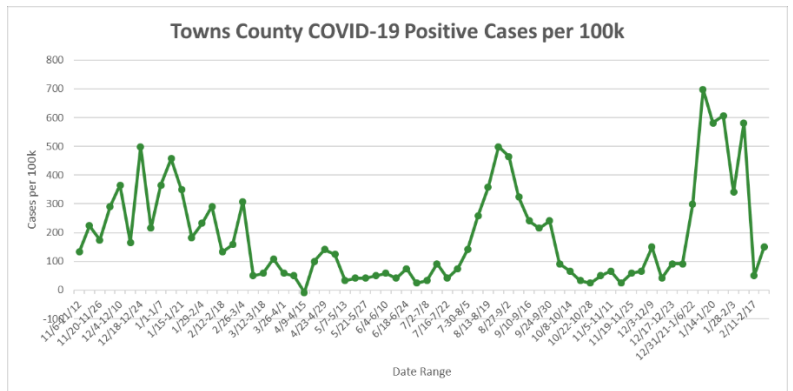
Stephens County

COVID-19 Cases	
Total Positive Cases	5,877
14 Day Case Rate (per 100K)	292
Percent Positive over last 2 weeks	13.4%
Total Hospitalizations	381
Total Deaths	123
COVID-19 Vaccine	
Vaccines Administered	27,402
Vaccines Administered per 100K	106,415
One Dose:	12,055 (47% residents)
Fully Vaccinated:	11,089 (43% residents)



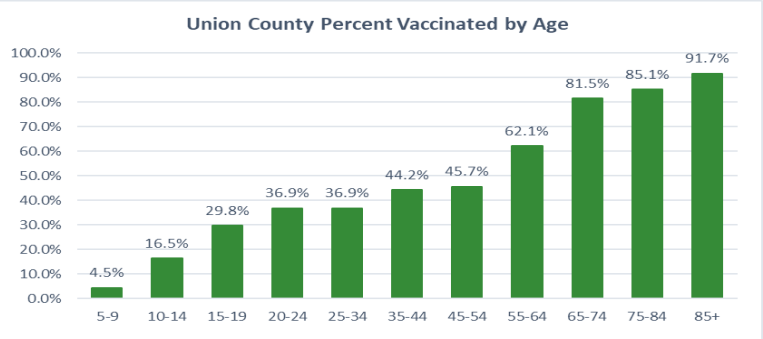
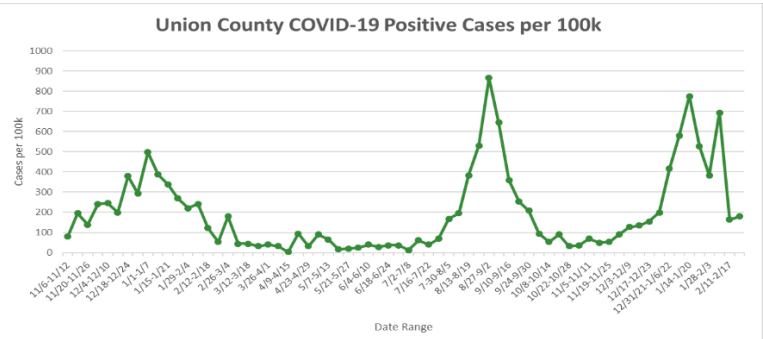
Towns County

COVID-19 Cases	
Total Positive Cases	2,017
14 Day Case Rate (per 100K)	233
Percent Positive over last 2 weeks	6.7%
Total Hospitalizations	202
Total Deaths	78
COVID-19 Vaccine	
Vaccines Administered	15,824
Vaccines Administered per 100K	136,214
One Dose:	6,605 (57% residents)
Fully Vaccinated:	6,132 (53% residents)



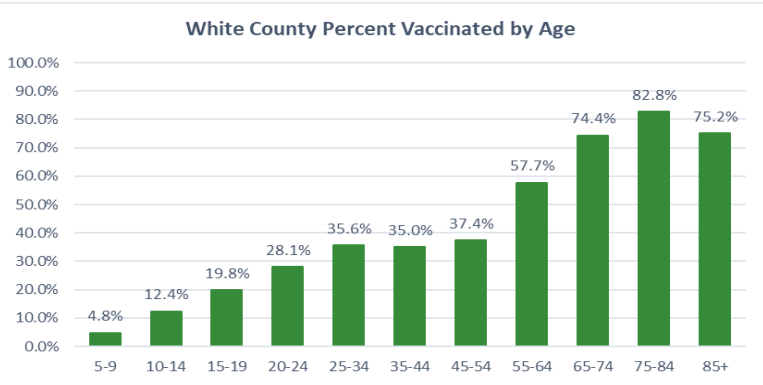
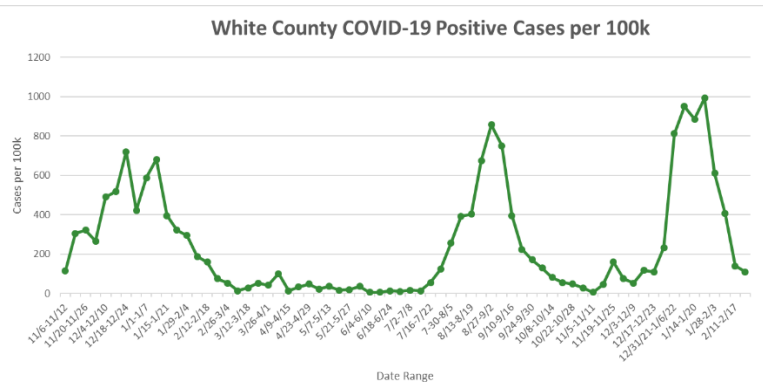
Union County

COVID-19 Cases	
Total Positive Cases	4,253
14 Day Case Rate (per 100K)	280
Percent Positive over last 2 weeks	13.3%
Total Hospitalizations	393
Total Deaths	128
COVID-19 Vaccine	
Vaccines Administered	29,550
Vaccines Administered per 100K	126,889
One Dose:	12,475 (54% residents)
Fully Vaccinated:	11,670 (50% residents)



White County

COVID-19 Cases	
Total Positive Cases	6,230
14 Day Case Rate (per 100K)	227
Percent Positive over last 2 weeks	13.9%
Total Hospitalizations	454
Total Deaths	134
COVID-19 Vaccine	
Vaccines Administered	28,687
Vaccines Administered per 100K	97,280
One Dose:	12,382 (42% residents)
Fully Vaccinated:	11,482 (39% residents)



EPI SUMMARY: Data source Georgia DPH and SendSS. Cases include all confirmed and probable cases. Population data source Oasis, 2019. Time frame as of 11/06/2020 to 2/25/2022. Vaccines introduced 12/19/2020 – decline noted in cases after vaccine implementation. Vaccine data includes number of vaccines administered in each county in District 2 and vaccines administered per 100,000 (of the total

county population). Vaccine data also shows number of one dose received and percentage of residents as well as 2 doses received, and percentage of residents vaccinated.

*Graph above shows weekly changes in COVID cases. The case rate reported in the graph is approximately half of the 14-day case rate.

*Vaccine graph shows percentage of individuals vaccinated by age group.

Georgia Flu Surveillance Update: Week 07 (Ending February 19, 2022)

As of week 07, Georgia flu activity is minimal= 1 (on the scale of 1-13). Activity levels are based on the percent of outpatient visits in Georgia due to Influenza-like illness during this timeframe.

For the corresponding week, the percentage of outpatient visits for Influenza-like Illness was 1.9%, the number of influenza-associated death was 0; the number of Metro Area Influenza Hospitalizations was 6; and reported Influenza Outbreak was 0.

Getting the flu shot is the best thing you can do to protect yourself and others.

District 2 health departments have flu vaccines available. Please contact your local health department for information on how to get your Flu vaccine at

http://phdistrict2.org/?page_id=597.

To learn more about how to protect yourself against flu, visit DPH website at

<https://dph.georgia.gov/epidemiology/influenza/seasonal-flu-influenza>

and CDC website at <https://www.cdc.gov/flu/>