



District 2 Public Health

Zachary Taylor, M.D., M.S., Health Director

1280 Athens Street • Gainesville, Georgia 30507

PH: 770-535-5743 • FAX: 770-535-5958 • www.phdistrict2.org

Banks, Dawson, Forsyth, Franklin, Habersham, Hall, Hart, Lumpkin, Rabun, Stephens, Towns, Union and White Counties

Date: January 10, 2022

District 2 Epidemiology Department

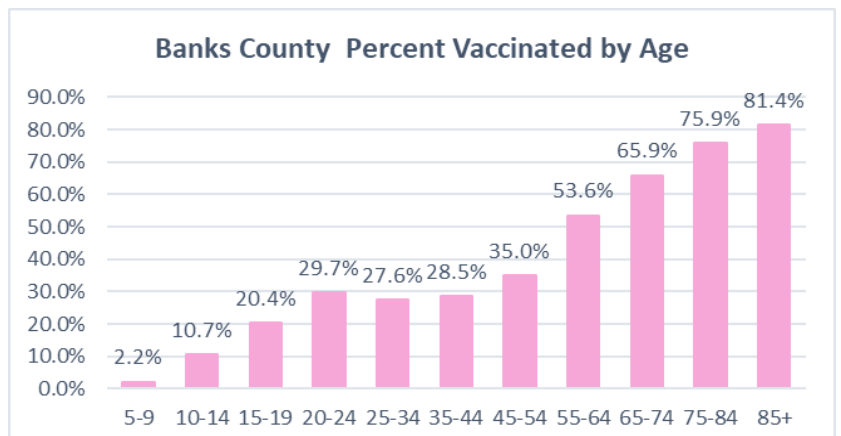
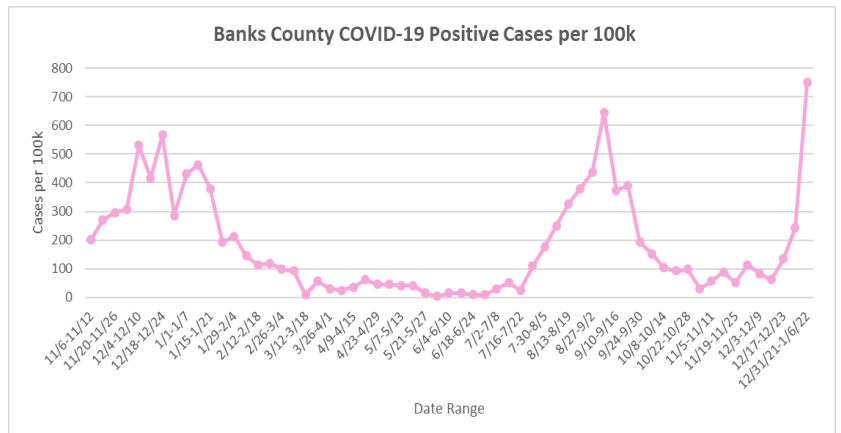
Marie Brown, MPH

Notifiable Disease Coordinator/ Epi lead

marie.brown@dph.ga.gov • PH: 770-519-7661

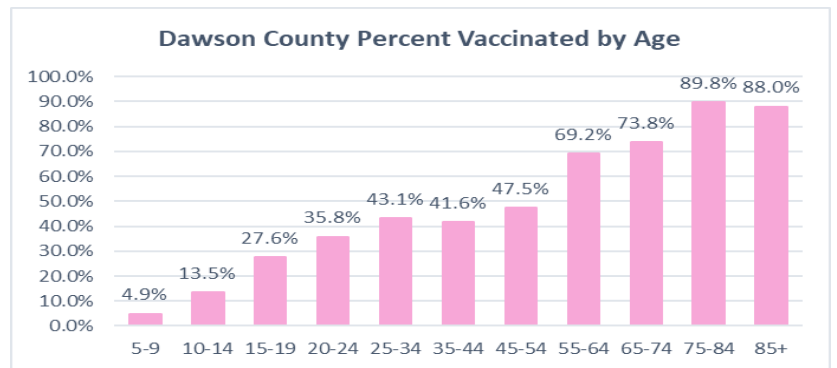
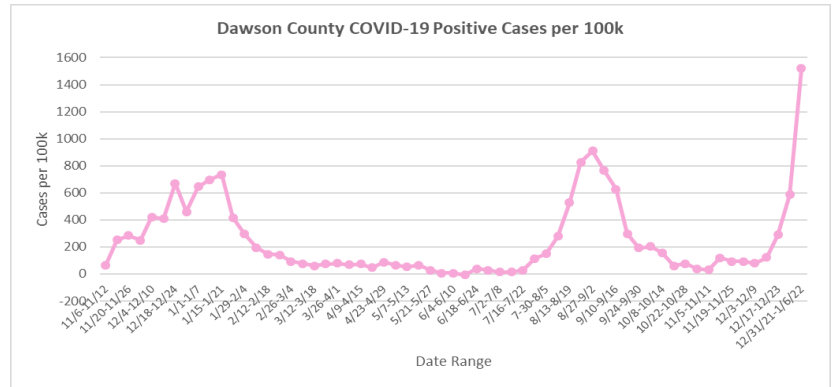
Banks County

COVID-19 Cases	
Total Positive Cases	2,681
14 Day Case Rate (per 100K)	821
Percent Positive over last 2 weeks	36.5%
Total Hospitalizations	297
Total Deaths	65
COVID-19 Vaccine	
Vaccines Administered	13,899
Vaccines Administered per 100K	74,294
One Dose:	6,432 (34% residents)
Fully Vaccinated:	5,856 (31% residents)



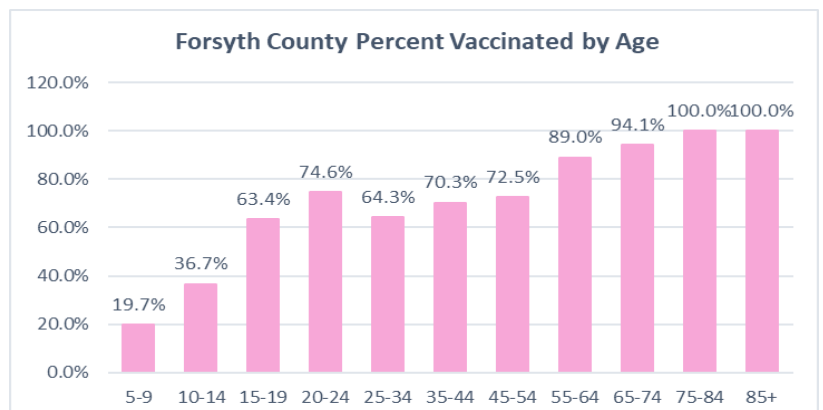
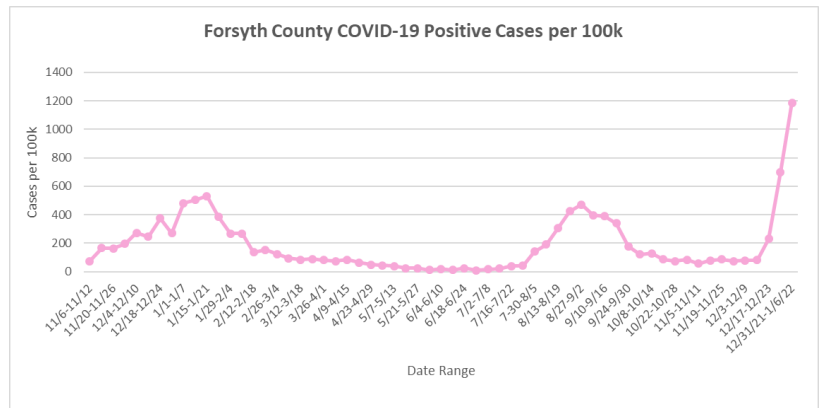
Dawson County

COVID-19 Cases	
Total Positive Cases	4,859
14 Day Case Rate (per 100K)	1,843
Percent Positive over last 2 weeks	33.7%
Total Hospitalizations	360
Total Deaths	78
COVID-19 Vaccine	
Vaccines Administered	24,622
Vaccines Administered per 100K	100,350
One Dose:	11,119 (45% residents)
Fully Vaccinated:	10,299 (42% residents)



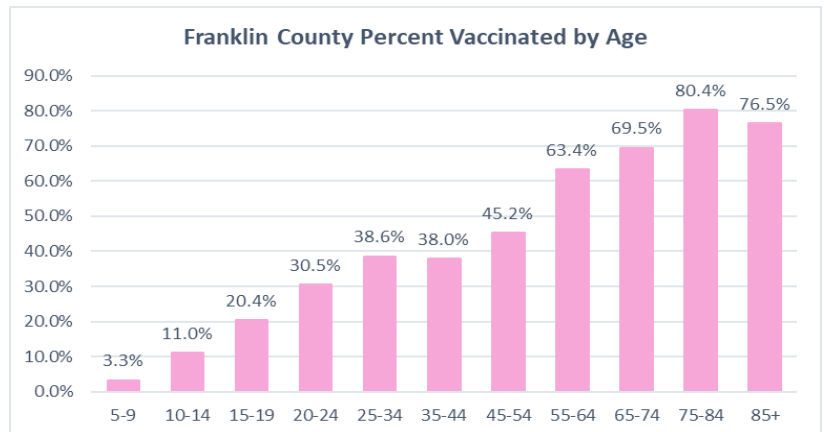
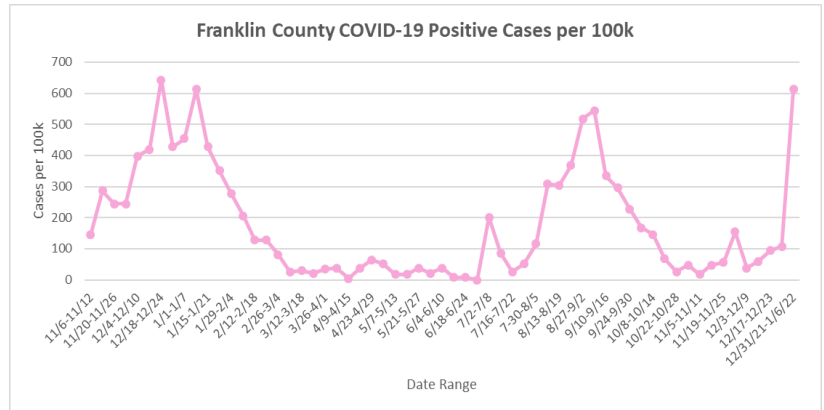
Forsyth County

COVID-19 Cases	
Total Positive Cases	32,676
14 Day Case Rate (per 100K)	1,679
Percent Positive over last 2 weeks	35.1%
Total Hospitalizations	1,361
Total Deaths	293
COVID-19 Vaccine	
Vaccines Administered	318,233
Vaccines Administered per 100K	139,341
One Dose:	140,421 (61% residents)
Fully Vaccinated:	130,447 (57% residents)



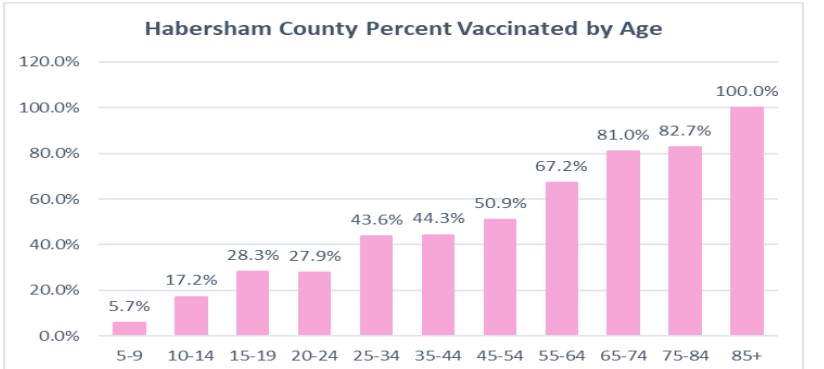
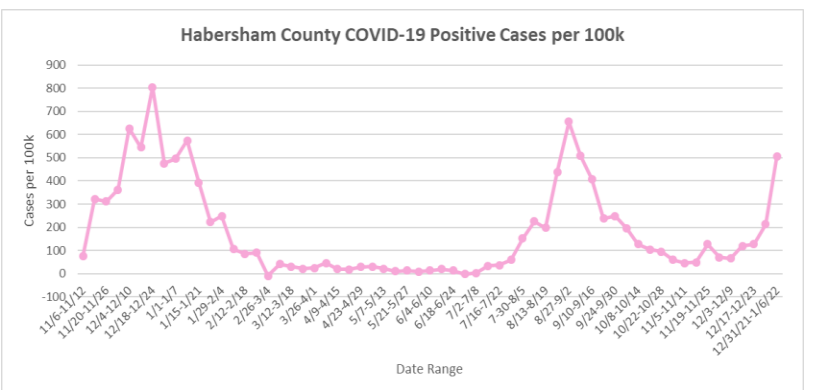
Franklin County

COVID-19 Cases	
Total Positive Cases	3,524
14 Day Case Rate (per 100K)	587
Percent Positive over last 2 weeks	36.1%
Total Hospitalizations	230
Total Deaths	69
COVID-19 Vaccine	
Vaccines Administered	20,286
Vaccines Administered per 100K	89,106
One Dose:	9,346 (41% residents)
Fully Vaccinated:	8,533 (37% residents)



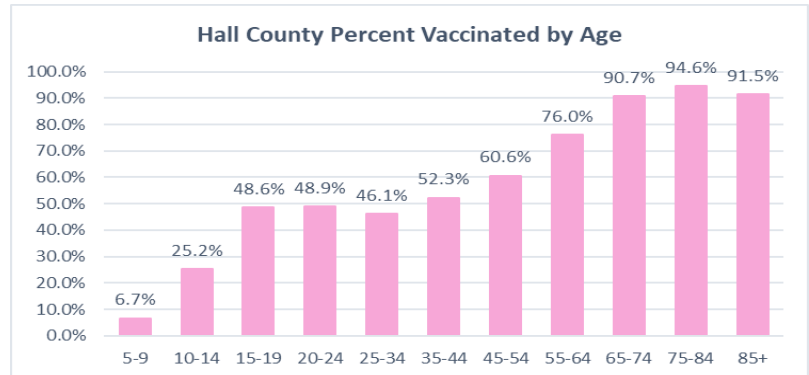
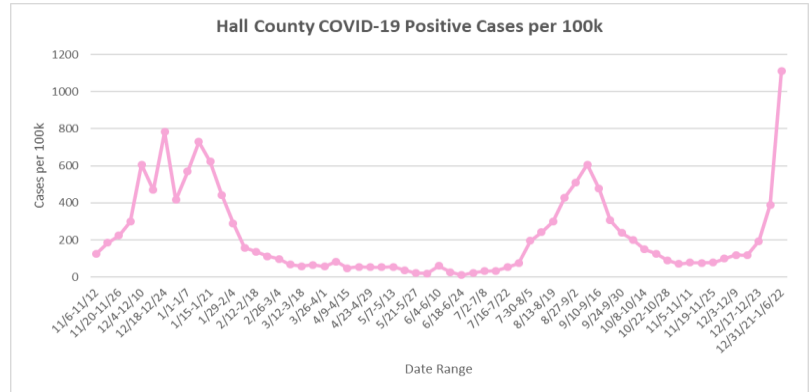
Habersham County

COVID-19 Cases	
Total Positive Cases	6,968
14 Day Case Rate (per 100K)	646
Percent Positive over last 2 weeks	29.3%
Total Hospitalizations	660
Total Deaths	205
COVID-19 Vaccine	
Vaccines Administered	44,110
Vaccines Administered per 100K	98,843
One Dose:	20,331 (46% residents)
Fully Vaccinated:	18,575 (42% residents)



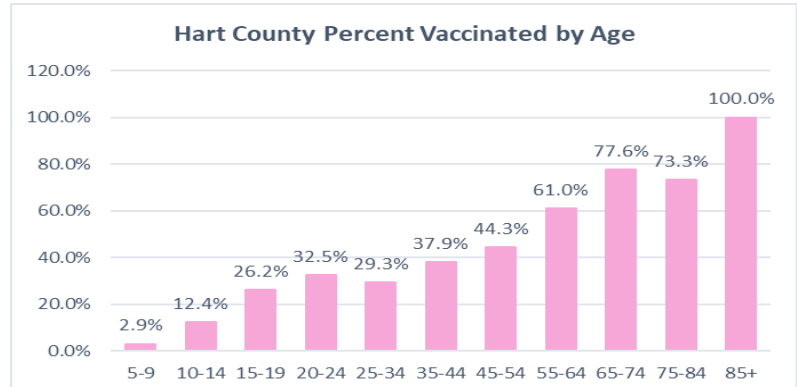
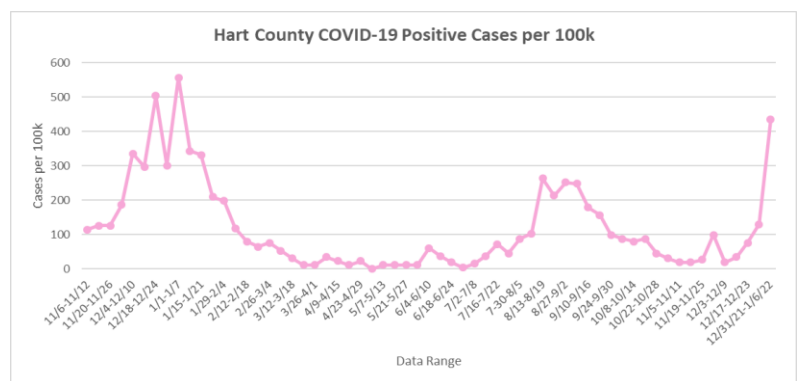
Hall County

COVID-19 Cases	
Total Positive Cases	38,211
14 Day Case Rate (per 100K)	1,305
Percent Positive over last 2 weeks	36.8%
Total Hospitalizations	3,281
Total Deaths	662
COVID-19 Vaccine	
Vaccines Administered	219,861
Vaccines Administered per 100K	110,668
One Dose:	101,128 (51% residents)
Fully Vaccinated:	92,607 (47% residents)



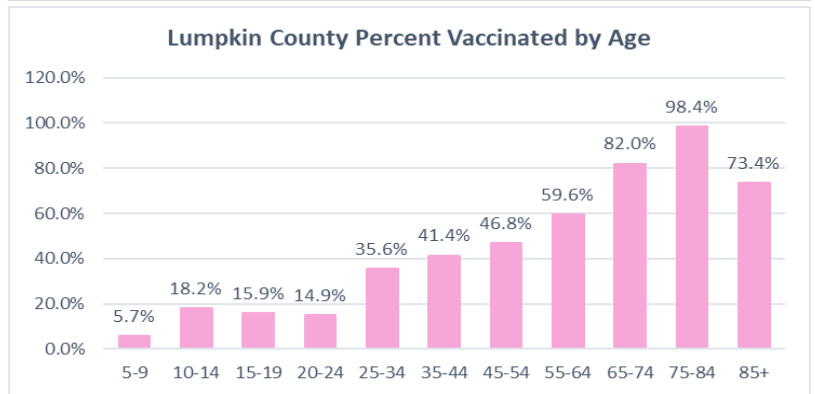
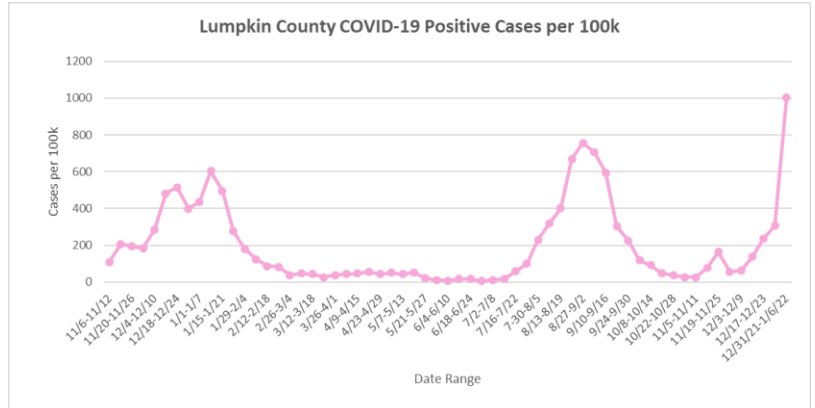
Hart County

COVID-19 Cases	
Total Positive Cases	2,495
14 Day Case Rate (per 100K)	456
Percent Positive over last 2 weeks	31.9%
Total Hospitalizations	172
Total Deaths	50
COVID-19 Vaccine	
Vaccines Administered	24,393
Vaccines Administered per 100K	94,645
One Dose:	11,009 (43% residents)
Fully Vaccinated:	10,052 (39% residents)



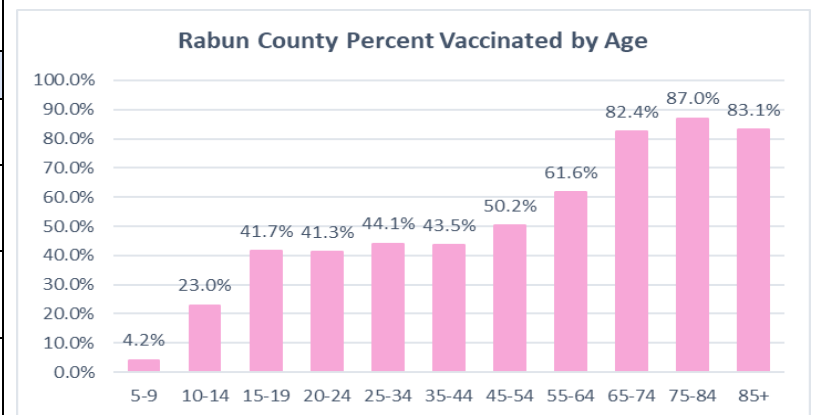
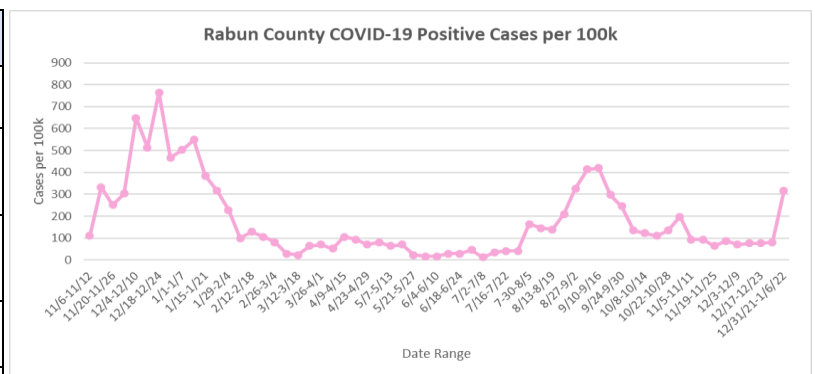
Lumpkin County

COVID-19 Cases	
Total Positive Cases	5,098
14 Day Case Rate (per 100K)	1,225
Percent Positive over last 2 weeks	34.4%
Total Hospitalizations	440
Total Deaths	94
COVID-19 Vaccine	
Vaccines Administered	28,940
Vaccines Administered per 100K	89,315
One Dose:	12,926 (40% residents)
Fully Vaccinated:	11,925 (37% residents)



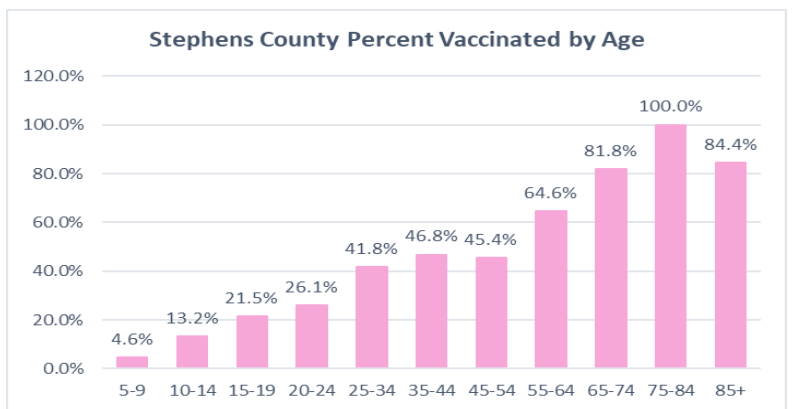
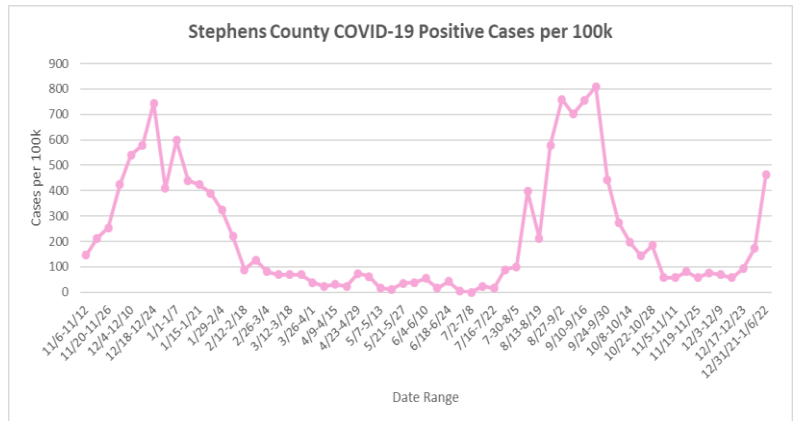
Rabun County

COVID-19 Cases	
Total Positive Cases	2,295
14 Day Case Rate (per 100K)	371
Percent Positive over last 2 weeks	24.0%
Total Hospitalizations	225
Total Deaths	66
COVID-19 Vaccine	
Vaccines Administered	20,161
Vaccines Administered per 100K	121,123
One Dose:	8,732 (52% residents)
Fully Vaccinated:	8,038 (48% residents)



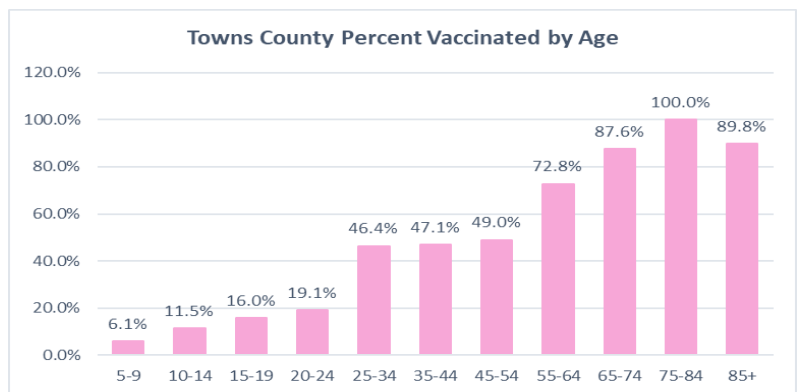
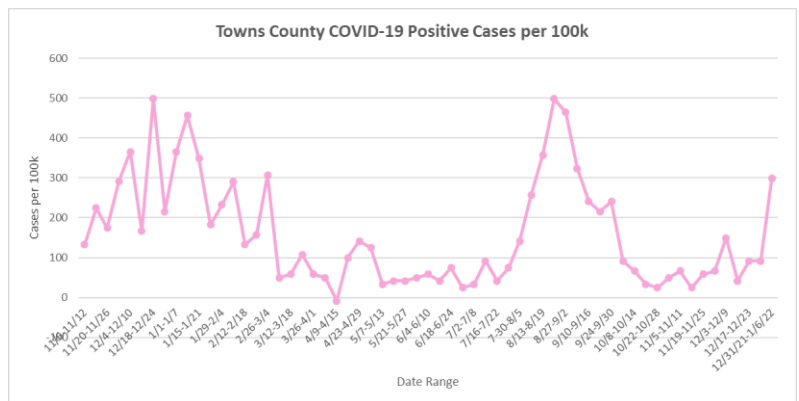
Stephens County

COVID-19 Cases	
Total Positive Cases	4,802
14 Day Case Rate (per 100K)	570
Percent Positive over last 2 weeks	32.2%
Total Hospitalizations	361
Total Deaths	114
COVID-19 Vaccine	
Vaccines Administered	26,270
Vaccines Administered per 100K	102,019
One Dose:	11,809 (46% residents)
Fully Vaccinated:	10,845 (42% residents)



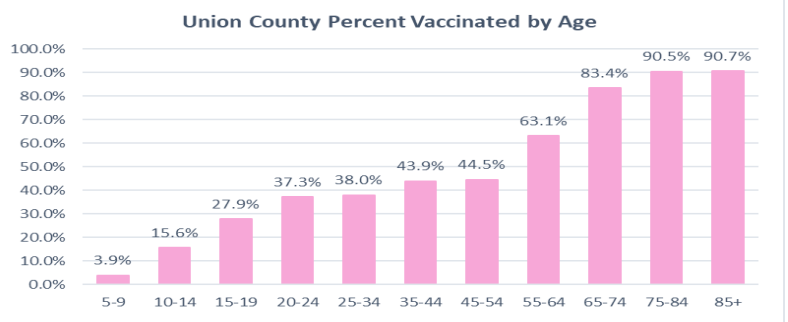
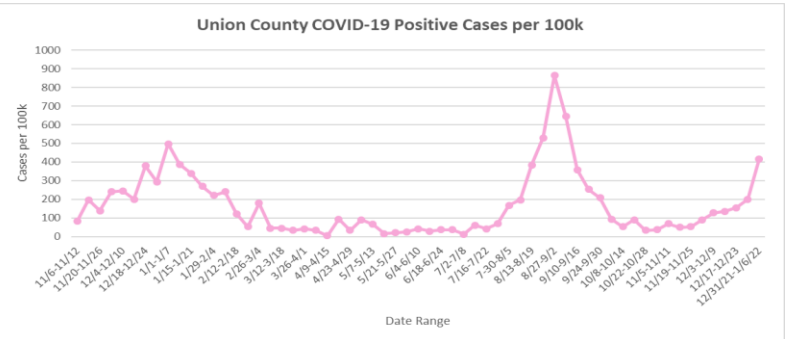
Towns County

COVID-19 Cases	
Total Positive Cases	1,644
14 Day Case Rate (per 100K)	366
Percent Positive over last 2 weeks	16.1%
Total Hospitalizations	187
Total Deaths	71
COVID-19 Vaccine	
Vaccines Administered	15,416
Vaccines Administered per 100K	132,702
One Dose:	6,544 (56% residents)
Fully Vaccinated:	6,071 (52% residents)



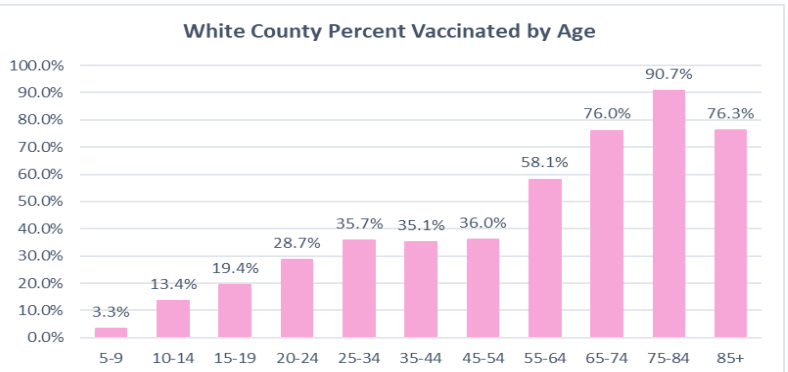
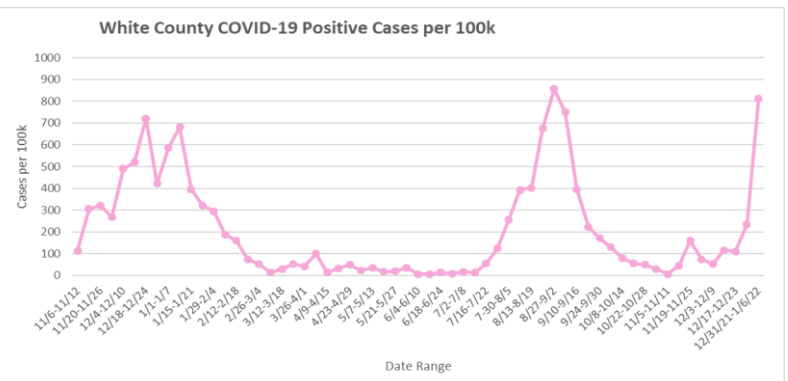
Union County

COVID-19 Cases	
Total Positive Cases	3,430
14 Day Case Rate (per 100K)	572
Percent Positive over last 2 weeks	18.4%
Total Hospitalizations	356
Total Deaths	120
COVID-19 Vaccine	
Vaccines Administered	28,744
Vaccines Administered per 100K	123,428
One Dose:	12,346 (53% residents)
Fully Vaccinated:	11,516 (49% residents)



White County

COVID-19 Cases	
Total Positive Cases	4,911
14 Day Case Rate (per 100K)	885
Percent Positive over last 2 weeks	34.1%
Total Hospitalizations	422
Total Deaths	118
COVID-19 Vaccine	
Vaccines Administered	27,674
Vaccines Administered per 100K	93,845
One Dose:	12,214 (41% residents)
Fully Vaccinated:	11,305 (38% residents)



EPI SUMMARY: Data source Georgia DPH and SendSS. Cases include all confirmed and probable cases. Population data source Oasis, 2019. Time frame as of 11/06/2020 to 1/6/2022. Vaccines introduced 12/19/2020 – decline noted in cases after vaccine implementation. Vaccine data includes number of vaccines administered in each county in District 2 and vaccines administered per 100,000 (of the total county population). Vaccine data also shows number of one dose received and percentage of residents as well as 2 doses received, and percentage of residents vaccinated.

*Graph above shows weekly changes in COVID cases. The case rate reported in the graph is approximately half of the 14-day case rate.

*Vaccine graph shows percentage of individuals vaccinated by age group.

Date: January 10, 2022

Georgia Flu Surveillance Update: Week 52 (Ending January 01, 2022)

As of week 52, Georgia flu activity is very high= 12 (on the scale of 1-13). Activity levels are based on the percent of outpatient visits in Georgia due to Influenza-like illness during this timeframe.

For the corresponding week, the percentage of outpatient visits for Influenza-like Illness was 8.1%, the number of influenza-associated death was 0; the number of Metro Area Influenza Hospitalizations was 7; and reported Influenza Outbreak was 1.

Getting the flu shot is the best thing you can do to protect yourself and others.

District 2 health departments have flu vaccines available. Please contact your local health department for information on how to get your Flu vaccine at http://phdistrict2.org/?page_id=597.

To learn more about how to protect yourself against flu, visit DPH website at <https://dph.georgia.gov/epidemiology/influenza/seasonal-flu-influenza> and CDC website at <https://www.cdc.gov/flu/>