



# District 2 Public Health

Zachary Taylor, M.D., M.S., Health Director

1280 Athens Street • Gainesville, Georgia 30507

PH: 770-535-5743 • FAX: 770-535-5958 • [www.phdistrict2.org](http://www.phdistrict2.org)

Banks, Dawson, Forsyth, Franklin, Habersham, Hall, Hart, Lumpkin, Rabun, Stephens, Towns, Union and White Counties

Date: December 13, 2021

District 2 Epidemiology Department

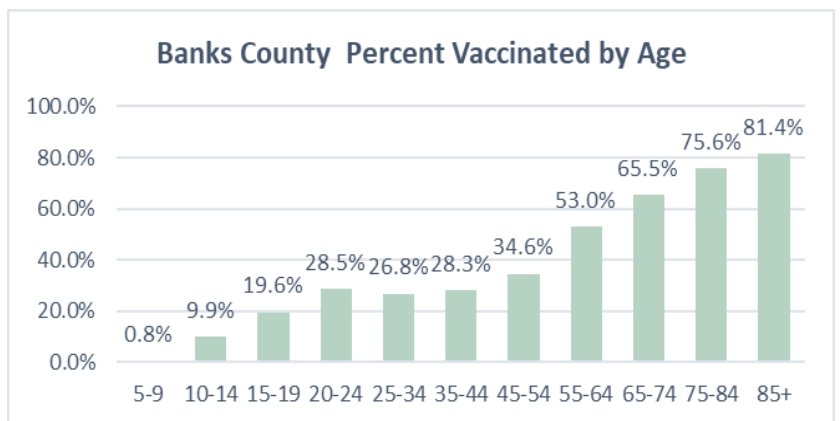
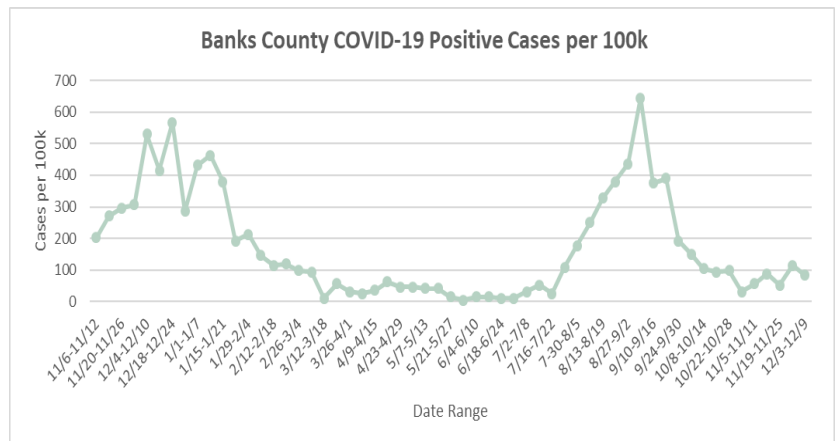
Marie Brown, MPH

Notifiable Disease Coordinator/ Epi lead

[marie.brown@dph.ga.gov](mailto:marie.brown@dph.ga.gov) • PH: 770-519-7661

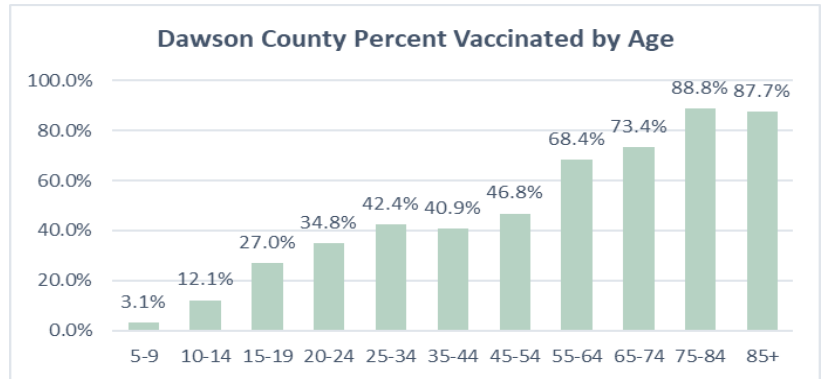
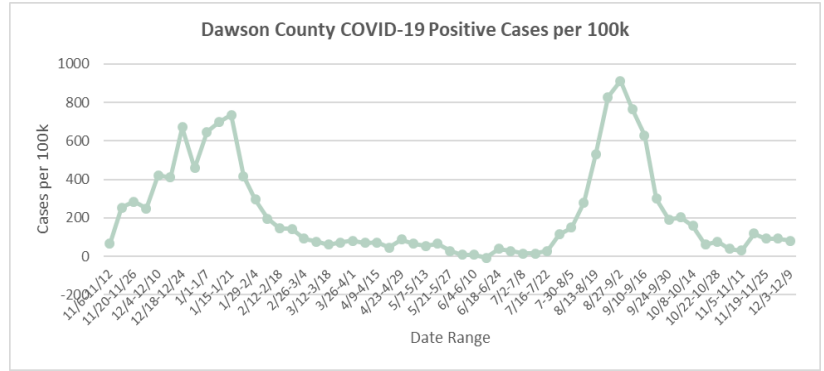
## Banks County

COVID-19 Cases	
Total Positive Cases	2,490
14 Day Case Rate (per 100K)	160
Percent Positive over last 2 weeks	8.8%
Total Hospitalizations	291
Total Deaths	63
COVID-19 Vaccine	
Vaccines Administered	13,141
Vaccines Administered per 100K	70,242
One Dose:	6,324 (34% residents)
Fully Vaccinated:	5,759 (31% residents)



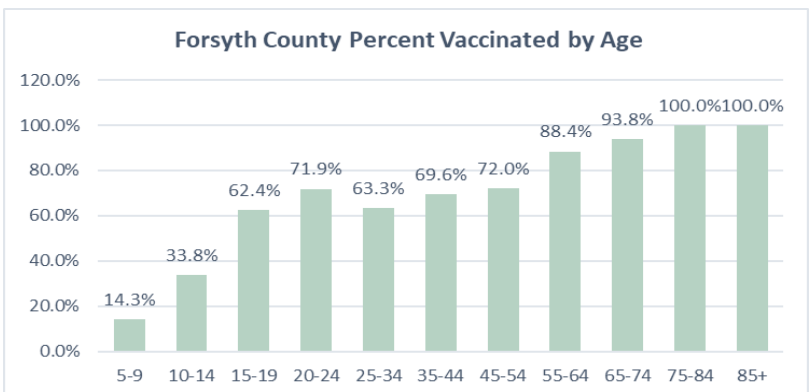
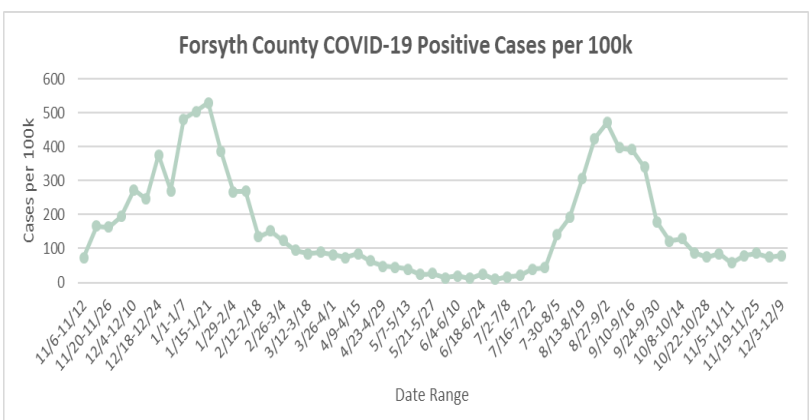
## Dawson County

COVID-19 Cases	
Total Positive Cases	4,275
14 Day Case Rate (per 100K)	163
Percent Positive over last 2 weeks	7.8%
Total Hospitalizations	353
Total Deaths	75
COVID-19 Vaccine	
Vaccines Administered	23,324
Vaccines Administered per 100K	95,060
One Dose:	10,937 (45% residents)
Fully Vaccinated:	10,107 (41% residents)



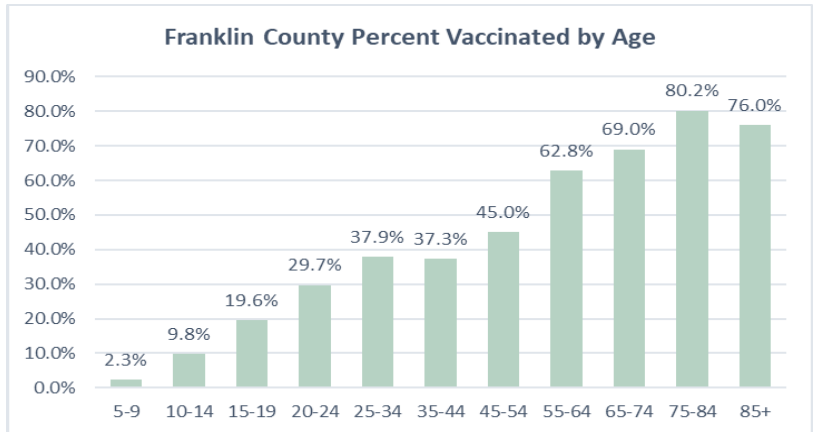
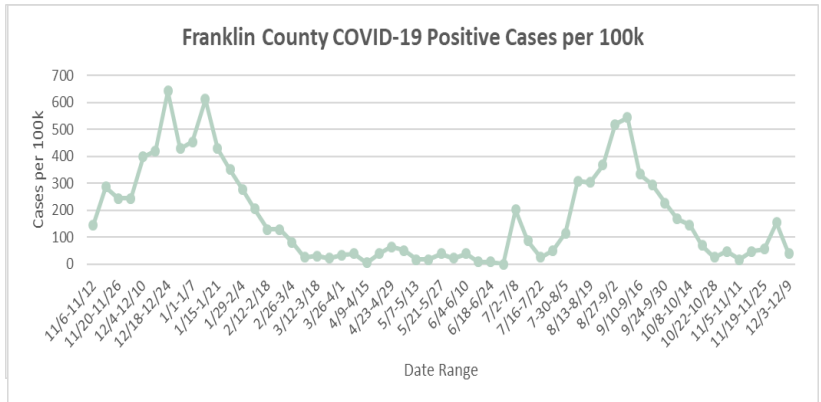
## Forsyth County

COVID-19 Cases	
Total Positive Cases	27,880
14 Day Case Rate (per 100K)	149
Percent Positive over last 2 weeks	5.2%
Total Hospitalizations	1,297
Total Deaths	280
COVID-19 Vaccine	
Vaccines Administered	294,943
Vaccines Administered per 100K	129,144
One Dose:	137,562 (60% residents)
Fully Vaccinated:	127,014 (56% residents)



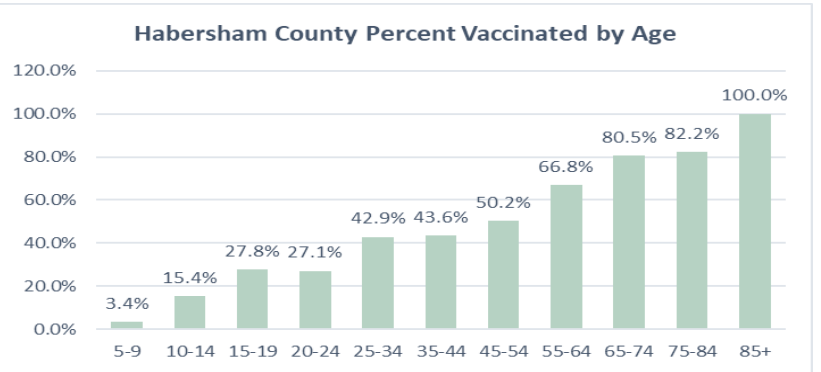
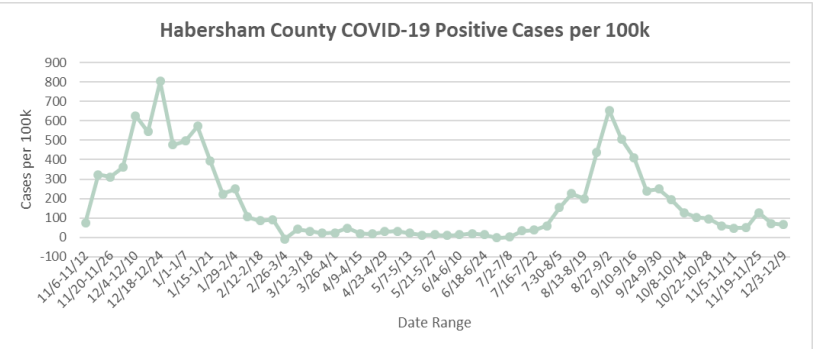
## Franklin County

COVID-19 Cases	
Total Positive Cases	3,363
14 Day Case Rate (per 100K)	197
Percent Positive over last 2 weeks	6.2%
Total Hospitalizations	223
Total Deaths	69
COVID-19 Vaccine	
Vaccines Administered	19,289
Vaccines Administered per 100K	84,727
One Dose:	9,215 (40% residents)
Fully Vaccinated:	8,437 (37% residents)



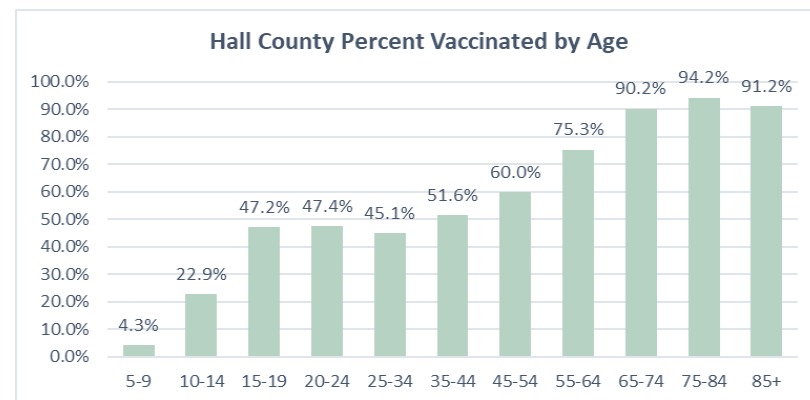
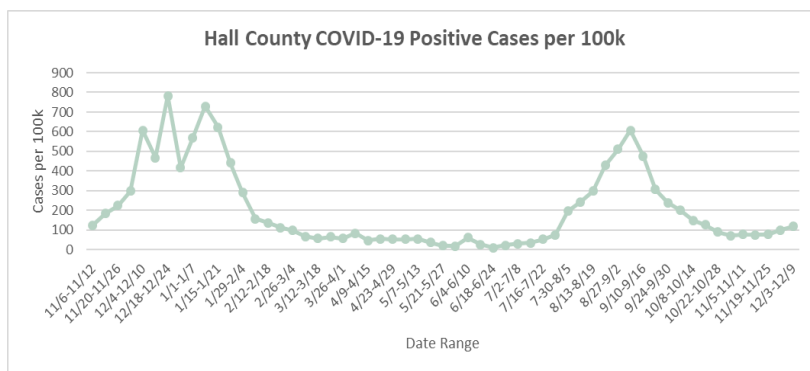
## Habersham County

COVID-19 Cases	
Total Positive Cases	6,600
14 Day Case Rate (per 100K)	159
Percent Positive over last 2 weeks	9.0%
Total Hospitalizations	647
Total Deaths	196
COVID-19 Vaccine	
Vaccines Administered	41,686
Vaccines Administered per 100K	93,411
One Dose:	20,005 (45% residents)
Fully Vaccinated:	18,191 (41% residents)



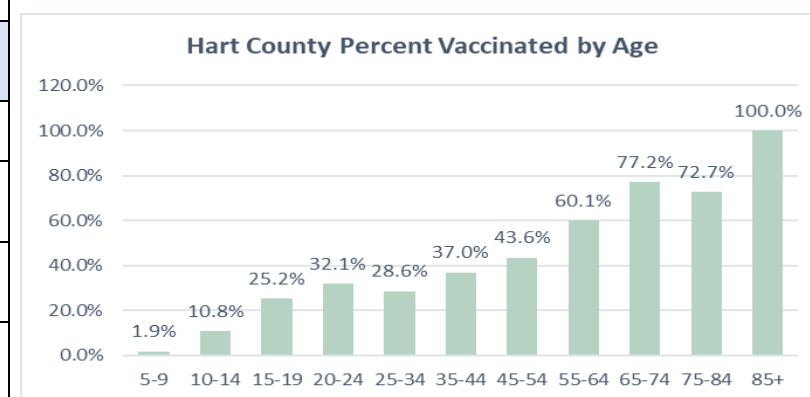
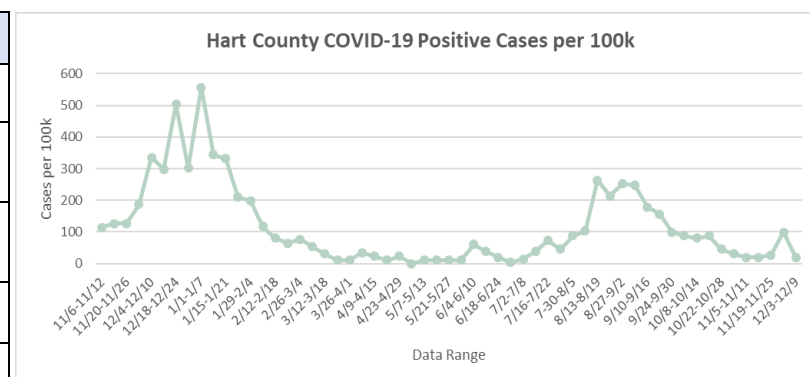
## Hall County

COVID-19 Cases	
Total Positive Cases	35,057
14 Day Case Rate (per 100K)	196
Percent Positive over last 2 weeks	7.7%
Total Hospitalizations	3,222
Total Deaths	645
COVID-19 Vaccine	
Vaccines Administered	207,992
Vaccines Administered per 100K	104,693
One Dose:	99,167 (50% residents)
Fully Vaccinated:	90,883 (46% residents)



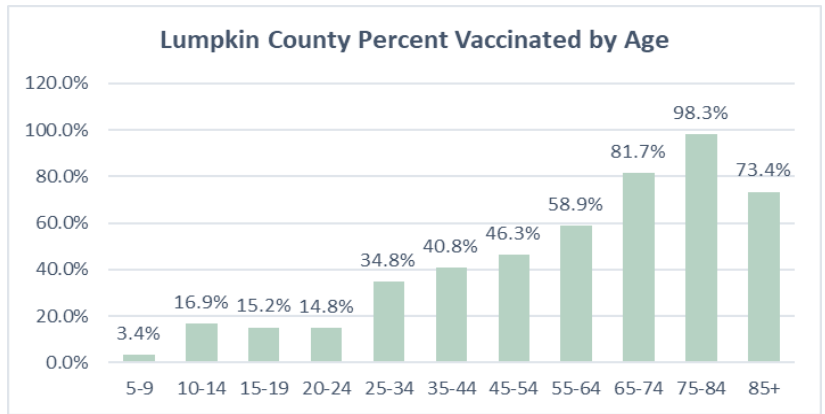
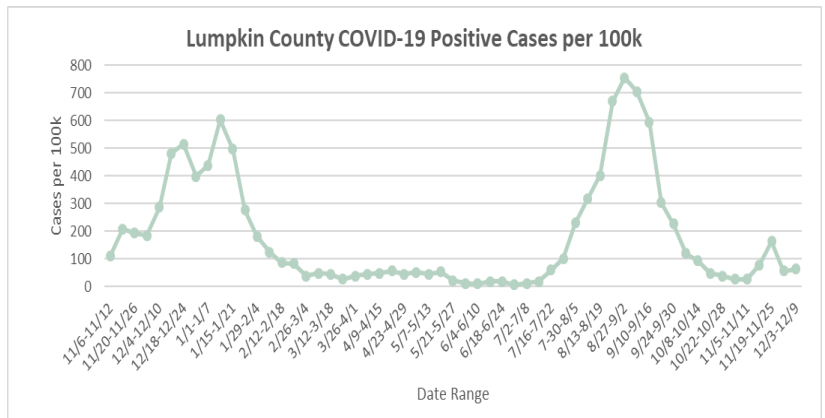
## Hart County

COVID-19 Cases	
Total Positive Cases	2,354
14 Day Case Rate (per 100K)	119
Percent Positive over last 2 weeks	3.5%
Total Hospitalizations	168
Total Deaths	50
COVID-19 Vaccine	
Vaccines Administered	23,094
Vaccines Administered per 100K	89,605
One Dose:	10,822 (42% residents)
Fully Vaccinated:	9,886 (38% residents)



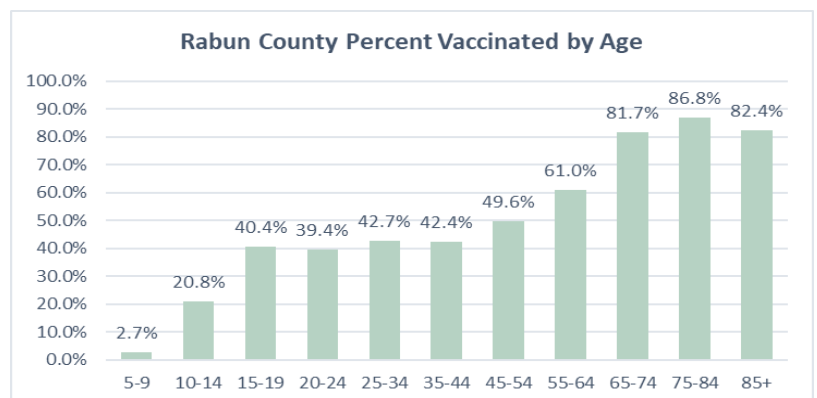
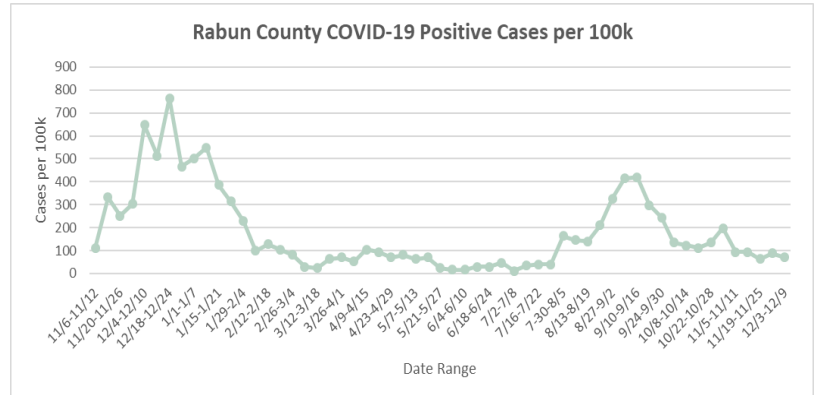
## Lumpkin County

COVID-19 Cases	
Total Positive Cases	4,597
14 Day Case Rate (per 100K)	142
Percent Positive over last 2 weeks	7.0%
Total Hospitalizations	435
Total Deaths	94
COVID-19 Vaccine	
Vaccines Administered	27,480
Vaccines Administered per 100K	84,809
One Dose:	12,738 (39% residents)
Fully Vaccinated:	11,746 (36% residents)



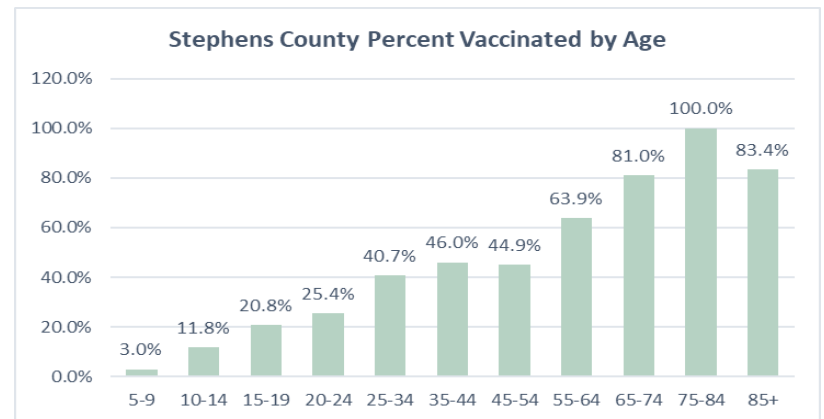
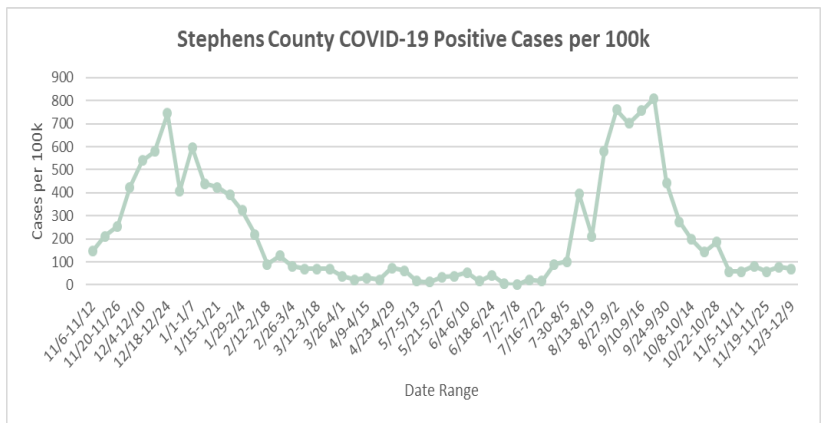
## Rabun County

COVID-19 Cases	
Total Positive Cases	2,216
14 Day Case Rate (per 100K)	177
Percent Positive over last 2 weeks	5.9%
Total Hospitalizations	217
Total Deaths	64
COVID-19 Vaccine	
Vaccines Administered	19,120
Vaccines Administered per 100K	114,869
One Dose:	8,588 (52% residents)
Fully Vaccinated:	7,918 (48% residents)



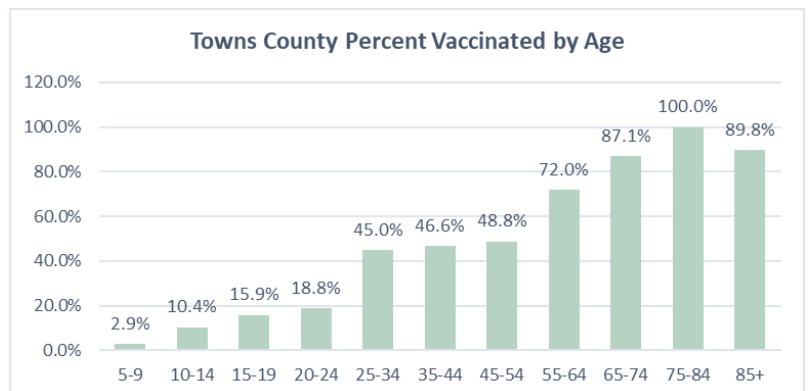
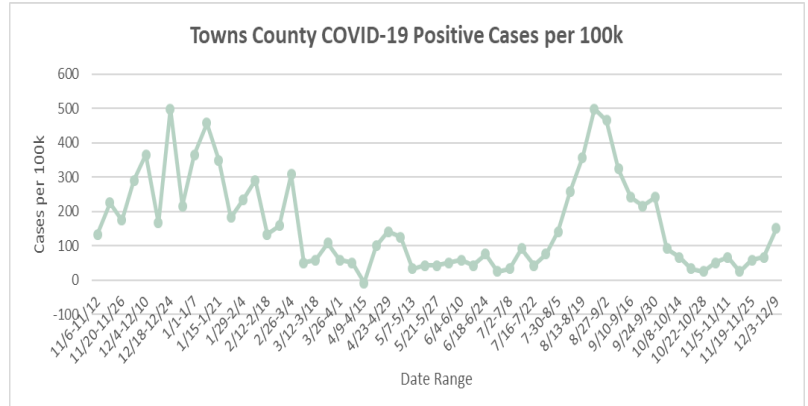
## Stephens County

COVID-19 Cases	
Total Positive Cases	4,626
14 Day Case Rate (per 100K)	148
Percent Positive over last 2 weeks	6.7%
Total Hospitalizations	357
Total Deaths	111
COVID-19 Vaccine	
Vaccines Administered	24,786
Vaccines Administered per 100K	96,256
One Dose:	11,603 (45% residents)
Fully Vaccinated:	10,634 (41% residents)



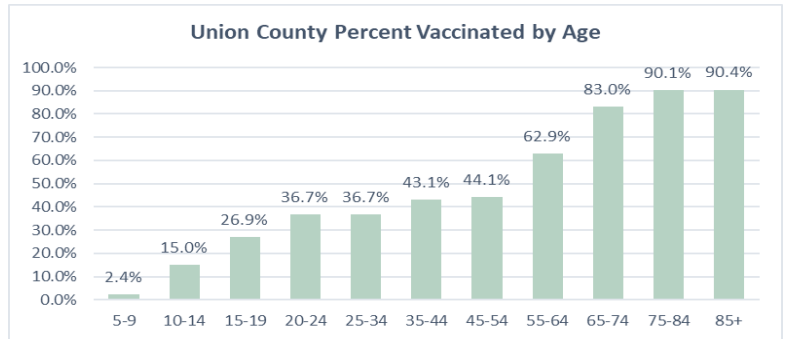
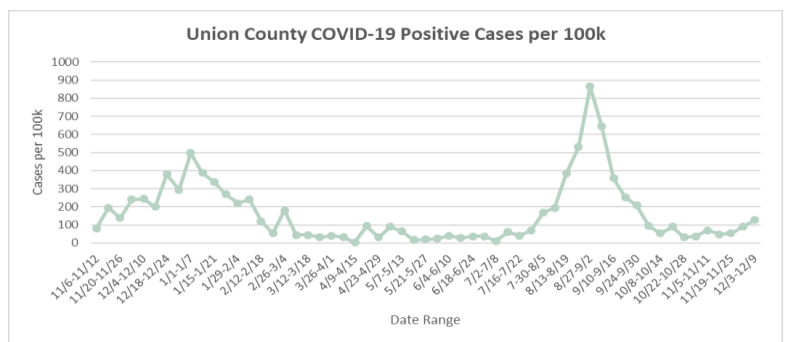
## Towns County

COVID-19 Cases	
Total Positive Cases	1,587
14 Day Case Rate (per 100K)	158
Percent Positive over last 2 weeks	4.9%
Total Hospitalizations	184
Total Deaths	68
COVID-19 Vaccine	
Vaccines Administered	14,763
Vaccines Administered per 100K	127,081
One Dose:	6,474 (56% residents)
Fully Vaccinated:	6,005 (52% residents)



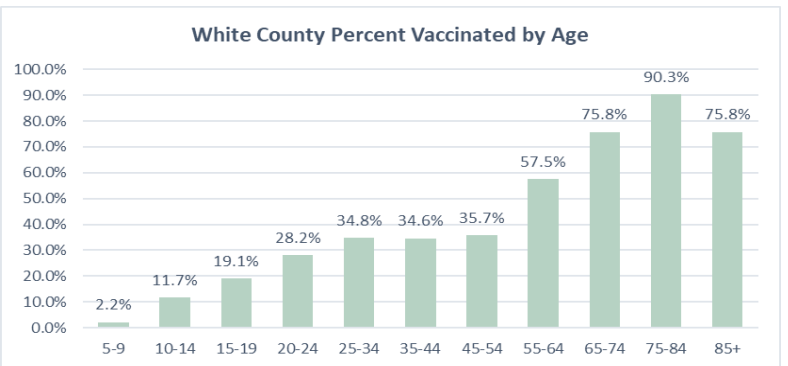
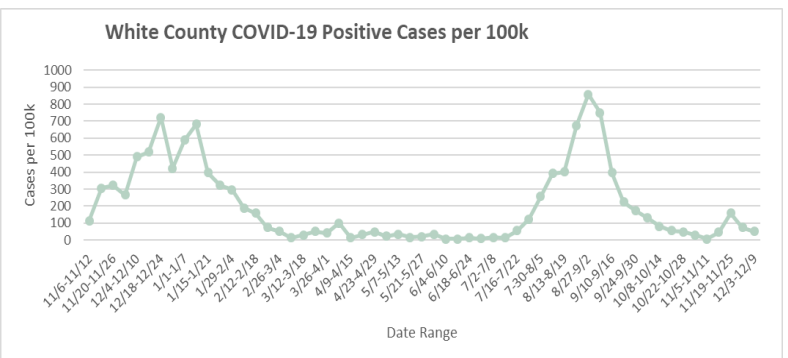
## Union County

COVID-19 Cases	
Total Positive Cases	3,224
14 Day Case Rate (per 100K)	205
Percent Positive over last 2 weeks	8.8%
Total Hospitalizations	343
Total Deaths	120
COVID-19 Vaccine	
Vaccines Administered	27,482
Vaccines Administered per 100K	118,009
One Dose:	12,226 (52% residents)
Fully Vaccinated:	11,393 (49% residents)



## White County

COVID-19 Cases	
Total Positive Cases	4,582
14 Day Case Rate (per 100K)	135
Percent Positive over last 2 weeks	6.8%
Total Hospitalizations	415
Total Deaths	116
COVID-19 Vaccine	
Vaccines Administered	26,255
Vaccines Administered per 100K	89,033
One Dose:	12,046 (41% residents)
Fully Vaccinated:	11,137 (38% residents)



**EPI SUMMARY:** Data source Georgia DPH and SendSS. Cases include all confirmed and probable cases. Population data source Oasis, 2019. Time frame as of 11/06/2020 to 12/09/2021. Vaccines introduced 12/19/2020 – decline noted in cases after vaccine implementation. Vaccine data includes number of vaccines administered in each county in District 2 and vaccines administered per 100,000 (of the total county population). Vaccine data also shows number of one dose received and percentage of residents as well as 2 doses received, and percentage of residents vaccinated.

\*Graph above shows weekly changes in COVID cases. The case rate reported in the graph is approximately half of the 14-day case rate.

\*Vaccine graph shows percentage of individuals vaccinated by age group.

Date: December 13, 2021

## Georgia Flu Surveillance Update: Week 48 (Ending December 04, 2021)

As of week 48, Georgia flu activity is moderate= 6 (on the scale of 1-13). Activity levels are based on the percent of outpatient visits in Georgia due to Influenza-like illness during this timeframe.

For the corresponding week, the percentage of outpatient visits for Influenza-like Illness was 3.6%, the number of influenza-associated death was 0; the number of Metro Area Influenza Hospitalizations was 5, and no reported Influenza Outbreak.

### **Getting the flu shot is the best thing you can do to protect yourself and others.**

District 2 health departments have flu vaccines available. Please contact your local health department for information on how to get your Flu vaccine at

[http://phdistrict2.org/?page\\_id=597](http://phdistrict2.org/?page_id=597).

To learn more about how to protect yourself against flu, visit DPH website at

<https://dph.georgia.gov/epidemiology/influenza/seasonal-flu-influenza>

and CDC website at <https://www.cdc.gov/flu/>