



District 2 Public Health

Zachary Taylor, M.D., M.S., Health Director

1280 Athens Street • Gainesville, Georgia 30507

PH: 770-535-5743 • FAX: 770-535-5958 • www.phdistrict2.org

Banks, Dawson, Forsyth, Franklin, Habersham, Hall, Hart, Lumpkin, Rabun, Stephens, Towns, Union and White Counties

Date: November 22, 2021

District 2 Epidemiology Department

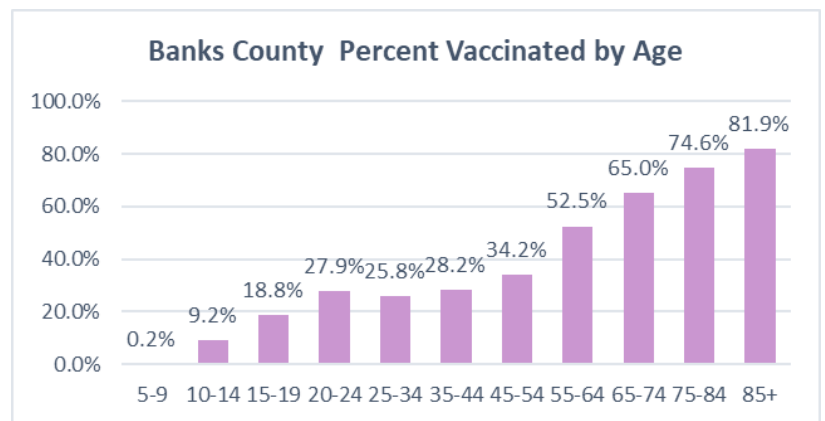
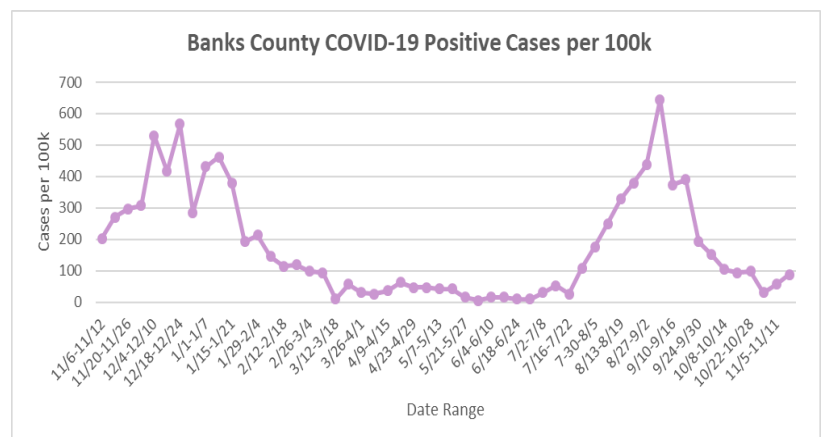
Marie Brown, MPH

Notifiable Disease Coordinator/ Epi lead

marie.brown@dph.ga.gov • PH: 770-519-7661

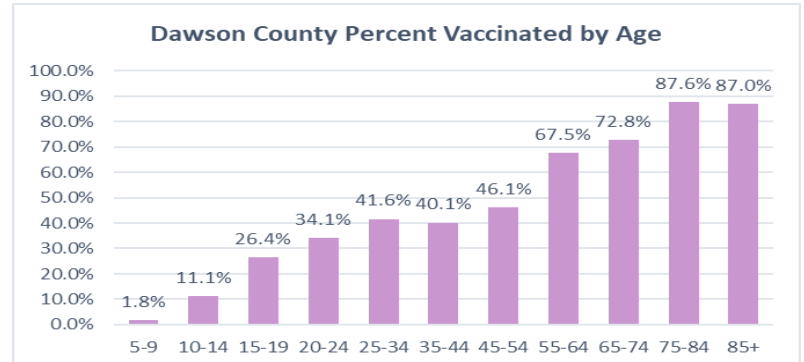
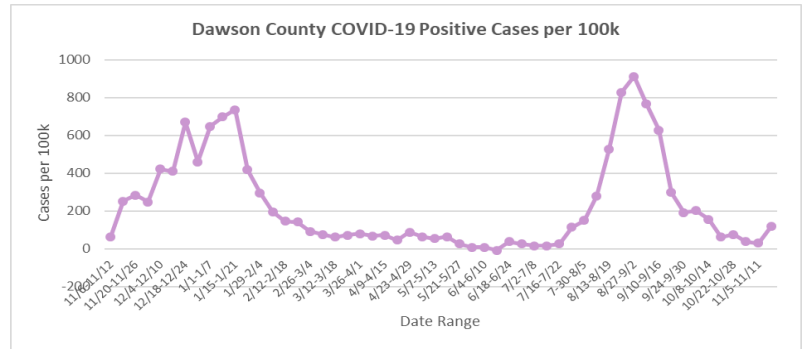
Banks County

COVID-19 Cases	
Total Positive Cases	2,440
14 Day Case Rate (per 100K)	90
Percent Positive over last 2 weeks	6.4%
Total Hospitalizations	283
Total Deaths	60
COVID-19 Vaccine	
Vaccines Administered	12,540
Vaccines Administered per 100K	67,030
One Dose:	6,227 (33% of residents)
Fully Vaccinated:	5,683 (30% of residents)



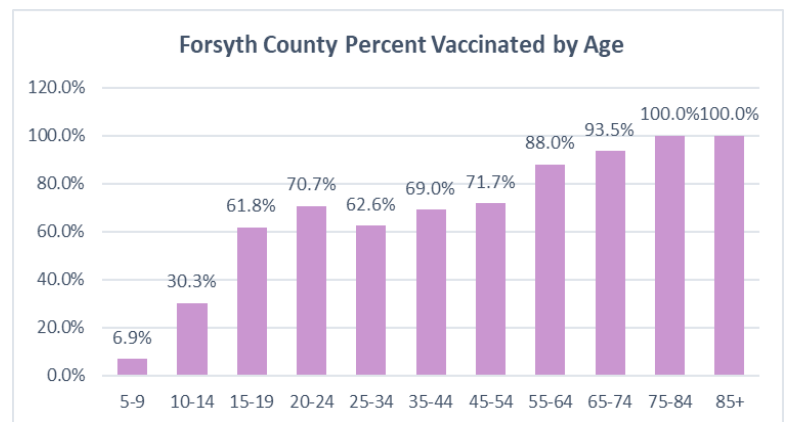
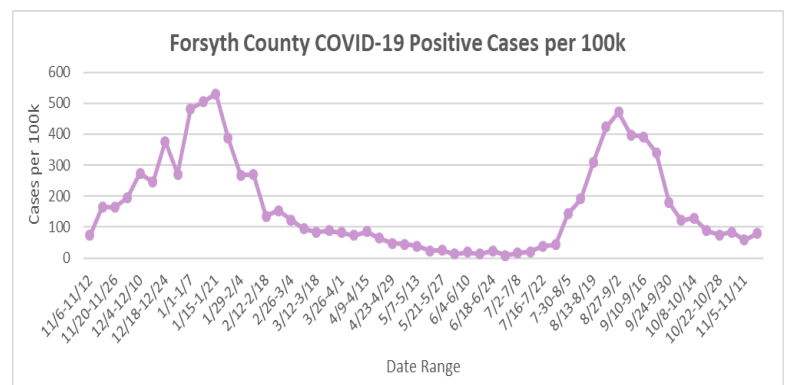
Dawson County

COVID-19 Cases	
Total Positive Cases	4,207
14 Day Case Rate (per 100K)	74
Percent Positive over last 2 weeks	7.8%
Total Hospitalizations	343
Total Deaths	75
COVID-19 Vaccine	
Vaccines Administered	22,148
Vaccines Administered per 100K	90,267
One Dose:	10,755 (44% of residents)
Fully Vaccinated:	9,950 (41% of residents)



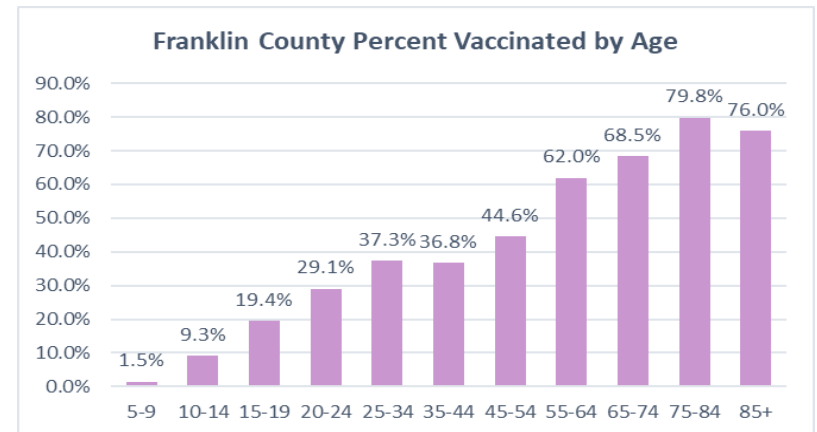
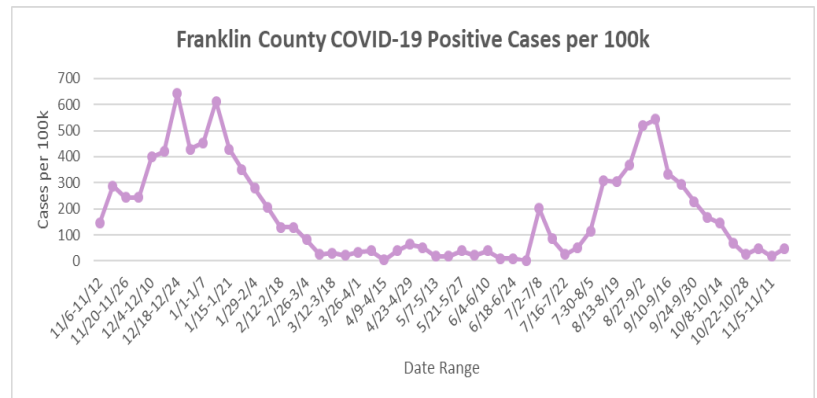
Forsyth County

COVID-19 Cases	
Total Positive Cases	27,315
14 Day Case Rate (per 100K)	135
Percent Positive over last 2 weeks	4.9%
Total Hospitalizations	1,272
Total Deaths	274
COVID-19 Vaccine	
Vaccines Administered	276,647
Vaccines Administered per 100K	121,132
One Dose:	134,687 (59% of residents)
Fully Vaccinated:	124,083 (54% of residents)



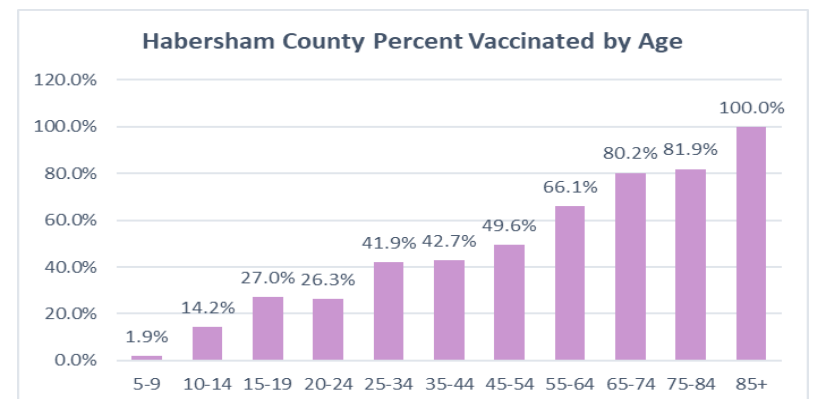
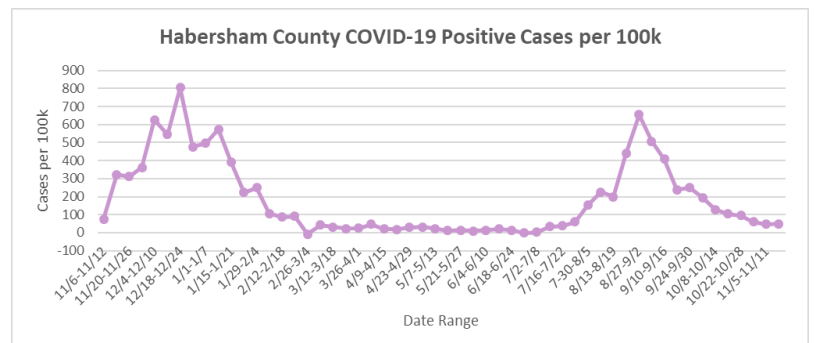
Franklin County

COVID-19 Cases	
Total Positive Cases	3,305
14 Day Case Rate (per 100K)	64
Percent Positive over last 2 weeks	4.9%
Total Hospitalizations	218
Total Deaths	68
COVID-19 Vaccine	
Vaccines Administered	18,293
Vaccines Administered per 100K	80,352
One Dose:	9,104 (40% of residents)
Fully Vaccinated:	8,306 (36% of residents)



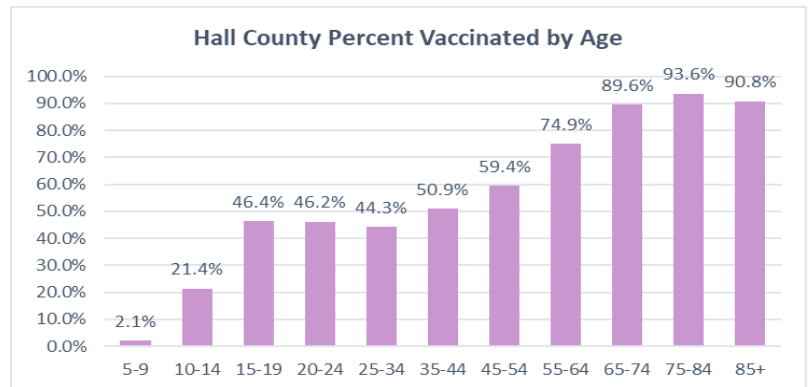
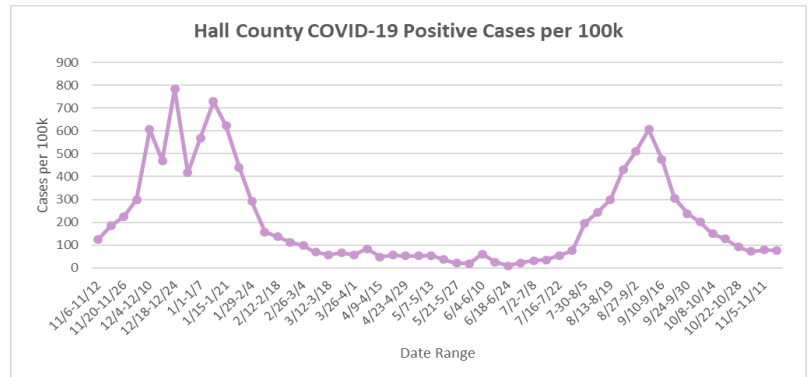
Habersham County

COVID-19 Cases	
Total Positive Cases	6,471
14 Day Case Rate (per 100K)	114
Percent Positive over last 2 weeks	6.3%
Total Hospitalizations	634
Total Deaths	193
COVID-19 Vaccine	
Vaccines Administered	39,563
Vaccines Administered per 100K	88,654
One Dose:	19,680 (44% of residents)
Fully Vaccinated:	17,895 (40% of residents)



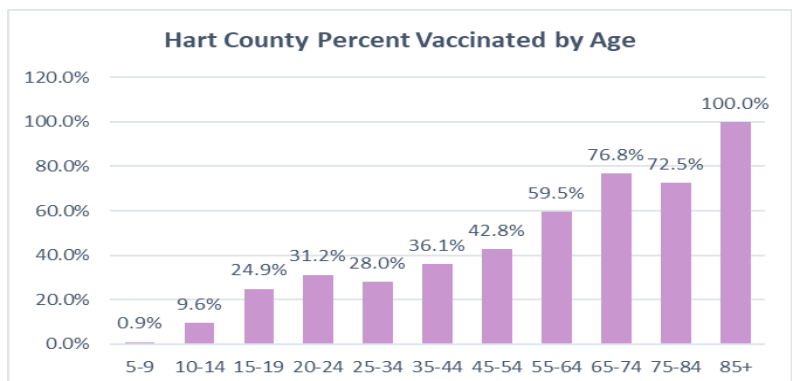
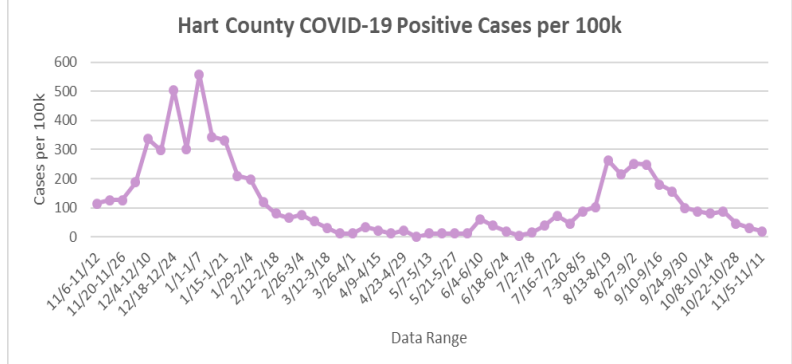
Hall County

COVID-19 Cases	
Total Positive Cases	34,423
14 Day Case Rate (per 100K)	144
Percent Positive over last 2 weeks	5.6%
Total Hospitalizations	3,164
Total Deaths	625
COVID-19 Vaccine	
Vaccines Administered	197,732
Vaccines Administered per 100K	99,529
One Dose:	97,519 (49% of residents)
Fully Vaccinated:	89,163 (45% of residents)



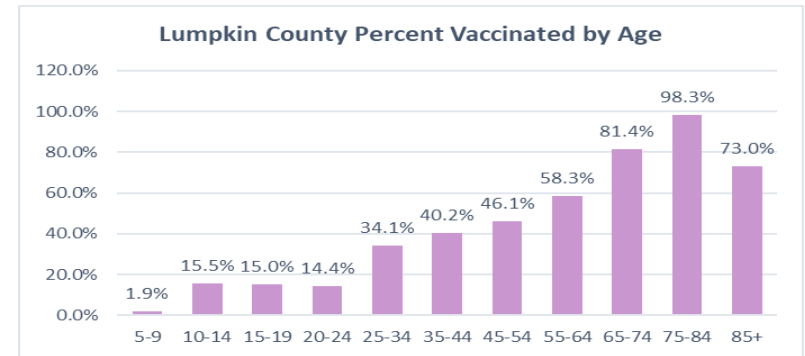
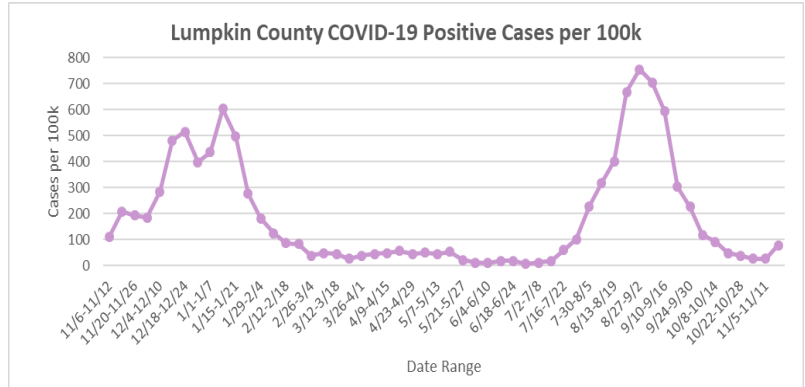
Hart County

COVID-19 Cases	
Total Positive Cases	2,315
14 Day Case Rate (per 100K)	31
Percent Positive over last 2 weeks	3.0%
Total Hospitalizations	166
Total Deaths	50
COVID-19 Vaccine	
Vaccines Administered	21,903
Vaccines Administered per 100K	84,984
One Dose:	10,655 (41% of residents)
Fully Vaccinated:	9,750 (38% of residents)



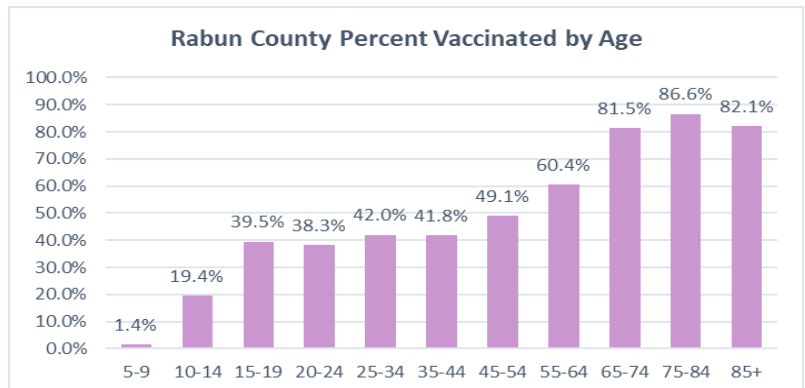
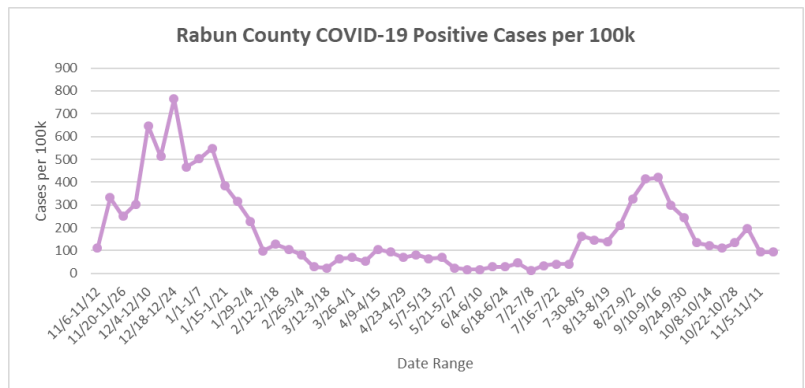
Lumpkin County

COVID-19 Cases	
Total Positive Cases	4,492
14 Day Case Rate (per 100K)	89
Percent Positive over last 2 weeks	6.0%
Total Hospitalizations	427
Total Deaths	93
COVID-19 Vaccine	
Vaccines Administered	26,126
Vaccines Administered per 100K	80,639
One Dose:	12,582 (39% of residents)
Fully Vaccinated:	11,585 (36% of residents)



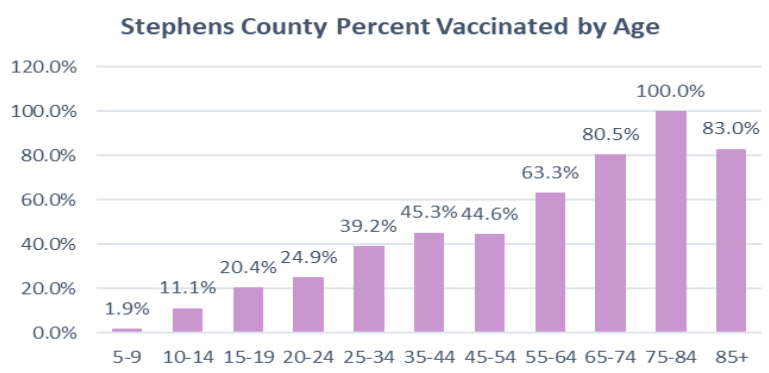
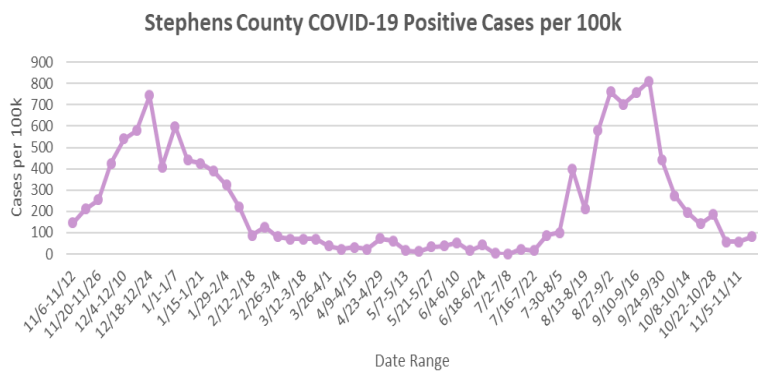
Rabun County

COVID-19 Cases	
Total Positive Cases	2,175
14 Day Case Rate (per 100K)	206
Percent Positive over last 2 weeks	11.9%
Total Hospitalizations	206
Total Deaths	63
COVID-19 Vaccine	
Vaccines Administered	18,184
Vaccines Administered per 100K	109,246
One Dose:	8,490 (51% of residents)
Fully Vaccinated:	7,837 (47% of residents)



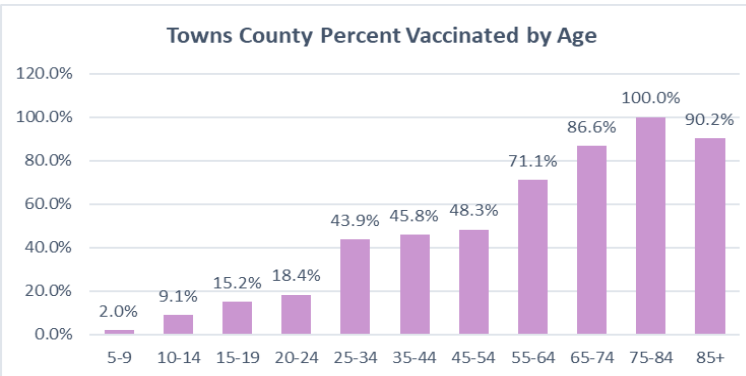
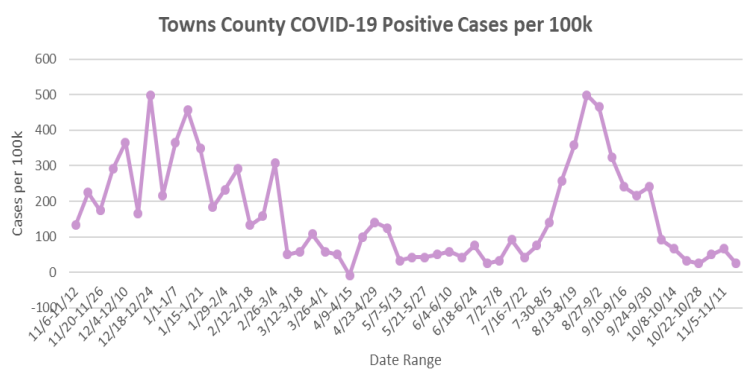
Stephens County

COVID-19 Cases	
Total Positive Cases	4,572
14 Day Case Rate (per 100K)	137
Percent Positive over last 2 weeks	5.1%
Total Hospitalizations	352
Total Deaths	109
COVID-19 Vaccine	
Vaccines Administered	23,580
Vaccines Administered per 100K	91,572
One Dose:	11,441 (44% of residents)
Fully Vaccinated:	10,464 (41% of residents)



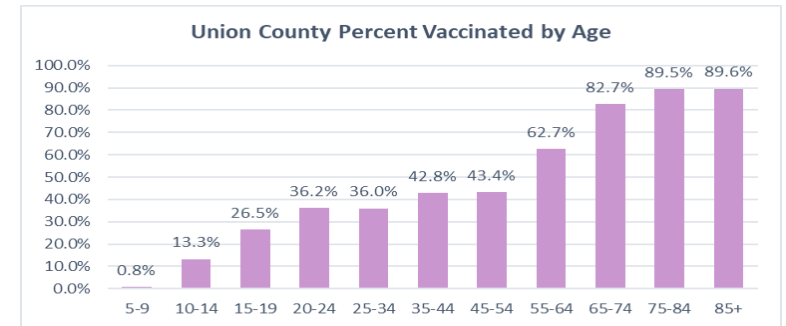
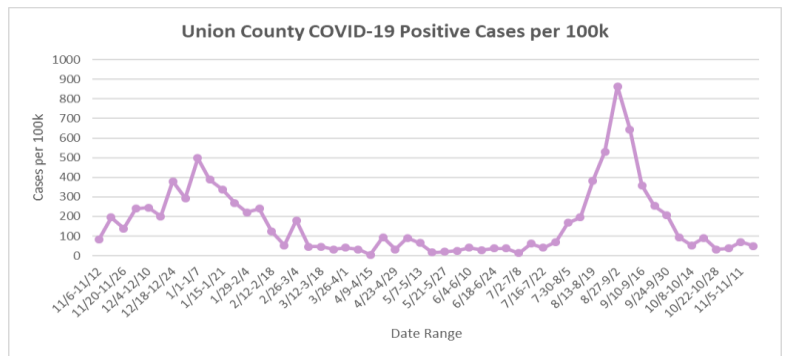
Towns County

COVID-19 Cases	
Total Positive Cases	1,555
14 Day Case Rate (per 100K)	50
Percent Positive over last 2 weeks	5.4%
Total Hospitalizations	180
Total Deaths	67
COVID-19 Vaccine	
Vaccines Administered	14,079
Vaccines Administered per 100K	121,193
One Dose:	6,404 (55% of residents)
Fully Vaccinated:	5,954 (51% of residents)



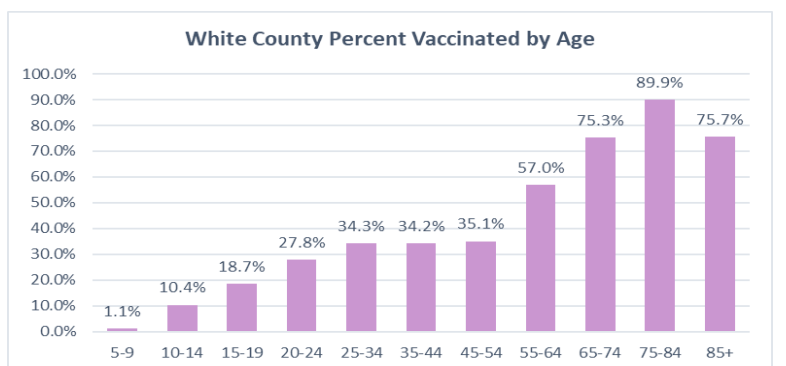
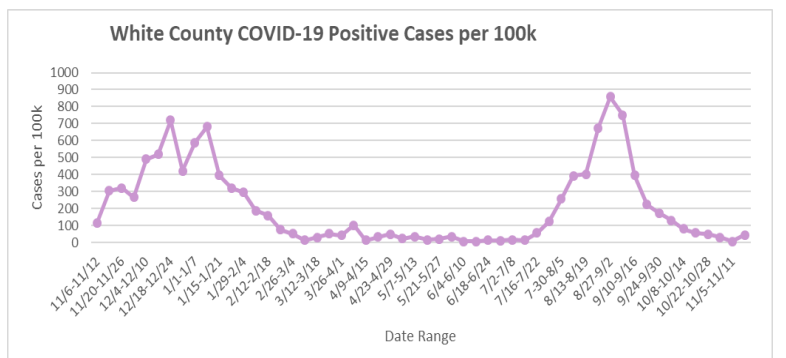
Union County

COVID-19 Cases	
Total Positive Cases	3,158
14 Day Case Rate (per 100K)	83
Percent Positive over last 2 weeks	5.9%
Total Hospitalizations	331
Total Deaths	118
COVID-19 Vaccine	
Vaccines Administered	26,054
Vaccines Administered per 100K	111,877
One Dose:	12,093 (52% of residents)
Fully Vaccinated:	11,309 (49% of residents)



White County

COVID-19 Cases	
Total Positive Cases	4,484
14 Day Case Rate (per 100K)	60
Percent Positive over last 2 weeks	4.4%
Total Hospitalizations	410
Total Deaths	115
COVID-19 Vaccine	
Vaccines Administered	24,894
Vaccines Administered per 100K	84,417
One Dose:	11,888 (40% of residents)
Fully Vaccinated:	11,009 (37% of residents)



EPI SUMMARY: Data source Georgia DPH and SendSS. Cases include all confirmed and probable cases. Population data source Oasis, 2019. Time frame as of 11/06/2020 to 11/18/2021. Vaccines introduced 12/19/2020 – decline noted in cases after vaccine implementation. Vaccine data includes number of vaccines administered in each county in District 2 and vaccines administered per 100,000 (of the total county population). Vaccine data also shows number of one dose received and percentage of residents as well as 2 doses received, and percentage of residents vaccinated.

*Graph above shows weekly changes in COVID cases. The case rate reported in the graph is approximately half of the 14-day case rate.

*Vaccine graph shows percentage of individuals vaccinated by age group.

Date: November 22, 2021

Georgia Flu Surveillance Update: Week 45 (Ending November 13, 2021)

As of week 45, Georgia flu activity is moderate. Activity levels are based on the percent of outpatient visits in Georgia due to Influenza-like illness during this timeframe.

For the corresponding week, the percentage of outpatient visits for Influenza-like Illness was 3.9%, the number of influenza-associated death was 0; the number of Metro Area Influenza Hospitalizations was 3, and there was no Influenza Outbreak reported for the specified period.

Getting the flu shot is the best thing you can do to protect yourself and others.

District 2 health departments have flu vaccines available. Please contact your local health department for information on how to get your Flu vaccine at

http://phdistrict2.org/?page_id=597.

To learn more about how to protect yourself against flu, visit DPH website at

<https://dph.georgia.gov/epidemiology/influenza/seasonal-flu-influenza>

and CDC website at <https://www.cdc.gov/flu/>