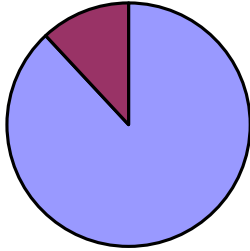


# Banks County Health Department 2016

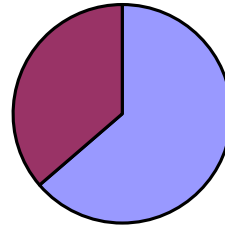
## Clinic Services

2015 County Population	18,495	Percent of Population
Unique Clients Served in 2016	2,208	12% (1 Year)
Unique Clients Served in 2012-2016	6,715	36% (5 Years)

**Pop. Served in 1 Year**



**Pop. Served in 5 Years**

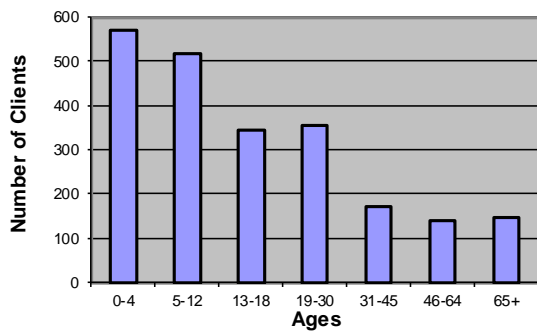


Total Visits	4,044
Total Services	16,257

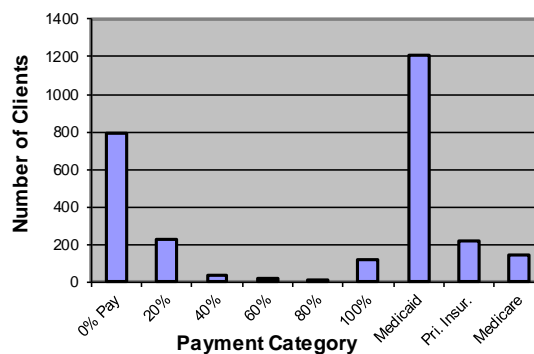
WIC	4930	30%	Adult Health	334	2%
Dental	4610	28%	Child Health	288	2%
Immunizations	3068	19%	Maternal Health	59	0%
Family Planning	1843	11%	Breast & Cervical Cancer	50	0%
PPD, Lab, Preg. Tests	592	4%	TB	40	0%
STD	443	3%			

Total Clients	2,208
---------------	-------

**Clients by Age**



**Payment for Service**



## Environmental Health Services

Total Services	1970
On-Site Sewage Management Services*	464
Number of Permitted Establishments**	94
Plan and Subdivision Reviews	16
Complaint Investigations	40
Water Samples	13
Rabies Investigations	55

\* Permits, Inspections, and Site Evaluations

\*\* Food Service, Tourist, Body Art, & Pools undergoing permitting and inspections