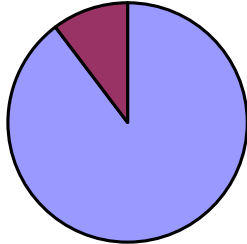


# White County Health Department 2016

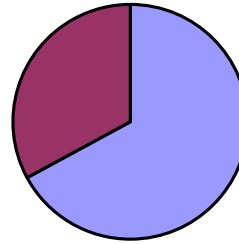
## Clinic Services

2015 County Population	28,319		Percent of Population
Unique Clients Served in 2016	2,920		10% (1 Year)
Unique Clients Served in 2012-2016	9,317		33% (5 Years)

**Pop. Served in 1 Year**



**Pop. Served in 5 Years**

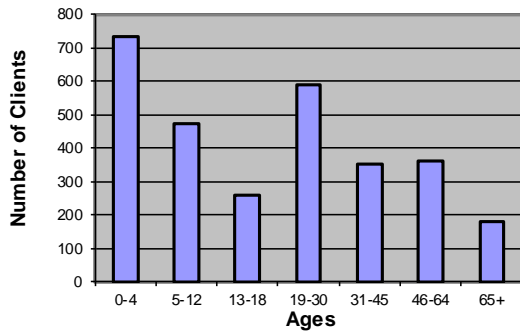


Total Visits	5,300
Total Services	19,379

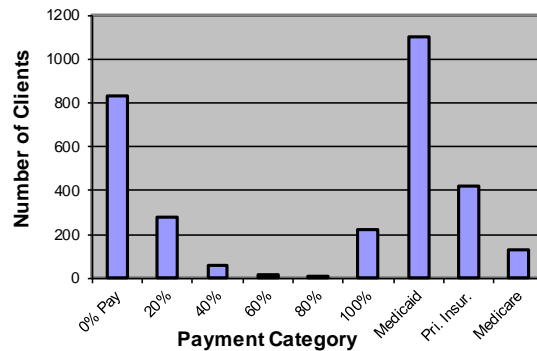
WIC	6657	34%			
Immunizations	6065	31%	Breast & Cervical Cancer	172	1%
Family Planning	3253	17%	Maternal Health	84	0%
PPD, Lab, Preg. Tests	1625	8%	TB	1	0%
Adult Health	711	4%	Dental	0	0%
Child Health	495	3%			

Total Clients	2,920
---------------	-------

**Clients by Age**



**Payment for Service**



## Environmental Health Services

Total Services	4941
On-Site Sewage Management Services*	956
Number of Permitted Establishments**	248
Plan and Subdivision Reviews	146
Complaint Investigations	67
Water Samples	55
Rabies Investigations	220

\* Permits, Inspections, and Site Evaluations

\*\* Food Service, Tourist, Body Art, & Pools undergoing permitting and inspections