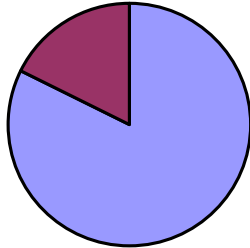


Union County Health Department 2016

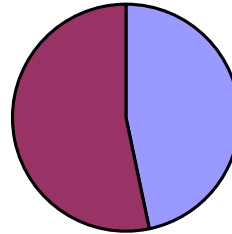
Clinic Services

2015 County Population	22,267	Percent of Population	
Unique Clients Served in 2016	3,938	18%	(1 Year)
Unique Clients Served in 2012-2016	11,868	53%	(5 Years)

Pop. Served in 1 Year



Pop. Served in 5 Years

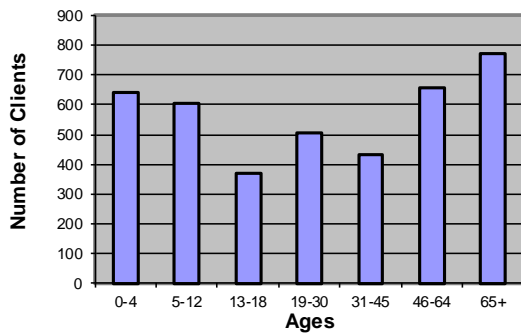


Total Visits	6,564
Total Services	24,904

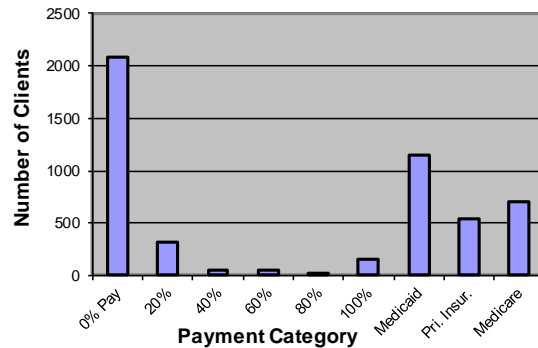
Immunizations	8919	36%	Child Health	262	1%
WIC	5661	23%	STD	249	1%
Dental	3519	14%	Breast & Cervical Cancer	139	1%
PPD, Lab, Preg. Tests	3163	13%	Maternal Health	49	0%
Family Planning	2315	9%	TB	23	0%
Adult Health	605	2%			

Total Clients	3,938
---------------	-------

Clients by Age



Payment for Service



Environmental Health Services

Total Services	3043
On-Site Sewage Management Services*	1040
Number of Permitted Establishments**	107
Plan and Subdivision Reviews	135
Complaint Investigations	52
Water Samples	68
Rabies Investigations	21

* Permits, Inspections, and Site Evaluations

** Food Service, Tourist, Body Art, & Pools undergoing permitting and inspections