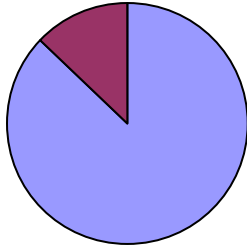


# Towns County Health Department 2016

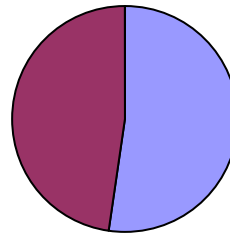
## Clinic Services

2015 County Population	11,182	Percent of Population
Unique Clients Served in 2016	1,439	13% (1 Year)
Unique Clients Served in 2012-2016	5,334	48% (5 Years)

**Pop. Served in 1 Year**



**Pop. Served in 5 Years**

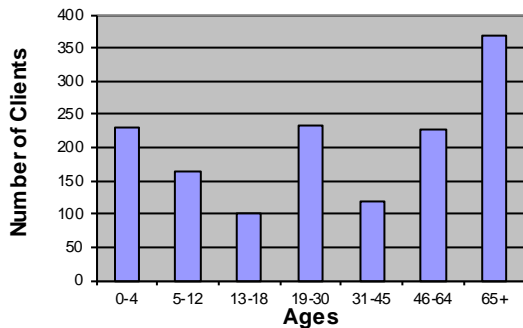


Total Visits	2,370
Total Services	8,898

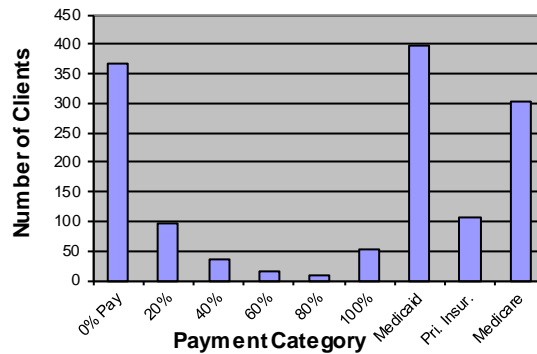
Immunizations	2669	30%		STD	139	2%
WIC	2026	23%	Breast & Cervical Cancer	39	0%	
PPD, Lab, Preg. Tests	1889	21%	Maternal Health	27	0%	
Family Planning	1474	17%	Dental	0	0%	
Adult Health	350	4%	TB	0	0%	
Child Health	285	3%				

Total Clients	1,439
---------------	-------

**Clients by Age**



**Payment for Service**



## Environmental Health Services

Total Services	1482
On-Site Sewage Management Services*	339
Number of Permitted Establishments**	83
Plan and Subdivision Reviews	18
Complaint Investigations	19
Water Samples	13
Rabies Investigations	19

\* Permits, Inspections, and Site Evaluations

\*\* Food Service, Tourist, Body Art, & Pools undergoing permitting and inspections