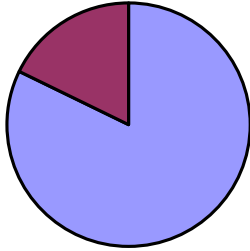


Stephens County Health Department 2016

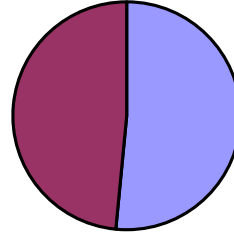
Clinic Services

2015 County Population	25,586	Percent of Population	
Unique Clients Served in 2016	4,553	18%	(1 Year)
Unique Clients Served in 2012-2016	12,402	48%	(5 Years)

Pop. Served in 1 Year



Pop. Served in 5 Years

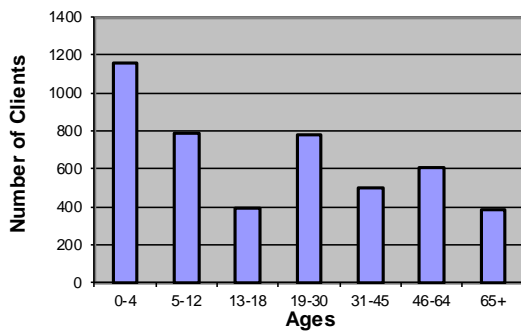


Total Visits	8,718
Total Services	28,028

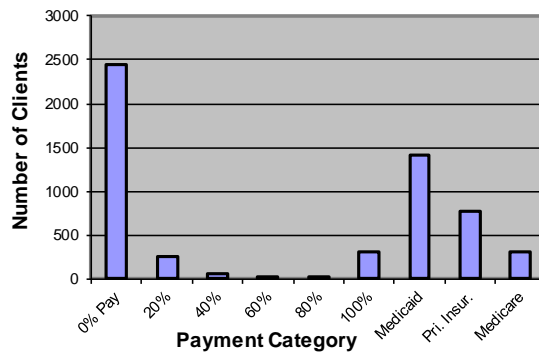
WIC	9358	33%	Adult Health	765	3%
Immunizations	7788	28%	Child Health	222	1%
Dental	4726	17%	Breast & Cervical Cancer	142	1%
Family Planning	2425	9%	TB	120	0%
PPD, Lab, Preg. Tests	1450	5%	Ryan White (HIV/AIDS)	81	0%
STD	891	3%	Maternal Health	60	0%

Total Clients	4,553
---------------	-------

Clients by Age



Payment for Service



Environmental Health Services

Total Services	1745
On-Site Sewage Management Services*	266
Number of Permitted Establishments**	86
Plan and Subdivision Reviews	23
Complaint Investigations	38
Water Samples	18
Rabies Investigations	55

* Permits, Inspections, and Site Evaluations

** Food Service, Tourist, Body Art, & Pools undergoing permitting and inspections