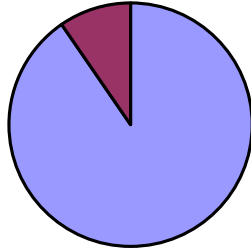


Lumpkin County Health Department 2016

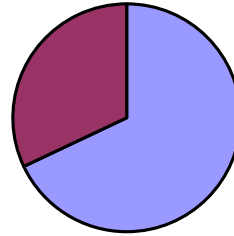
Clinic Services

2015 County Population	31,408	Percent of Population	
Unique Clients Served in 2016	3,014	10%	(1 Year)
Unique Clients Served in 2012-2016	10,057	32%	(5 Years)

Pop. Served in 1 Year



Pop. Served in 5 Years

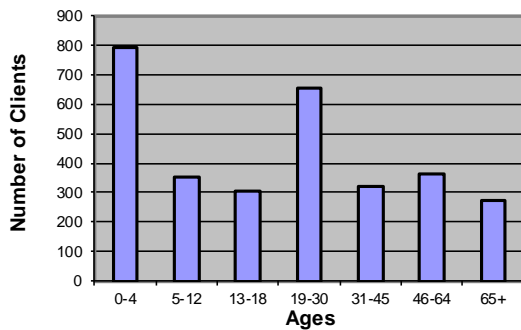


Total Visits	5,579
Total Services	21,402

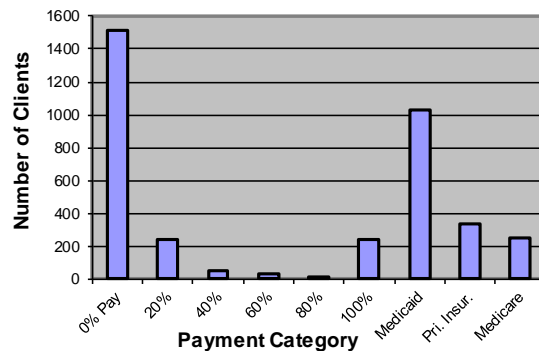
WIC	6851	32%			
Dental	4134	19%	STD	318	1%
Immunizations	3940	18%	Child Health	248	1%
Family Planning	3311	15%	Breast & Cervical Cancer	218	1%
PPD, Lab, Preg. Tests	1562	7%	TB	83	0%
Adult Health	671	3%	Maternal Health	66	0%

Total Clients	3,014
---------------	-------

Clients by Age



Payment for Service



Environmental Health Services

Total Services	3218
On-Site Sewage Management Services*	691
Number of Permitted Establishments**	162
Plan and Subdivision Reviews	13
Complaint Investigations	32
Water Samples	99
Rabies Investigations	24

* Permits, Inspections, and Site Evaluations

** Food Service, Tourist, Body Art, & Pools undergoing permitting and inspections