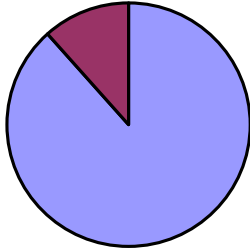


Hart County Health Department 2016

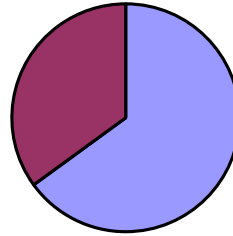
Clinic Services

2015 County Population	25,534	Percent of Population
Unique Clients Served in 2016	2,964	12% (1 Year)
Unique Clients Served in 2012-2016	8,941	35% (5 Years)

Pop. Served in 1 Year



Pop. Served in 5 Years

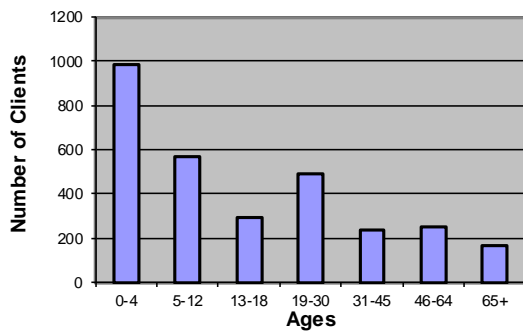


Total Visits	6,450
Total Services	21,767

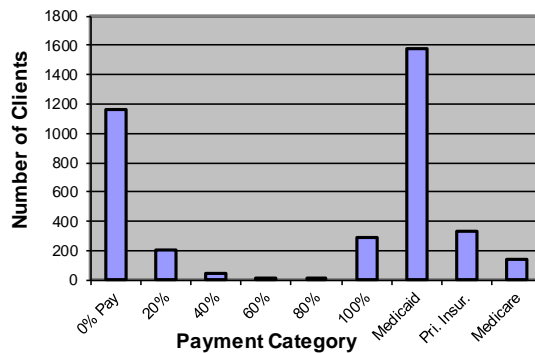
WIC	8140	37%	STD	329	2%
Immunizations	6288	29%	Child Health	173	1%
Dental	3490	16%	Adult Health	150	1%
Family Planning	1103	5%	Breast & Cervical Cancer	51	0%
TB	1075	5%	Maternal Health	3	0%
PPD, Lab, Preg. Tests	965	4%			

Total Clients	2,964
---------------	-------

Clients by Age



Payment for Service



Environmental Health Services

Total Services	2209
On-Site Sewage Management Services*	647
Number of Permitted Establishments**	64
Plan and Subdivision Reviews	131
Complaint Investigations	18
Water Samples	81
Rabies Investigations	52

* Permits, Inspections, and Site Evaluations

** Food Service, Tourist, Body Art, & Pools undergoing permitting and inspections