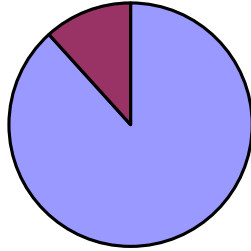


Hall County Health Department 2016

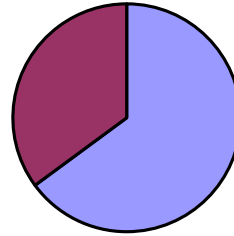
Clinic Services

2015 County Population	193,535	Percent of Population
Unique Clients Served in 2016	22,667	12% (1 Year)
Unique Clients Served in 2012-2016	67,927	35% (5 Years)

Pop. Served in 1 Year



Pop. Served in 5 Years

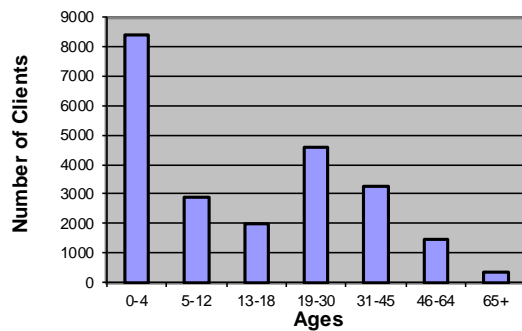


Total Visits	57,721
Total Services	221,555

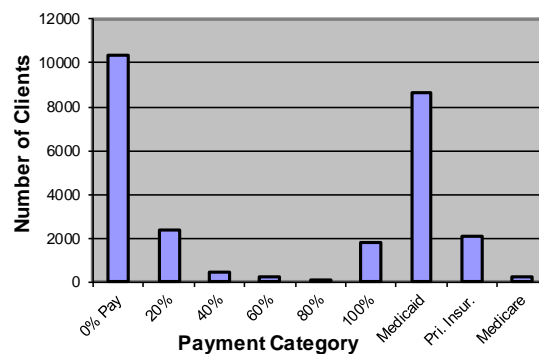
WIC	88687	40%	Ryan White (HIV/AIDS)	6671	3%
Immunizations	37334	17%	Child Health	5468	2%
Family Planning	24391	11%	STD	4892	2%
Maternal Health	22419	10%	TB	2886	1%
Dental	15545	7%	Breast & Cervical Cancer	2255	1%
PPD, Lab, Preg. Tests	8972	4%	Adult Health	2034	1%

Total Clients	22,667
---------------	--------

Clients by Age



Payment for Service



Environmental Health Services

Total Services	17670
On-Site Sewage Management Services*	3409
Number of Permitted Establishments**	540
Plan and Subdivision Reviews	1051
Complaint Investigations	465
Water Samples	1
Rabies Investigations	284

* Permits, Inspections, and Site Evaluations

** Food Service, Tourist, Body Art, & Pools undergoing permitting and inspections