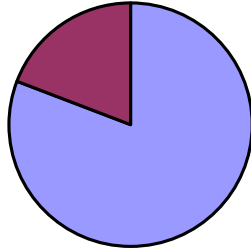


# Franklin County Health Department 2016

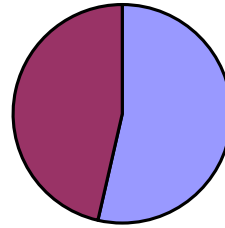
## Clinic Services

2015 County Population	22,311	Percent of Population
Unique Clients Served in 2016	4,283	19% (1 Year)
Unique Clients Served in 2012-2016	10,355	46% (5 Years)

**Pop. Served in 1 Year**



**Pop. Served in 5 Years**

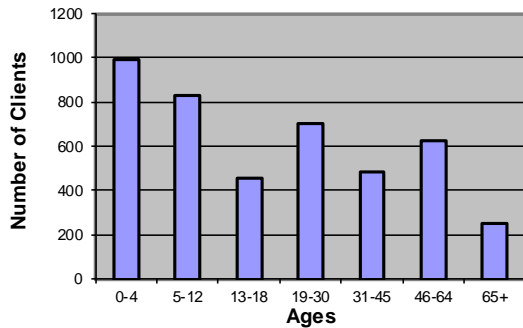


Total Visits	8,426
Total Services	30,924

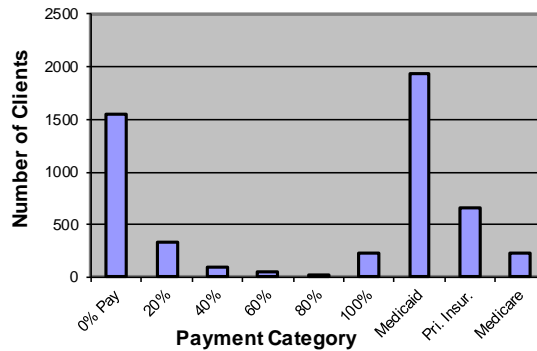
WIC	9522	31%		TB	657	2%
Immunizations	8713	28%		Adult Health	499	2%
Dental	4989	16%		Child Health	275	1%
Family Planning	3439	11%	Breast & Cervical Cancer	228	1%	
PPD, Lab, Preg. Tests	1391	4%	Maternal Health	79	0%	
STD	1132	4%				

Total Clients	4,283
---------------	-------

**Clients by Age**



**Payment for Service**



## Environmental Health Services

Total Services	2064
On-Site Sewage Management Services*	407
Number of Permitted Establishments**	96
Plan and Subdivision Reviews	38
Complaint Investigations	15
Water Samples	18
Rabies Investigations	54

\* Permits, Inspections, and Site Evaluations

\*\* Food Service, Tourist, Body Art, & Pools undergoing permitting and inspections