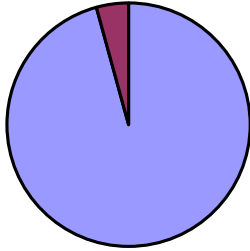


# Forsyth County Health Department 2016

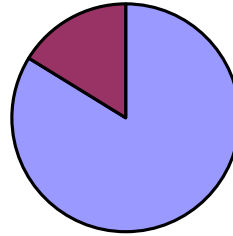
## Clinic Services

2015 County Population	212,438	Percent of Population	
Unique Clients Served in 2016	9,062	4%	(1 Year)
Unique Clients Served in 2012-2016	34,468	16%	(5 Years)

**Pop. Served in 1 Year**



**Pop. Served in 5 Years**

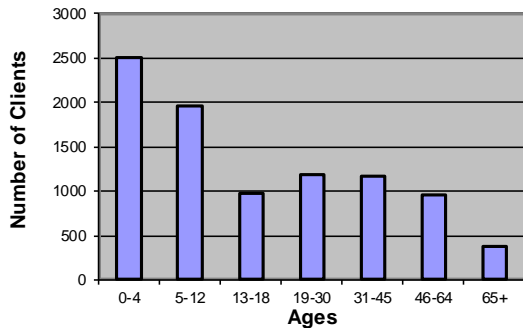


Total Visits	16,300
Total Services	59,998

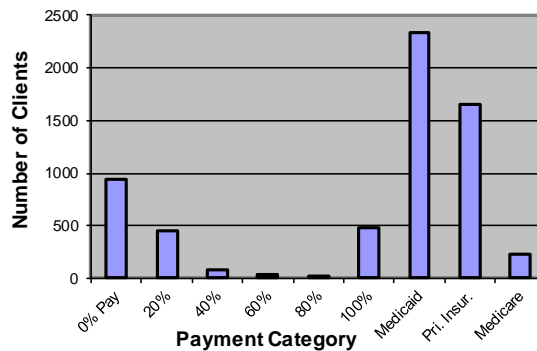
WIC	23400	39%	Adult Health	1102	2%
Immunizations	19241	32%	TB	870	1%
Child Health	5184	9%	STD	329	1%
Dental	4994	8%	Maternal Health	106	0%
PPD, Lab, Preg. Tests	2524	4%	Breast & Cervical Cancer	75	0%
Family Planning	2173	4%			

Total Clients	9,062
---------------	-------

**Clients by Age**



**Payment for Service**



## Environmental Health Services

Total Services	8609
On-Site Sewage Management Services*	1770
Number of Permitted Establishments**	394
Plan and Subdivision Reviews	577
Complaint Investigations	90
Water Samples	0
Rabies Investigations	118

\* Permits, Inspections, and Site Evaluations

\*\* Food Service, Tourist, Body Art, & Pools undergoing permitting and inspections