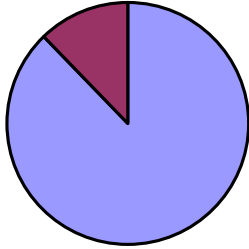


Dawson County Health Department 2016

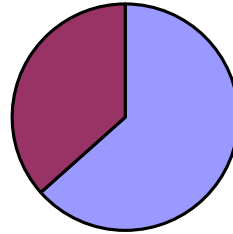
Clinic Services

2015 County Population	23,312	Percent of Population
Unique Clients Served in 2016	2,854	12% (1 Year)
Unique Clients Served in 2012-2016	8,527	37% (5 Years)

Pop. Served in 1 Year



Pop. Served in 5 Years

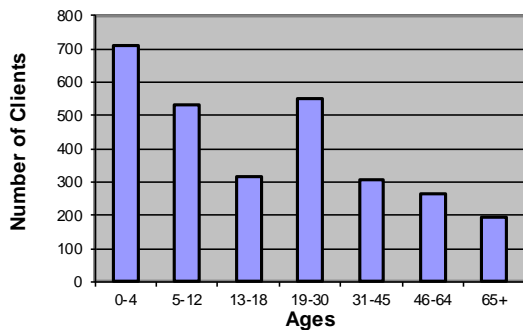


Total Visits	4,952
Total Services	19,617

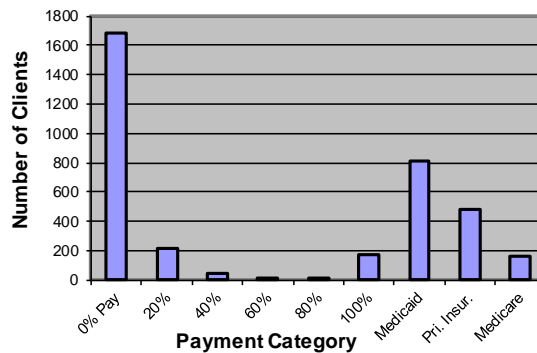
WIC	6137	31%	Adult Health	747	4%
Immunizations	4797	24%	STD	690	4%
Family Planning	3679	19%	Breast & Cervical Cancer	139	1%
Child Health	1267	6%	Maternal Health	99	1%
PPD, Lab, Preg. Tests	1030	5%	TB	17	0%
Dental	1015	5%			

Total Clients	2,854
---------------	-------

Clients by Age



Payment for Service



Environmental Health Services

Total Services	2524
On-Site Sewage Management Services*	583
Number of Permitted Establishments**	119
Plan and Subdivision Reviews	44
Complaint Investigations	55
Water Samples	28
Rabies Investigations	5

* Permits, Inspections, and Site Evaluations

** Food Service, Tourist, Body Art, & Pools undergoing permitting and inspections